

Microgrids in Active Network Management-Part II

System Operation, Power Quality and Protection

Palizban, Omid; Kauhaniemi, Kimmo; Guerrero, Josep M.

Published in:
Renewable & Sustainable Energy Reviews

DOI (link to publication from Publisher):
[10.1016/j.rser.2014.04.048](https://doi.org/10.1016/j.rser.2014.04.048)

Publication date:
2014

Document Version
Early version, also known as pre-print

[Link to publication from Aalborg University](#)

Citation for published version (APA):
Palizban, O., Kauhaniemi, K., & Guerrero, J. M. (2014). Microgrids in Active Network Management-Part II: System Operation, Power Quality and Protection. *Renewable & Sustainable Energy Reviews*, 36, 440-451. <https://doi.org/10.1016/j.rser.2014.04.048>

General rights

Copyright and moral rights for the publications made accessible in the public portal are retained by the authors and/or other copyright owners and it is a condition of accessing publications that users recognise and abide by the legal requirements associated with these rights.

- Users may download and print one copy of any publication from the public portal for the purpose of private study or research.
- You may not further distribute the material or use it for any profit-making activity or commercial gain
- You may freely distribute the URL identifying the publication in the public portal -

Take down policy

If you believe that this document breaches copyright please contact us at vbn@aub.aau.dk providing details, and we will remove access to the work immediately and investigate your claim.

Microgrid in Active Network Management-Part II: System Operation, Power Quality and Protection

Omid Palizban^a, Kimmo Kauhaniemi^a, Josep M. Guerrero^b

^a *Department of Electrical and Energy Engineering, University of Vaasa, Vaasa 65200, Finland*

^b *Department of Energy Technology, Aalborg University, Aalborg East 9220, Denmark*

Corresponding author: Omid Palizban, Department of Electrical and Energy Engineering, University of Vaasa, Vaasa 65200, Finland. Tel: +358 (0)29 449 8309 or +358 (0)465297780, Email:omid.palizban@Uva.fi

Abstract. The development of distribution networks for participation in active network management (ANM) and smart grids is introduced using the microgrid concept. In recent years, this issue has been researched and implemented by many experts. The second part of this paper describes those developed operational concepts of microgrids that have an impact on their participation in ANM and in the requirements for achieving targets. Power quality is the most challenging task in microgrids, especially when the system switches from normal parallel operation (grid-connection mode) to island operation. Indeed, following planned or unplanned transitions to island mode, microgrids may develop instability. For this reason, the paper addresses the principles behind island-detection methods, black-start operation, fault management, and protection systems, along with a comprehensive review of power quality. Finally, island detection and the other topics are summarized with a flowchart and tables.

Key words: Black-start operation, Island detection, Microgrid, Power Quality, Protection

NOMENCLATURE

| | | | |
|------|-------------------------------------|--------|--|
| AFD | Active Frequency Drift | PF | Positive Feedback |
| AMM | Automate Meter Management | PI | Proportional Integral |
| APF | Active Power Filter | P/Q | Active and Reactive Power |
| APS | Automatic Phase Shift | RESs | Renewable Energy Sources |
| ARPS | Adaptive Reactive Power Shift | ROCOF | Rate of Change of Frequency |
| DER | Distributed Energy Resource | SCADA | Supervisory Control and Data Acquisition |
| DG | Distribution Generation | SFS | Sandia Frequency Shift |
| DMS | Distribution Management System | SMS | Slip Mode Frequency Shift |
| DL | Dispatch able Load | SOC | State of Charge |
| ESS | Energy Storage System | SVS | Sandia Voltage Shift |
| LC | Local Control | THD | Total Harmonic Distortion |
| LV | Low voltage | U/O FP | Under/Over Frequency Protection |
| MCB | Miniature Circuit Breaker | U/O VP | Under/Over Voltage Protection |
| MGs | Microgrids | UPS | Uninterruptible Power Supply |
| MGCC | Microgrid Control Centre | UPQC | Unified Power Quality Compensator |
| MMS | Microgrid Management System | UTSP | Unified Three Phase Single Processor |
| NDZs | Non-Detection Zones | VPF | Voltage Positive Feedback |
| NSCI | Negative Sequence Current Injection | VU | Voltage Unbalance |
| PCC | Point of Common Coupling | | |

1. INTRODUCTION

Future distribution networks will require completely novel smart-grid concepts [1-3]. In this regard, flexible microgrids (MGs) that are capable of intelligently operating in both grid-connected and island modes are required [4-6].

In recent years, several control devices have also been developed to improve the integration of MGs [7-9]. The variations in power generation, interconnection, and electrical interface may constitute barriers to achieving an optimal system for connecting Distributed Energy Resource (DERs) to the grid [10-13].

In the first part of their paper [14], the authors proposed the IEC/ISO62264 standard for adapting the MG, Virtual Power Plant (VPP), and storage system with it. The standardization was explained on five levels: *level zero* (the generation process), *level one* (the process of sensing and adjusting generation), *level two* (monitoring and supervision), *level three* (maintaining and optimizing), and *level four* (market structure and business model). Based on the investigation in the first part, the tertiary control level is disabled when the MG switches to island mode [15]. Hence, the first objective of the present paper (Second part) is the comprehensive investigation of island-detection methods in the MG.

As presented in [16], an MG operates in parallel with the utility grid. However, the transition to island operation may occur as the result of a permanent fault in the main grid, or else of an intended disconnection. This is why, in the event that the transition is unsuccessful (for example, due to a fault during transition), a blackout occurs—in which case, the black-start strategy should take be used. In Fig. 1, the operational modes of MGs are presented. In this sense, the restoration

of service is performed first by disconnecting the Distribution Generation (DG) units, and thereafter by reconnecting them in a controlled way.

As aforementioned, MGs need to be able to operate intelligently in both grid and island mode [17-19]. Thus, the great challenge is to combine all the various power electronics, communication technologies, interfaces, and energy-storage mechanisms [20, 21]. Moreover, stability and voltage regulation are the greatest challenges to the integration of renewable energy into the main network. Hence, power quality for the customer, which is supported through the MG in both operational modes, is very important [22-24].

The protection system is another major challenge to MG operations [25-27]. The protection system for MGs must also function in both grid-connection and island mode [28, 29]. As discussed by *J. J. Justo et al.* [30], the principle of protection in conventional grids and in MGs cannot follow the same approach. The responsibility of the protection relay in grid-connection mode is to protect the DG units and load. However, the relay protects the smallest part of the system in which the fault occurs during island operation.

In order to cover all these issues, the second objective of this paper is a comprehensive literature survey of power quality, fault management, black-start operation, and protection. The investigation provides information on the status of and advances in MG principles from the viewpoints of island and grid connections.

Island operation and detection techniques are dealt with in Section 2. Power quality is presented in Section 3. Microgrid black-start operations, monitoring, and fault management are discussed, along with protection, in Sections 4, 5, and 6 respectively. Finally, the literature survey concludes in Section 7.

2. ISLAND-MODE DETECTION AND OPERATION

A microgrid should deliver high-quality power without interruption to customers through the local DG units [31, 32]. Their performance in island mode should be based on standards, such as IEEE Std. 1547, UL 1741 (the anti-islanding test configuration), and IEC 61727 [33, 34]. However, some countries use different standards for evaluation, such as DIN VDE 0126 in Germany [35] and C22.2 No. 107.1-01 in Canada [36]. The various requirements for the operational limits of voltage and frequency according to the two most important standards for island detection (the IEC and the IEEE) are shown in Table 1. Island detection methods are generally classified into two main types of technique: the remote and the local [37, 38]. Remote techniques are centralized methods associated with island detection on the utility side. Their high performance and applicability are their advantages, but they are not economical when compared with local techniques [39]. Local techniques involve island detection on the DG side, and can be classified into three different types [40-43]: passive, active, and hybrid methods. Indeed, anti-island detection methods are evaluated through the non-detection zone. The NDZ is defined on the basis of an operation failing at the right time on account of loading conditions [44-46]. A broad Non-detection Zone (NDZ) is the main disadvantage of local techniques [47], and the largest NDZ area occurs with the passive method [48]. Thus, the passive method cannot support high DG penetration. However, the active method makes up for some of the disadvantage, and so some of the methods in the active technique may support multiple DGs [45, 49].

As presented by *P. Mahat, et al.* [45], hybrid methods are the result of combining both of the above detection techniques. In hybrid methods, the active technique is implemented only when islanding is detected by a passive technique. Fig. 2 (which is based on the figure in [50]) shows the classification of methods with their advantages and disadvantages.

2.1 Local Techniques

2.1.1 Passive methods

In the passive method, voltage, frequency, and the system's harmonic distortion parameters are continuously monitored. Indeed, these parameters will vary as the mode of MG changes [51, 52]. Hence, a suitable setting for maximum and minimum allowed variation improves the ability to distinguish connections [53].

The method does not damage the system, and it also has fast performance. However, the technique suffers because of the NZD [45]. In the other words, if the variation in these parameters exceeds the permitted values (which come from the standard), then the system does not move to island mode [35]. A hybrid method is proposed to solve this problem, and will be discussed later in this paper. The most common passive methods are discussed by *Zeineldin et al.* [14], which some important characteristics of the popular techniques are discussed in Table. 2. These include the monitoring parameters, advantages and disadvantage, the NDZ interval, the detection speed, and other details [54-56].

As mentioned, the disadvantage of passive island detection techniques is the large NDZ. To reduce it, the method can be combined with one of the local active anti-islanding techniques in a hybrid method. A hybrid passive method has been proposed by *S. I. Jang et al.* [57], based on monitoring the voltage unbalance and the Total Harmonic Distortion (THD). This approach enhances the performance of the passive methods, and will be explained in the section on hybrid techniques.

2.1.2 Active methods

The second type of anti-island detection method is based on feedback techniques and on monitoring the response to disturbances deliberately injected into the circuit [58]. Indeed, active method has same principle as the control mechanism, and detects the variation of both frequency and voltage at the Point of Common Coupling (PCC) [44, 59].

The technique has a smaller NDZ, compared with the passive method; however, it can lead to a degradation in the power quality of the system [53, 60-62]. A complete review of these methods is presented by *R. S. Kunte et al.* [59]. An active island detection strategy that relies on equipping the DG interface with a Q - f characteristic is presented in [44]. As with the passive method, some important characteristics of popular techniques, including monitoring parameters, advantages and disadvantages, the NDZ interval, the detection speed, and other details are presented in Table 3 [63, 64].

2.1.3 Hybrid methods

Hybrid techniques of island detection are the result of combining a passive method with an active method [36]. Indeed, the passive technique has operational priority in these island detection methods, and the active methods operate after passive detection [46]. The main advantage of hybrid methods is that they minimize NDZs, as compared with the other two local techniques. Due to this significant advantage, hybrid techniques are much more effective for island protection. The most common hybrid methods are presented in [36, 45, 49, 65, 66], and Table 4 illustrates their advantages and disadvantages, and other important issues regarding this class of techniques.

Moreover, with respect to the definition of passive, active, and hybrid techniques, Fig. 3 shows a complete algorithm for local island detection methods, developed on the basis of [50]. As can be

seen in this figure, the passive and active methods share some common features. Indeed, the differences lie in measuring and monitoring: in passive methods, only measuring occurs, while active methods are based on signal feedback. Hybrid methods combine both passive and active methods in these measuring and monitoring parts.

2.2 Remote Techniques

Following the island-detection classification methods shown in Fig. 2, remote techniques form another detection group. The design of such techniques is based on a communication link between the distribution generator and the main grid [39]. Higher reliability is the main advantage of this method over local techniques [67]. However, the method is uneconomical, as it is expensive to implement. The most popular remote island detection methods are presented by W. Xu *et al.* [23], P. Mahat *et al.* [10] and R. S. Kunte [15]. The details of these methods, along with their advantages and disadvantages, are summarized in Table 5.

There are many factors that should be considered in selecting the island detection method. Economic issues, in particular, have always been important [59]. As mentioned, island detection is very significant in MGs because of its strong relation with the MG control and storage system. Hence, remote control is more popular in smart grids and MGs, even when the additional cost is taken into account.

In conclusion, many techniques have been developed for island detection with single DGs. Yet when many DGs are placed in parallel in an MG, the NDZ increase is notable. The solution to this is to use a Microgrid Control Centre (MGCC), thus considering the whole MG as a “single DG block”. Similar techniques are then implemented at the PCC with the MGCC. Moreover, for both island detection and island operation, a communication and intelligence interface is needed

to connect the grid and the island into the MGCC. Indeed, all decisions concerning active or reactive power control, island detection, operation, and storage systems are managed by the MGCC. The decision to switch to island mode, and also to resynchronize after islanding, are thus based on measurements from both aspects of the MGCC [68]. As mentioned in the introduction, this study is at base a technical comparison. However, economic comparisons constitute another important dimension, and are discussed in [39, 69].

3. POWER QUALITY

As demands on DG units continue to increase [70], power quality, stability, and power balancing are crucial issues for microgrids and smart grids [71]. Moreover, improvements in performance, telecommunications, operations, and regulation—as well as in network planning—are all very significant in designing smart grids [72]. Based on the Council of European Energy Regulators (CEER) [72, 73], the coverage of power quality in MGs can be divided into three main parts, as shown in Fig. 4.

Recently, researchers have tried to minimize the most significant issues relating to the quality of electricity in distribution systems, such as harmonic current and unbalancing conditions. Indeed, the evaluation of power quality is based on IEEE 519-1992, IEC 61000-4-30 [74], and EN50160 [75]. In these standards, the THD of the voltage and the individual voltage distortion are limited to 5% and 3%, respectively, in distribution networks below 69 KV [76, 77]. Moreover, according to IEEE Standard 1547.2-2008, the voltage fluctuation is limited to $\pm 5\%$, as Renewable Energy Sources (RESs) are parallel to low-voltage systems [78].

With electrical storage and distributed generation, power quality could be maintained in much the same way as with Uninterruptible Power Supply (UPS) systems [79].

Moreover, electronic inverters are also used for compensation [80]. Such devices are able to generate reactive power, supplying reactive loads useful in dealing with unbalanced loads and the generation of harmonic currents. Indeed, the main role of an interface converter is to control power injection [81]. As with the energy storage system in island operation mode (which supports the system rather like a back-up UPS system), and also like an inverter, Active power filters (APFs) are also effective elements for improving the power quality [82].

As discussed by *M. Savaghebi, et al.* [83], power-quality problems are of two main types: voltage unbalance and harmonics. As long as a single-phase load is connected to the MG, voltage unbalance can occur in the MG [84]. Indeed, some of the equipment in MGs—such as power converters and induction motors—suffers from voltage unbalance in the system [85]. Using series and shunt APFs is a solution to this problem of unbalanced voltage [86]. In this method, compensation is provided by injecting negative sequence voltage (respectively, current) into the power distribution line for the series (respectively, shunt APF) method [87-89].

Indeed, the main role of the DG inverter in regulating the phase angle and the amplitude of the output voltage is to inject the reactive power or observe it. Thus, another method for optimizing power quality is the control strategy which is presented by *J. He et al.* [90]. The use of a two-inverter structure approach for control is described in [91, 92], and is similar to a series-parallel APF—one being connected as a shunt and the other in series with the grid. [83]

The injection of negative-sequence current by the DG is another method of compensating for voltage unbalance, as discussed in [93]. However, as it uses much of the interface's converter capacity for compensation, the method is not effective under severely unbalanced conditions. It may even have negative effects on the active and reactive power generated by the DG.

By *Cheng et.al* [94], there was presented another method for compensating for voltage unbalance in MGs. This involves generating a reference for a negative-sequence conductance based on the negative-sequence reactive power. There is in fact a trade-off between voltage regulation adequacy and the efficiency of unbalance compensation. To cope with this, [83] proposes to directly change the voltage reference in order to compensate for the voltage unbalance in an MG.

As mentioned earlier, THD is another power quality problem that arises in the exchange trade of current with the main grid and the voltage of the local load inverter [95]. Hence, a cascaded control structure consisting of an outer-loop current controller and an inner-loop voltage controller has been proposed by *Q. Zhong* [95]. Indeed, the concurrent determination of the low THD for the grid current and of the voltage of the local load inverter is the goal of the method.

Indeed, power quality in MGs can be enhanced with two complementary approaches. These are dedicated APFs and the use of the capability of existing DGs. The general scheme of power quality in MGs—based on the IEC 62264 standard (introduced in the first part of this paper)—is shown in Fig. 5. Indeed, primary power quality includes controlling a DG. Moreover, the responsibility of secondary control is to coordinate the power between the DGs and to support the load with a high power quality level. The scheme consists of different parts: dedicated units, using DG units as parallel APFs, and back-up support connected to the main grid through a back-to-back converter (ABB-ACS 800). The back-to-back converter is used to test for the presence of power quality problems in grid-connected MGs, and to improving them [96]. As mentioned in the Introduction and in Section 2, the target of this paper is a technical evaluation of microgrids. However, economic issues are also important in finding the best methods to improve power quality. The economic evaluation of power quality is discussed by *Zhemin Lin et al* [97], and *M.McGranaghan et al.*[98].

4. BLACK-START OPERATION

Power interruptions can appear in the whole system or in a single part, and can arise from unplanned events in the MG [99]. During island-mode operation, this situation can lead to a black out [100]. The stability of the system has then been compromised, and all DG units are disconnected from the MG [101-103].

The process of restoring the system is called a black start [101]. Power management, balancing, and voltage control are the responsibilities of the black-start restoration service, which is embedded in the MGCC. As presented by *J. P. Lopes et al.* [104], black-start operations are divided in two significant categories, as dictated by the availability and sequence of the restoration strategy. The first category is based on bidirectional communication links, the ability to receive the most recent information from microsources (MSs), and the ability to disconnect loads [105]. Next, the most stable sources for generating the initial power are sought. Fig. 6 presents the fundamental principles of black-start operation strategies (in red). Based on the principle, in order to prevent overloading of MSs or large frequencies during restoration, all the loads should be disconnected as an initial step. Then, in order to avoid large transient currents or changes in power, small-island synchronization must be established [106].

After that, both controllable and non-controllable loads are connected to the network, in that order, and the loads are slowly increased [104].

The energy storage system has a very significant effect on the maintenance of power balance and on achieving acceptable voltage levels. As presented by *H. Laaksonen et al.* [102], the most effective principles for successful black-start operations are as follows: 1) Rate the capacity of the storage bank. This can be estimated by considering that it must exceed the largest motor

drives and converter-based DG units on the network. However, a guideline, it should also be between 1.5 and 2 times as large as any directly connected rotating machines. 2) Any directly connected large rotating machines should be attached separately from normal loads. Also, generally speaking, the sequentially connected groups of loads should not exceed the storage available. [102] Further principles of black-start operation are presented by *C. Moreira, et al.*[107].

5. FAULT-MANAGEMENT PRINCIPLES

As discussed in the introduction, there are two different fault conditions in MGs [108, 109]:

- The MG is working in grid-connection mode and a fault appears in the main grid: the MG moves to island mode using one of the methods discussed in Section 2;
- The MG is in island mode and a fault occurs inside the island area. The smallest area containing the fault should be removed. A high fault current, which can affect converter-based generation supplies, is a most significant issue in this situation. Generally, these types of supplies have design limitations on their converter, based on twice the rate of the converter current.

As *H. Laaksonen et al.* have presented [102], fault management in MG island mode has three parts:

- *Fault detection*: depending on which part of the system the fault occurs in, there are different methods of fault detection in island mode. This will be discussed in Section 6.
- *Fault type*: the detection of the fault type in an islanding MG is based on measurement of the phase voltages.

- *Fault location detection*: by measuring the current through the relay installed in each feeder, it is possible to find the location of fault.

Fault management in MGs is based on the exchange of information through the signal between the MGCC and the protection devices. Since protection in MGs is especially important in island mode, the DG units inside the MG must also have a protection setting, in order to back up the MGCC. The fault-management strategy during MG islanding is shown in orange in Fig. 6.

6. PROTECTION

The reliability of an MG, in either grid-connected or island mode, depends crucially on the protection system employed [110]. Indeed, the protection device, protection relay, measurement equipment, and grounding are all components of the protection system.

As discussed by *J. J. Justo* [30], safety and fault analysis on one hand, and security on the other, are two important issues in protection scheme design. Moreover, in investigating these issues, some parameters should be considered. These include sensitivity, selectivity, and the speed of response [111-113].

A number of fundamental structural choices determine the speed requirements and the operational principles of MG protection. The structural choices necessary for fulfilling the speed requirements consist of switch technology, communication technology, and the size of the energy storage bank [114].

As mentioned in Section 5, two specific types of problem occur that, in general, may cause damage. The protection system should attempt to prevent these. The first condition is the investigation into MG performance when a fault appears in the main grid is [115]. Here, the

protection relay must isolate the MG from the fault feeder. Quick switching to island mode must then be achieved through one of the methods mentioned in Section 2.

The second condition is to provide sufficient protection coordination when the system is operating in island mode. This situation is reversed in terms of systems when a fault occurs in island mode [116, 117].

The necessary steps and features of the operation of the MG under abnormal conditions arising from faults are described by the Consortium for Electric Reliability Technology Solutions (CERTS) [115]. Under the IEC/ISO 62264 standard, MG protection also has three levels. The main structural functions of the fully developed MG protection concept can be summarized as customer, DG unit, and low-voltage site feeder (acting as primary protection). The secondary level involves protection in the PCC. It should be noted that the tertiary protection also conforms to the grid-connection protection policy.

Researchers have proposed [114, 118] a smart protection system that illustrates the protection principles for parallel and island-operated MGs. It also acknowledges the speed requirements for protection. According to these authors, the functions needed for protection in normal and island operation are as follows:

For customers, an overcurrent relay is the only protection device used in Miniature Circuit Breaker (MCB) and fuse types. The relay is set based on the critical operation mode—in this case, island operation. DG unit protection is based on communication or on local measurement. In the communication method, a transfer signal is received. This could be a trip or a reconnection from the Microgrid Management System (MMS). However, local measuring methods involve voltage, frequency, and synchronization relays. The synchronization relays protect the DG unit from any over or under voltage or frequency and assist in synchronizing the unit for connection

or reconnection in normal or island operation. Low-voltage feeders can also be based on communications or local measurement in grid-connection mode. The communication policy is the same as for the DG unit. However, the local measuring method uses a directional overcurrent relay, which operates only when a fault appears on the low-voltage transmission line. When the MG is connected to the main grid, PCC protection points employ both communication and local measurement. It is the responsibility of the protection system to transfer the disconnection signal from the MV feeder when a fault appears in the grid. The system serves as a backup for the voltage relay applied in the local measuring methods (and for all primary protection relays) when a fault occurs in the MG. The synchronism check relays used in PCCs are also employed in island operating mode. Synchronizing the MG reconnection to the main grid according to the voltage phase and frequency difference between the MG and the utility grid is the duty of the relay [118-121].

7. FUTURE TRENDS AND CONCLUSION

The growth of renewable energy and its penetration into the main grids has permitted the creation of many new ideas and concepts in network management—including the microgrid. The first part of the paper attempted to propose standards (IEC/ISO 62264) for three different aspects of MG: hierarchical control, storage, and market structure. The second part presented a comprehensive review of the operational issues in MGs that have impacts on their participation in ANM. These issues included island detection methods, black-start operations, fault-management monitoring and protection, and power quality.

In line with the growth in converter-based DG units and sensitive loads, power quality and power management are crucial for any future MGs. Several methods for power-quality compensation

have been proposed in the literature. Indeed, the main performance parameters in power quality are voltage and frequency regulation, along with power sharing.

In the multiple island detection methods used in MG operations, we noted that the speed and accuracy of detection is main parameter. Thus, decreasing operation time is a crucial goal for future research into island-mode detection.

Flexible protection methods are another important issue for the MG. Protection schemes should be able to detect faults and operate in both island and grid-connection modes. In this paper, several protection devices and measuring types required for different parts of the system have been presented. The study of programmable protection devices and high communication capabilities should be taken into account in working on the participation of MGs in ANM.

8. Acknowledgment

The authors would like to acknowledge the financial support that provided by Finnish Funding Agency for Technology and Innovation, Tekes, for the Smart Grids and Energy Markets (SGEM) research program.

9. Reference

- [1] H. Farhangi, "The path of the smart grid," *Power and Energy Magazine, IEEE*, vol. 8, pp. 18-28, 2010.
- [2] P. Siano, "Demand response and smart grids—A survey," *Renewable and Sustainable Energy Reviews*, vol. 30, pp. 461-478, 2014.
- [3] J. Naus, *et al.*, "Smart grids, information flows and emerging domestic energy practices," *Energy Policy*, 2014.
- [4] G. Kyriakarakos, *et al.*, "Intelligent demand side energy management system for autonomous polygeneration microgrids," *Applied Energy*, vol. 103, pp. 39-51, 2013.
- [5] R. Firestone and C. Marnay, "Energy manager design for microgrids," 2005.
- [6] J. Kim, *et al.*, "Mode adaptive droop control with virtual output impedances for an inverter-based flexible AC microgrid," *Power Electronics, IEEE Transactions on*, vol. 26, pp. 689-701, 2011.
- [7] N. Hatziaargyriou, *et al.*, "Microgrids," *Power and Energy Magazine, IEEE*, vol. 5, pp. 78-94, 2007.
- [8] R. Lasseter, *et al.*, "Integration of distributed energy resources. The CERTS Microgrid Concept," 2002.
- [9] X. Liu and B. Su, "Microgrids—an integration of renewable energy technologies," in *Electricity Distribution, 2008. CIGED 2008. China International Conference on*, 2008, pp. 1-7.
- [10] E. Planas, *et al.*, "General aspects, hierarchical controls and droop methods in microgrids: A review," *Renewable and Sustainable Energy Reviews*, vol. 17, pp. 147-159, 2013.
- [11] S. Abu-Sharkh, *et al.*, "Can microgrids make a major contribution to UK energy supply?," *Renewable and Sustainable Energy Reviews*, vol. 10, pp. 78-127, 2006.

- [12] J. A. Carr, *et al.*, "A survey of systems to integrate distributed energy resources and energy storage on the utility grid," in *Energy 2030 Conference, 2008. ENERGY 2008. IEEE*, 2008, pp. 1-7.
- [13] S. Suryanarayanan, *et al.*, "Achieving the smart grid through customer-driven microgrids supported by energy storage," in *Industrial Technology (ICIT), 2010 IEEE International Conference on*, 2010, pp. 884-890.
- [14] O. Palizban, *et al.*, "Microgrids in active network management—Part I: Hierarchical control, energy storage, virtual power plants, and market participation," *Renewable and Sustainable Energy Reviews*, 2014, <http://dx.doi.org/10.1016/j.rser.2014.01.016>.
- [15] O. Palizban and K. Kauhaniemi, "Microgrid control principles in island mode operation," in *PowerTech (POWERTECH), 2013 IEEE Grenoble*, 2013, pp. 1-6.
- [16] K. H. Sirvio, "Integrating Low Voltage Distribution Systems to Distribution Automation," M.Sc. Thesis, Electrical Engineering, University of Vaasa, 2012.
- [17] A. Colmenar-Santos, *et al.*, "The impact of different grid regulatory scenarios on the development of renewable energy on islands: A comparative study and improvement proposals," *Renewable Energy*, vol. 60, pp. 302-312, 2013.
- [18] G. Prodromidis and F. Coutelieris, "A comparative feasibility study of stand-alone and grid connected RES-based systems in several Greek Islands," *Renewable Energy*, vol. 36, pp. 1957-1963, 2011.
- [19] S. C. Bhattacharyya, "Review of alternative methodologies for analysing off-grid electricity supply," *Renewable and Sustainable Energy Reviews*, vol. 16, pp. 677-694, 2012.
- [20] J. M. Guerrero, *et al.*, "Advanced control architectures for intelligent microgrids—Part II: Power quality, energy storage, and AC/DC microgrids," *Industrial Electronics, IEEE Transactions on*, vol. 60, pp. 1263-1270, 2013.
- [21] N. D. Hatziargyriou and A. S. Meliopoulos, "Distributed energy sources: technical challenges," in *Power Engineering Society Winter Meeting, 2002. IEEE*, 2002, pp. 1017-1022.
- [22] K. P. Kumar, *et al.*, "A Review on Power Quality in Grid Connected Renewable Energy System," *CVR JOURNAL OF SCIENCE & TECHNOLOGY*, p. 57.
- [23] Z. Chen and E. Spooner, "Grid power quality with variable speed wind turbines," *Energy Conversion, IEEE Transactions on*, vol. 16, pp. 148-154, 2001.
- [24] F. Blaabjerg, *et al.*, "Overview of control and grid synchronization for distributed power generation systems," *Industrial Electronics, IEEE Transactions on*, vol. 53, pp. 1398-1409, 2006.
- [25] S. Shi, *et al.*, "Protection of microgrid," 2010.
- [26] H. Nikkhajoei and R. H. Lasseter, "Microgrid protection," in *Power Engineering Society General Meeting, 2007. IEEE*, 2007, pp. 1-6.
- [27] H. Zeineldin, *et al.*, "Distributed generation micro-grid operation: control and protection," in *Power Systems Conference: Advanced Metering, Protection, Control, Communication, and Distributed Resources, 2006. PS'06*, 2006, pp. 105-111.
- [28] D. M. Vilathgamuwa, *et al.*, "Protection of microgrids during utility voltage sags," *Industrial Electronics, IEEE Transactions on*, vol. 53, pp. 1427-1436, 2006.
- [29] D. Salomonsson, *et al.*, "Protection of low-voltage DC microgrids," *Power Delivery, IEEE Transactions on*, vol. 24, pp. 1045-1053, 2009.
- [30] J. J. Justo, *et al.*, "AC-microgrids versus DC-microgrids with distributed energy resources: A review," *Renewable and Sustainable Energy Reviews*, vol. 24, pp. 387-405, 2013.
- [31] W. Al-Saedi, *et al.*, "Power quality enhancement in autonomous microgrid operation using particle swarm optimization," *International Journal of Electrical Power & Energy Systems*, vol. 42, pp. 139-149, 2012.
- [32] M. Prodanovic and T. C. Green, "High-quality power generation through distributed control of a power park microgrid," *Industrial Electronics, IEEE Transactions on*, vol. 53, pp. 1471-1482, 2006.
- [33] R. M. Hudson, *et al.*, "Implementation and testing of anti-islanding algorithms for IEEE 929-2000 compliance of single phase photovoltaic inverters," in *Photovoltaic Specialists Conference, 2002. Conference Record of the Twenty-Ninth IEEE*, 2002, pp. 1414-1419.
- [34] T. S. Basso and R. DeBlasio, "IEEE 1547 series of standards: interconnection issues," *Power Electronics, IEEE Transactions on*, vol. 19, pp. 1159-1162, 2004.
- [35] A. Timbus, *et al.*, "Islanding detection in smart grids," in *Energy Conversion Congress and Exposition (ECCE), 2010 IEEE*, 2010, pp. 3631-3637.
- [36] M. L. Doumbia, *et al.*, "Islanding Detection Method for a Hybrid Renewable Energy System," *International Journal of Renewable Energy Research (IJRER)*, vol. 1, pp. 41-53, 2011.

- [37] W. Y. Teoh and C. W. Tan, "An overview of islanding detection methods in photovoltaic systems," *World Academy of Science, Engineering and Technology*, vol. 58, pp. 674-682, 2011.
- [38] A. Khamis, *et al.*, "A review of islanding detection techniques for renewable distributed generation systems," *Renewable and Sustainable Energy Reviews*, vol. 28, pp. 483-493, 2013.
- [39] A. Etxegarai, *et al.*, "Analysis of remote islanding detection methods for distributed resources," in *International Conference on Renewable Energies and Power Quality, ICREPQ*, 2011, pp. 13-15.
- [40] A. Llaría, *et al.*, "Survey on microgrids: Unplanned islanding and related inverter control techniques," *Renewable Energy*, vol. 36, pp. 2052-2061, 2011.
- [41] G. Hernandez-Gonzalez and R. Iravani, "Current injection for active islanding detection of electronically-interfaced distributed resources," *Power Delivery, IEEE Transactions on*, vol. 21, pp. 1698-1705, 2006.
- [42] S. Conti, "Analysis of distribution network protection issues in presence of dispersed generation," *Electric Power Systems Research*, vol. 79, pp. 49-56, 2009.
- [43] H. Vahedi, *et al.*, "Islanding Detection for Inverter-Based Distributed Generation Using a Hybrid SFS and Qf Method," *International Review of Electrical Engineering*, vol. 5, 2010.
- [44] H. H. ZEINELDIN, "A Q-f droop curve for facilitating islanding detection of inverter-based distributed generation," *IEEE transactions on power electronics*, vol. 24, pp. 665-673, 2009.
- [45] P. Mahat, *et al.*, "Review of islanding detection methods for distributed generation," in *Electric Utility Deregulation and Restructuring and Power Technologies, 2008. DRPT 2008. Third International Conference on*, 2008, pp. 2743-2748.
- [46] H. H. Zeineldin, *et al.*, "Three-dimensional Non-detection Zone for Assessing Anti-islanding Detection Schemes," *Electric Power Components and Systems*, vol. 38, pp. 621-636, 2010.
- [47] S. Narendiran, *et al.*, "Islanding Issues of Grid-connected PV Systems," *International Journal of Engineering & Technology (0975-4024)*, vol. 5, 2013.
- [48] L. A. Lopes and H. Sun, "Performance assessment of active frequency drifting islanding detection methods," *Energy Conversion, IEEE Transactions on*, vol. 21, pp. 171-180, 2006.
- [49] A. Cardenas, *et al.*, "Islanding detection method for multi-inverter distributed generation," *Journal of Electromagnetic Analysis & Applications*, vol. 1, pp. 170-180, 2009.
- [50] W. Y. T. C. W. Tan, "An Overview of Islanding Detection Methods in Photovoltaics," *World Academy of Science, Engineering and Technology*, 2011.
- [51] S.-I. Jang and K.-H. Kim, "An islanding detection method for distributed generations using voltage unbalance and total harmonic distortion of current," *Power Delivery, IEEE Transactions on*, vol. 19, pp. 745-752, 2004.
- [52] A. Pigazo, *et al.*, "Wavelet-based islanding detection in grid-connected PV systems," *Industrial Electronics, IEEE Transactions on*, vol. 56, pp. 4445-4455, 2009.
- [53] H. Vahedi, *et al.*, "A new method for islanding detection of inverter-based distributed generation using DC-link voltage control," *Power Delivery, IEEE Transactions on*, vol. 26, pp. 1176-1186, 2011.
- [54] J. C. M. Vieira, *et al.*, "Efficient coordination of ROCOF and frequency relays for distributed generation protection by using the application region," *Power Delivery, IEEE Transactions on*, vol. 21, pp. 1878-1884, 2006.
- [55] W. Freitas, *et al.*, "Comparative analysis between ROCOF and vector surge relays for distributed generation applications," *Power Delivery, IEEE Transactions on*, vol. 20, pp. 1315-1324, 2005.
- [56] F.-S. Pai and S.-J. Huang, "A detection algorithm for islanding-prevention of dispersed consumer-owned storage and generating units," *Energy Conversion, IEEE Transactions on*, vol. 16, pp. 346-351, 2001.
- [57] S. I. Jang and K. H. Kim, "An islanding detection method for distributed generations using voltage unbalance and total harmonic distortion of current," *Power Delivery, IEEE Transactions on*, vol. 19, pp. 745-752, 2004.
- [58] C. Trujillo, *et al.*, "Analysis of active islanding detection methods for grid-connected microinverters for renewable energy processing," *Applied Energy*, vol. 87, pp. 3591-3605, 2010.
- [59] R. S. Kunte and W. Gao, "Comparison and review of islanding detection techniques for distributed energy resources," in *Power Symposium, 2008. NAPS'08. 40th North American*, 2008, pp. 1-8.
- [60] A. Massoud, *et al.*, "Harmonic distortion-based island detection technique for inverter-based distributed generation," *Renewable Power Generation, IET*, vol. 3, pp. 493-507, 2009.
- [61] H. Zeineldin, *et al.*, "Islanding detection of inverter-based distributed generation," in *Generation, Transmission and Distribution, IEE Proceedings-*, 2006, pp. 644-652.
- [62] M. E. Ropp, *et al.*, "Determining the relative effectiveness of islanding detection methods using phase criteria and nondetection zones," *Energy Conversion, IEEE Transactions on*, vol. 15, pp. 290-296, 2000.

- [63] D. Velasco, *et al.*, "Review of anti-islanding techniques in distributed generators," *Renewable and Sustainable Energy Reviews*, vol. 14, pp. 1608-1614, 2010.
 - [64] H. Karimi, *et al.*, "Negative-sequence current injection for fast islanding detection of a distributed resource unit," *Power Electronics, IEEE Transactions on*, vol. 23, pp. 298-307, 2008.
 - [65] V. Menon and M. H. Nehrir, "A hybrid islanding detection technique using voltage unbalance and frequency set point," *Power Systems, IEEE Transactions on*, vol. 22, pp. 442-448, 2007.
 - [66] J. Yin, *et al.*, "A new hybrid anti-islanding algorithm in grid connected three-phase inverter system," in *Power Electronics Specialists Conference, 2006. PESC'06. 37th IEEE*, 2006, pp. 1-7.
 - [67] D. R. Streutker, "A remote sensing study of the urban heat island of Houston, Texas," *International Journal of Remote Sensing*, vol. 23, pp. 2595-2608, 2002.
 - [68] H. Laaksonen, "Technical Solutions for Low-Voltage Microgrid Concept," PhD Dissertation University of Vaasa, 2011.
 - [69] D. Herman, "Investigation of the technical and economic feasibility of micro-grid based power systems," *EPRI Interim Report, 1003973, December 2001*, 2001.
 - [70] A. K. Basu, "Microgrids: Energy management by strategic deployment of DERs—A comprehensive survey," *Renewable and Sustainable Energy Reviews*, 2011.
 - [71] J. D. Glover, *et al.*, *Power System Analysis & Design*: Cengage Learning, 2011.
 - [72] M. Basu and M. F. Conlon, "UPQC for Power Quality Improvement in DG Integrated Smart Grid Network—A Review," *Journal of Emerging Electric Power Systems: Vol*, vol. 13, p. 3, 2012.
 - [73] "5th CEER BENCHMARKING REPORT ON THE QUALITY OF ELECTRICITY SUPPLY 2011, Available in www.energy-regulators.eu
- " Council of European Energy Regulators April 2012.
- [74] D. B. Vannoy, *et al.*, "Roadmap for power-quality standards development," *Industry Applications, IEEE Transactions on*, vol. 43, pp. 412-421, 2007.
 - [75] J. H. Enslin and P. J. Heskes, "Harmonic interaction between a large number of distributed power inverters and the distribution network," *Power Electronics, IEEE Transactions on*, vol. 19, pp. 1586-1593, 2004.
 - [76] A. Martins, *et al.*, "Active Power Filters for Harmonic Elimination and Power Quality Improvement," 2011.
 - [77] T.-L. Lee and S.-H. Hu, "Discrete frequency-tuning active filter to suppress harmonic resonances of closed-loop distribution power systems," *Power Electronics, IEEE Transactions on*, vol. 26, pp. 137-148, 2011.
 - [78] R. Zamora and A. K. Srivastava, "Controls for microgrids with storage: Review, challenges, and research needs," *Renewable and Sustainable Energy Reviews*, vol. 14, pp. 2009-2018, 2010.
 - [79] S.-J. Huang and F.-S. Pai, "Design and operation of burn-in test system for three-phase uninterruptible power supplies," *Industrial Electronics, IEEE Transactions on*, vol. 49, pp. 256-263, 2002.
 - [80] J. M. Carrasco, *et al.*, "Power-electronic systems for the grid integration of renewable energy sources: A survey," *Industrial Electronics, IEEE Transactions on*, vol. 53, pp. 1002-1016, 2006.
 - [81] J. C. Vasquez, *et al.*, "Modeling, analysis, and design of stationary reference frame droop controlled parallel three-phase voltage source inverters," in *IEEE Transaction*, 2013, pp. 272-279.
 - [82] S. K. Khadem, *et al.*, "A review of parallel operation of active power filters in the distributed generation system," in *Power Electronics and Applications (EPE 2011), Proceedings of the 2011-14th European Conference on*, 2011, pp. 1-10.
 - [83] M. Savaghebi, *et al.*, "Autonomous voltage unbalance compensation in an islanded droop-controlled microgrid," *IEEE Transactions*, 2013.
 - [84] J. Peas Lopes, *et al.*, "Defining control strategies for microgrids islanded operation," *Power Systems, IEEE Transactions on*, vol. 21, pp. 916-924, 2006.
 - [85] C. Hochgraf and R. H. Lasseter, "Statcom controls for operation with unbalanced voltages," *Power Delivery, IEEE Transactions on*, vol. 13, pp. 538-544, 1998.
 - [86] G. Wang, *et al.*, "A novel control algorithm for cascade shunt active power filter," in *Power Electronics Specialists Conference, 2004. PESC 04. 2004 IEEE 35th Annual*, 2004, pp. 771-775.
 - [87] M. Savaghebi, *et al.*, "Experimental evaluation of voltage unbalance compensation in an islanded microgrid," in *Industrial Electronics (ISIE), 2011 IEEE International Symposium on*, 2011, pp. 1453-1458.
 - [88] A. Luo, *et al.*, "Power electronic hybrid system for load balancing compensation and frequency-selective harmonic suppression," *Industrial Electronics, IEEE Transactions on*, vol. 59, pp. 723-732, 2012.
 - [89] S. Chakraborty, *et al.*, "Distributed intelligent energy management system for a single-phase high-frequency AC microgrid," *Industrial Electronics, IEEE Transactions on*, vol. 54, pp. 97-109, 2007.

- [90] J. He, *et al.*, "A flexible harmonic control approach through voltage-controlled DG-grid interfacing converters," *Industrial Electronics, IEEE Transactions on*, vol. 59, pp. 444-455, 2012.
- [91] Y. W. Li, *et al.*, "A grid-interfacing power quality compensator for three-phase three-wire microgrid applications," *Power Electronics, IEEE Transactions on*, vol. 21, pp. 1021-1031, 2006.
- [92] Y. Li, *et al.*, "Microgrid power quality enhancement using a three-phase four-wire grid-interfacing compensator," *Industry Applications, IEEE Transactions on*, vol. 41, pp. 1707-1719, 2005.
- [93] M. Hojo, *et al.*, "A method of three-phase balancing in microgrid by photovoltaic generation systems," in *Power Electronics and Motion Control Conference, 2008. EPE-PEMC 2008. 13th*, 2008, pp. 2487-2491.
- [94] P.-T. Cheng, *et al.*, "A cooperative imbalance compensation method for distributed-generation interface converters," *Industry Applications, IEEE Transactions on*, vol. 45, pp. 805-815, 2009.
- [95] Q.-C. Zhong and T. Hornik, "Cascaded current-voltage control to improve the power quality for a grid-connected inverter with a local load," 2013.
- [96] J. Niiranen, *et al.*, "Experiences from a back-to-back converter fed village microgrid," in *Innovative Smart Grid Technologies Conference Europe (ISGT Europe), 2010 IEEE PES*, 2010, pp. 1-5.
- [97] Z. Lin, *et al.*, "Economic evaluation of real-time power quality cost," in *Universities Power Engineering Conference (UPEC), 2010 45th International*, 2010, pp. 1-5.
- [98] M. McGranaghan and B. Roettger, "Economic evaluation of power quality," *Power Engineering Review, IEEE*, vol. 22, pp. 8-12, 2002.
- [99] F. Katiraei, *et al.*, "Micro-grid autonomous operation during and subsequent to islanding process," *Power Delivery, IEEE Transactions on*, vol. 20, pp. 248-257, 2005.
- [100] E. Van der Vleuten and V. Lagendijk, "Transnational infrastructure vulnerability: The historical shaping of the 2006 European "Blackout"," *Energy Policy*, vol. 38, pp. 2042-2052, 2010.
- [101] J. Feltes and C. Grande-Moran, "Black start studies for system restoration," in *Power and Energy Society General Meeting-Conversion and Delivery of Electrical Energy in the 21st Century, 2008 IEEE*, 2008, pp. 1-8.
- [102] H. Laaksonen and K. Kauhaniemi, "Control principles for blackstart and island operation of microgrid," in *Nordic Workshop on Power and Industrial Electronics (NORPIE/2008), June 9-11, 2008, Espoo, Finland*, 2008.
- [103] W. Sun, *et al.*, "Black start capability assessment in power system restoration," in *Power and Energy Society General Meeting, 2011 IEEE*, 2011, pp. 1-7.
- [104] J. P. Lopes, *et al.*, "Microgrids black start and islanded operation," in *15th Power Systems Computation Conference (PSCC), Liege*, 2005.
- [105] N. Pogaku, *et al.*, "Modeling, analysis and testing of autonomous operation of an inverter-based microgrid," *Power Electronics, IEEE Transactions on*, vol. 22, pp. 613-625, 2007.
- [106] N. Lidula and A. Rajapakse, "Microgrids research: A review of experimental microgrids and test systems," *Renewable and Sustainable Energy Reviews*, vol. 15, pp. 186-202, 2011.
- [107] C. Moreira, *et al.*, "Using low voltage microgrids for service restoration," *Power Systems, IEEE Transactions on*, vol. 22, pp. 395-403, 2007.
- [108] H. Jiayi, *et al.*, "A review on distributed energy resources and MicroGrid," *Renewable and Sustainable Energy Reviews*, vol. 12, pp. 2472-2483, 2008.
- [109] T. S. Ustun, *et al.*, "Modeling of a centralized microgrid protection system and distributed energy resources according to IEC 61850-7-420," *Power Systems, IEEE Transactions on*, vol. 27, pp. 1560-1567, 2012.
- [110] B. Nimtaj, *et al.*, "A comparison of two numerical relay low impedance restricted earth fault algorithms in power transformer," in *Electrical Engineering/Electronics, Computer, Telecommunications and Information Technology (ECTI-CON), 2011 8th International Conference on*, 2011, pp. 792-795.
- [111] V. Peesapati, *et al.*, "Lightning protection of wind turbines—a comparison of measured data with required protection levels," *IET Renewable Power Generation*, vol. 5, pp. 48-57, 2011.
- [112] S. Chowdhury, *et al.*, "Islanding protection of distribution systems with distributed generators—A comprehensive survey report," in *Power and Energy Society General Meeting-Conversion and Delivery of Electrical Energy in the 21st Century, 2008 IEEE*, 2008, pp. 1-8.
- [113] A. R. Haron, *et al.*, "A Review on Protection Schemes and Coordination Techniques in Microgrid System," *Journal of Applied Sciences*, vol. 12, 2012.
- [114] H. Laaksonen and K. Kauhaniemi, "Smart protection concept for LV microgrid," *International Review of Electrical Engineering (IREE)*, vol. 5, pp. 578-592, 2010.

- [115] P. Basak, *et al.*, "A literature review on integration of distributed energy resources in the perspective of control, protection and stability of microgrid," *Renewable and Sustainable Energy Reviews*, vol. 16, pp. 5545-5556, 2012.
- [116] M. Monfared and S. Golestan, "Control strategies for single-phase grid integration of small-scale renewable energy sources: A review," *Renewable and Sustainable Energy Reviews*, vol. 16, pp. 4982-4993, 2012.
- [117] E. Pouresmaeil, *et al.*, "Multilevel converters control for renewable energy integration to the power grid," *Energy*, vol. 36, pp. 950-963, 2011.
- [118] H. J. Laaksonen, "Protection principles for future microgrids," *Power Electronics, IEEE Transactions on*, vol. 25, pp. 2910-2918, 2010.
- [119] K. Kauhaniemi and O. Rintamaeki, "Applying Modern Communication Technology to Loss-of-Mains Protection," *Journal of Energy and Power Engineering*, vol. 6, pp. 429-433, 2012.
- [120] K. Schwarz and I. Eichbaeumle, "IEC 61850, IEC 61400-25 and IEC 61970: Information models and information exchange for electric power systems," *Proceedings of the Distributech*, pp. 1-5, 2004.
- [121] E. Quecedo, *et al.*, "The use of IEC 61400-25 standard to integrate wind power plants into the control of power system stability," in *Proceedings of the European Wind Energy Conference and Exhibition*, 2007, pp. 1-4.

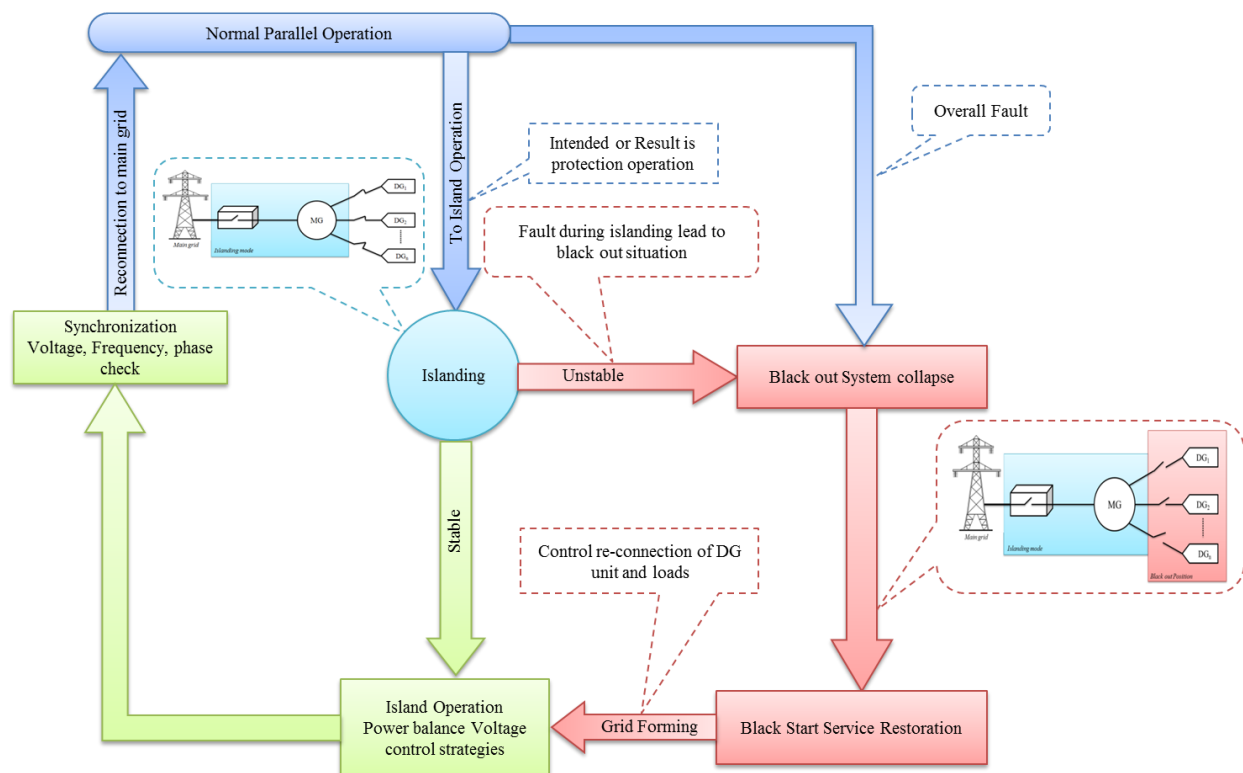


Fig.1

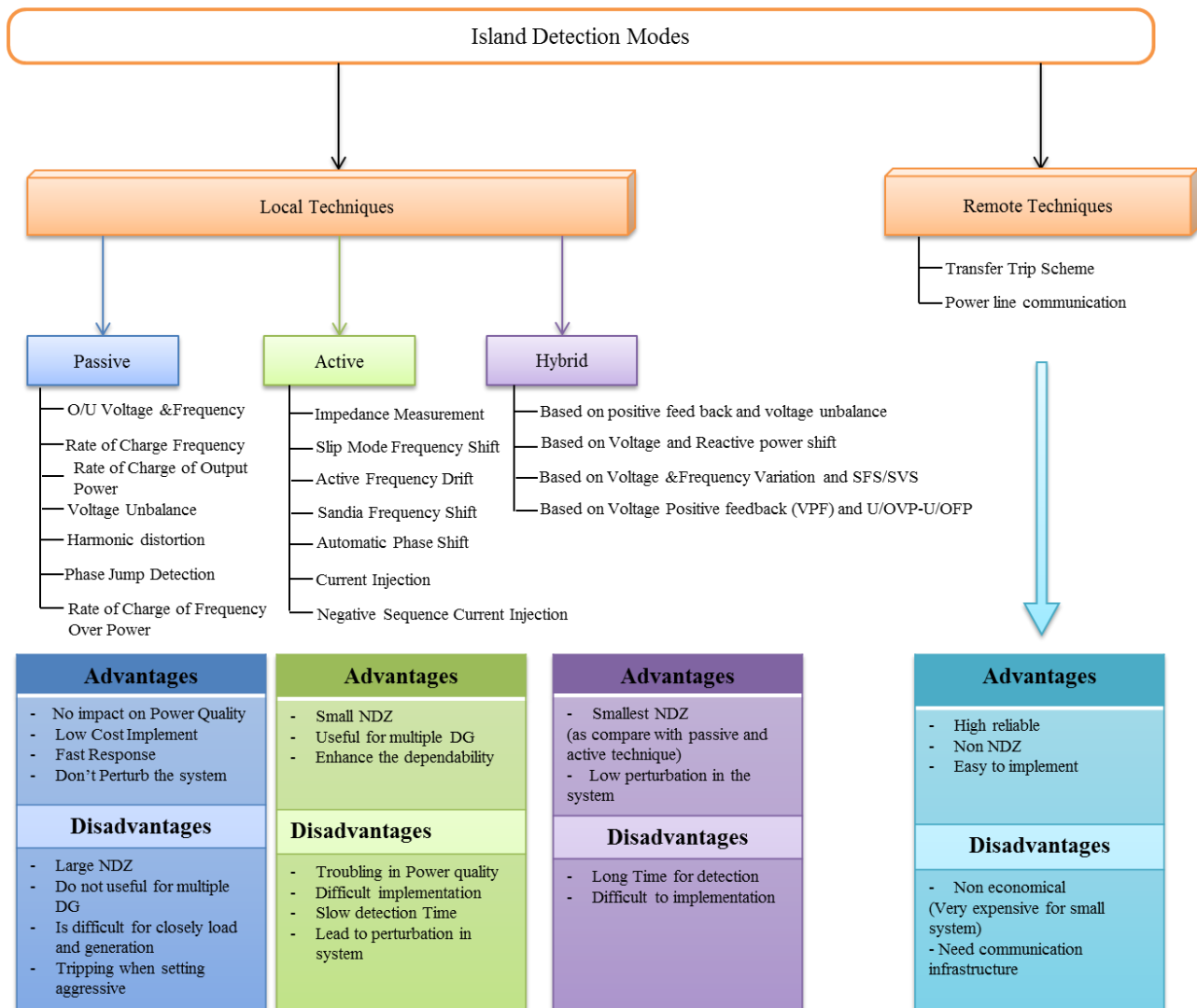


Fig.2

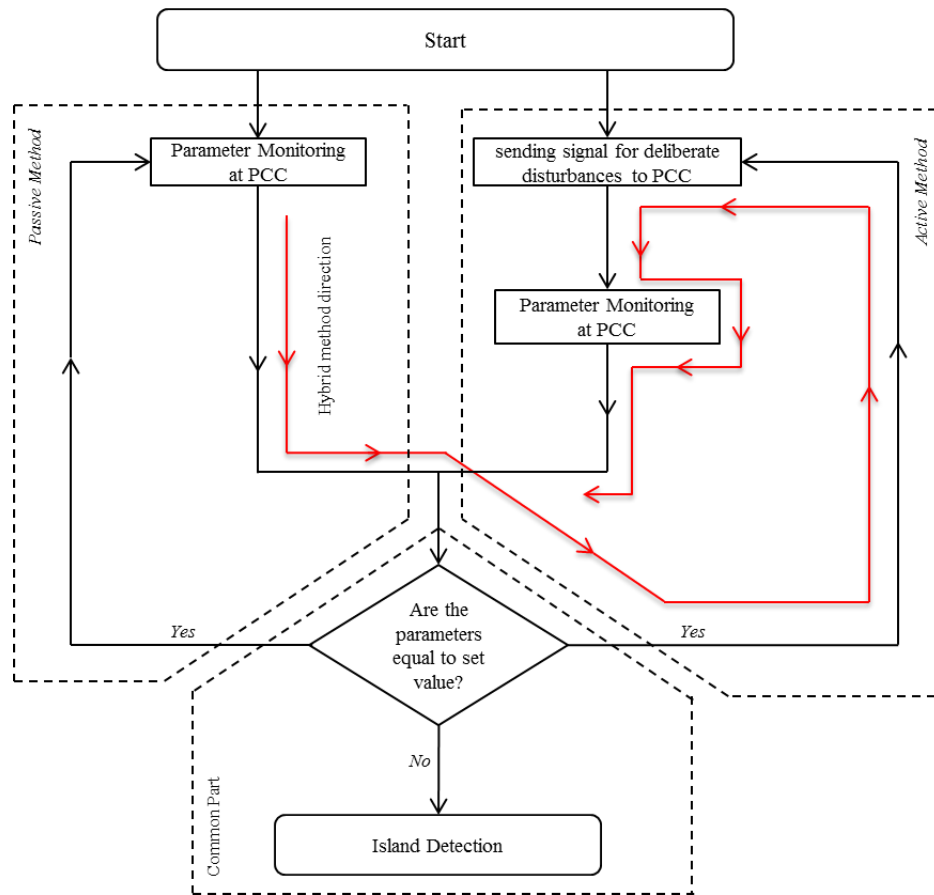


Fig.3

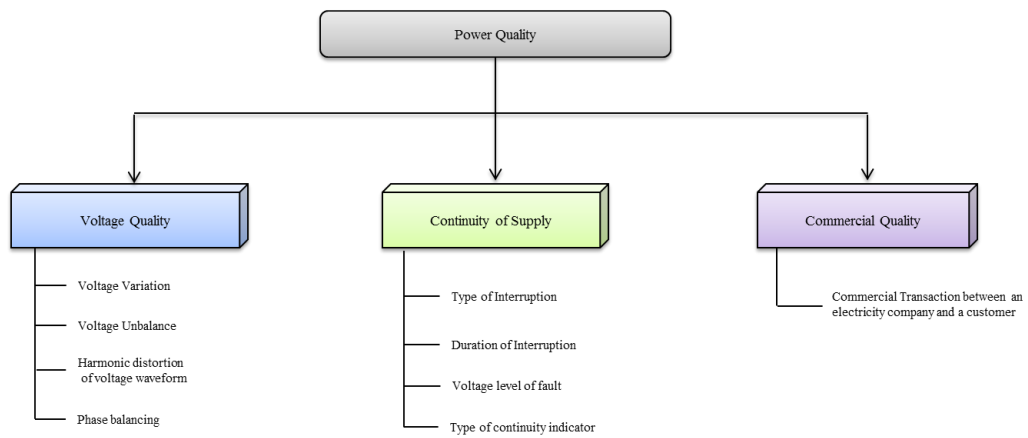


Fig.4

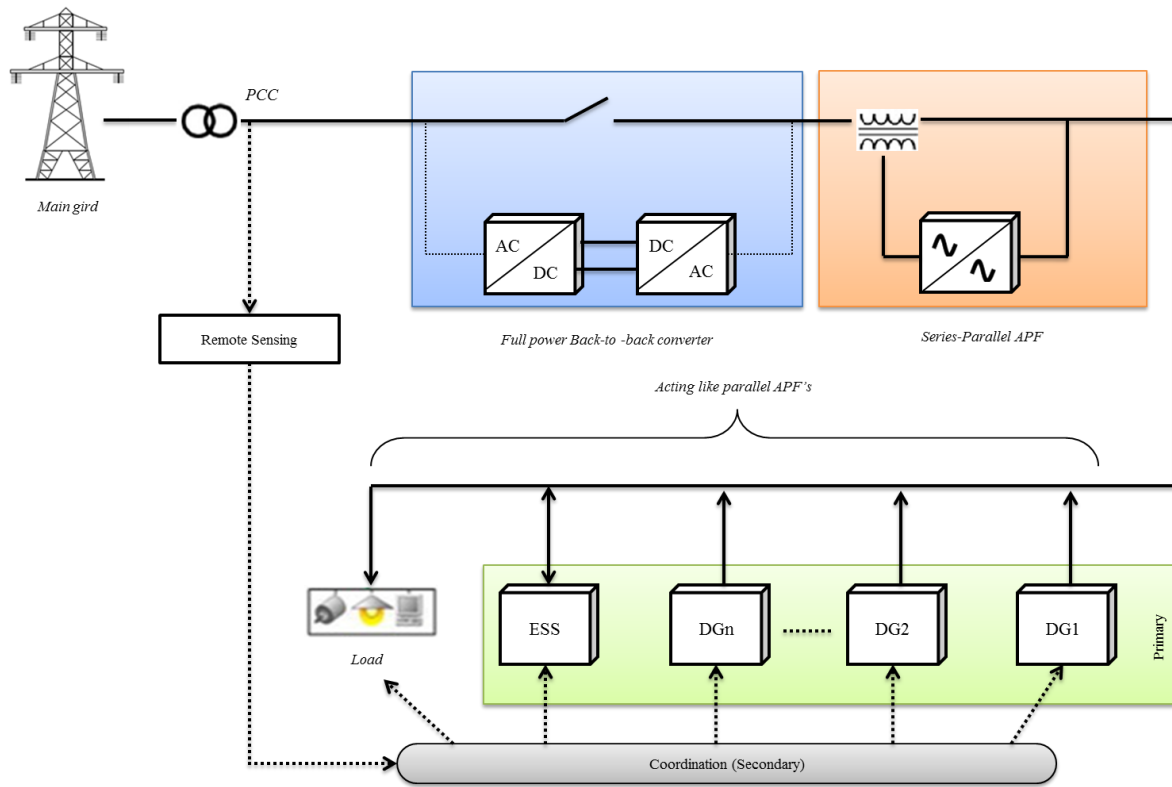


Fig.5

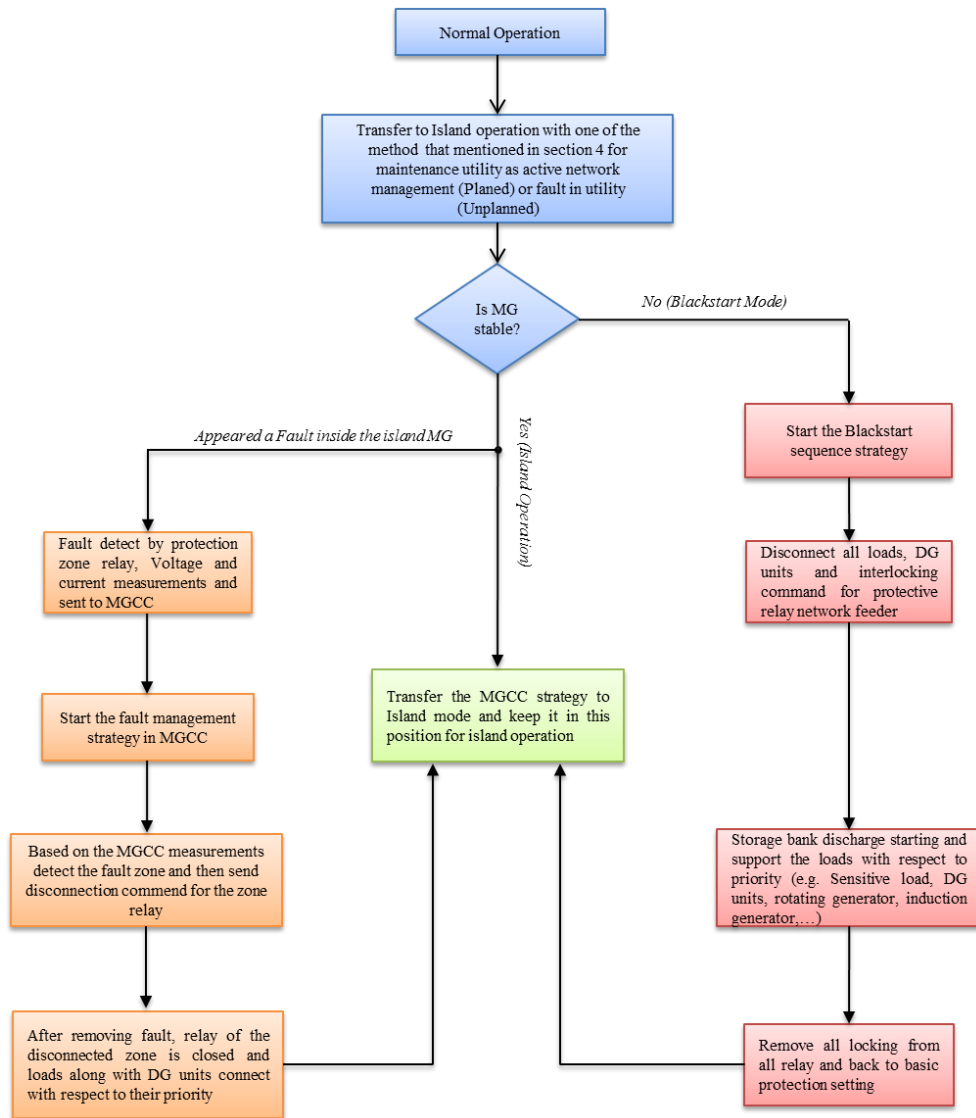


Fig.6

Table.1 Frequency & Voltage Operation limits for IEEE 1547&IEC61727.std

| IEEE Std | | IEC Std | |
|----------------------------------|---------------------|----------------------------------|---------------------|
| Frequency Limitation | Clearing Time (Sec) | Frequency Limitation | Clearing Time (Sec) |
| $f < 59.3$ | 0.16 | $f < 59$ | 0.1 |
| $f > 60.5$ | 0.16 | $f > 61$ | 0.1 |
| Voltage Limitation (V_{rms}) | Clearing Time (Sec) | Voltage Limitation (V_{rms}) | Clearing Time (Sec) |
| $V < 0.5v_n$ | 0.16 | $V < 0.5v_n$ | 0.1 |
| $0.5v_n < V < 0.88v_n$ | 2 | $0.5v_n < V < 0.85v_n$ | 2 |
| $1.1v_n < V < 1.2v_n$ | 1 | $v_n < V < 1.1v_n$ | 2 |
| $1.2v_n < V$ | 0.16 | $1.1v_n < V < 1.35v_n$ | 0.05 |

Table 2. Passive Method Island Detection Characteristics

| Island Detection Mode | Monitoring parameter | Advantages | Disadvantages | NDZ | Single DG | Multiple DG | Implementation / Speed |
|-----------------------|---|--|---|-------|-----------|-------------|------------------------|
| O/U Voltage/Frequency | -Frequency -amplitude Voltage | Avoid undesired DG tripping | Slow Detection Large NDZ | Large | ✓ | – | Simple / Slow |
| ROCOF | Voltage Wave form | Highly reliable when there is large mismatch in power | Reliability Fail to operate if DG's capacity matches with its local load | Large | ✓ | – | Simple / Normal |
| Change Impedance | Impedance | Small NDZ (Compared to other passive methods) | -No effect if changing be small - Effectiveness decrease the number of connected inverter | Small | ✓ | – | Simple/ Normal |
| Voltage Unbalance | -Voltage magnitude -phase angle -frequency change | Easy Implementation | NDZ effective in small changing | Large | ✓ | – | Simple / Fast |
| Harmonic Distortion | Total harmonic distortion of grid voltage | Effectiveness does not change where there are multiple inverters, but of course may need to coordination | -The method fail for high values of quality factor -Sensitive to grid perturbation -Threshold is difficult to set | Large | ✓ | – | Simple / Normal |
| Phase Jump Detection | Phase difference between voltage at the PCC and inverter output | Easy Implementation | -Let to nuisance tripping -Threshold is difficult to set | Large | ✓ | – | Simple / Fast |

Table.3 Active Method Island Detection characteristics

| Island Detection Mode | Monitoring Parameter | Advantages | Disadvantages | NDZ | Single DG | Multiple DG | Implementation / Speed |
|---|---|---|--|-------------------------|-----------|-------------|----------------------------|
| Impedance Measurement | Impedance | -Highly reliable -dependability | Poor results for multiple inverter connected | Small | ✓ | – | Simple / Fast |
| Impedance Detection at Specific Frequency | Harmonic Voltage | Easy Implementation | nuisance trip problem in multiple inverter case | Small | ✓ | – | Simple/ Relatively Slow |
| SMS | Phase of PCC Voltage | Effective in multiple inverters | Requires a decrease in the power quality of the DG inverter | Relatively Slow | – | ✓ | Medium / Slow |
| AFD | Chopping factor drift between current and Voltage | Strong dependability | appropriate chopping fraction to not reach harmonic limit | Large | – | ✓ | Complex / Medium |
| SFS | Frequency Drift with positive feedback | Most effective method in Active Technique | Difficult Implementation | Very Small | – | ✓ | Complex / relatively Fast |
| SVS | Voltage Amplitude | Easy to Implement | In positive feedback operation power quality slightly reduce | Very Small | – | ✓ | Simple / Fast |
| APS | Frequency of terminal Voltage | Alleviates the problem for AFD SMS | For non -linear load have large inertia | Just in non-linear load | – | ✓ | Medium / Fast |
| Current Injection | Disturbance signal through d or q axis controller | Fast response (Compared to other active methods) | Fail for loads having value quality factor more than 3 | Very Small | – | ✓ | Complex / Fast |
| NSCI | Negative Sequence Voltage | Can be used in both single DG unit and multiple DG unit | No NDZ | None | ✓ | ✓ | Complex / Fast |

Table.4 Hybrid Island Detection Characteristics

| Island Detection Mode | Monitoring Parameter | Advantages | Disadvantages | NDZ | Single DG | Multiple DG | Implementation / Speed |
|---|--|----------------------------------|-------------------------|------------|-----------|-------------|------------------------|
| PF & VU | Three phase voltage Continuously | Encompass small changing | Long time for Detection | Very Small | ✓ | – | Medium / Slow |
| Voltage & Reactive Power | Voltage variation and reactive power shift | Low Perturbation | Long time for Detection | Very small | ✓ | – | Medium / Slow |
| U/O Voltage & Frequency with SFS or SVS | -Voltage amplitude -Frequency Shift | Most effective on hybrid method | Long time for Detection | Very small | ✓ | – | Medium / Slow |
| VPF & U/OVP-U/OFP | Voltage & Frequency | Can be used in Multiple DG units | Long time for Detection | Very Small | – | ✓ | Medium / Slow |

Table.5 Remote Methods Island Detection Characteristics

| Island Detection Mode | Monitoring Parameter | Advantages | Disadvantages | NDZ | Single DG | Multiple DG | Implementation / Speed |
|--------------------------|---|------------------------------------|---|------|-----------|-------------|------------------------|
| Transfer Trip scheme | Circuit breaker statuses by real time Voltage | There is no NDZ | Real time monitoring of voltage can be difficult for multiple DG unit | None | ✓ | – | Simple / Fast |
| Power Line Communication | Continuously broadcast single to all DG units | Most effective in multiple DG case | High Cost | None | – | ✓ | Simple / Slow |