



Random Decrement Based FRF Estimation

Brincker, Rune; Asmussen, J. C.

Publication date:
1996

Document Version
Publisher's PDF, also known as Version of record

[Link to publication from Aalborg University](#)

Citation for published version (APA):
Brincker, R., & Asmussen, J. C. (1996). *Random Decrement Based FRF Estimation*. Dept. of Building Technology and Structural Engineering, Aalborg University. Fracture and Dynamics Vol. R9636 No. 94

General rights

Copyright and moral rights for the publications made accessible in the public portal are retained by the authors and/or other copyright owners and it is a condition of accessing publications that users recognise and abide by the legal requirements associated with these rights.

- Users may download and print one copy of any publication from the public portal for the purpose of private study or research.
- You may not further distribute the material or use it for any profit-making activity or commercial gain
- You may freely distribute the URL identifying the publication in the public portal -

Take down policy

If you believe that this document breaches copyright please contact us at vbn@aub.aau.dk providing details, and we will remove access to the work immediately and investigate your claim.

5
u3

INSTITUTTET FOR BYGNINGSTEKNIK

DEPT. OF BUILDING TECHNOLOGY AND STRUCTURAL ENGINEERING
AALBORG UNIVERSITET • AAU • AALBORG • DANMARK

FRACTURE & DYNAMICS
PAPER NO. 94

Aalborg Universitetsbibliotek

530005381605



To be presented at the 15th International Modal Analysis Conference
Orlando, Florida, USA, February 3-6, 1997

R. BRINCKER & J. C. ASMUSSEN
RANDOM DECREMENT BASED FRF ESTIMATION
OCTOBER 1996

ISSN 1395-7953 R9636

The FRACTURE AND DYNAMICS papers are issued for early dissemination of research results from the Structural Fracture and Dynamics Group at the Department of Building Technology and Structural Engineering, University of Aalborg. These papers are generally submitted to scientific meetings, conferences or journals and should therefore not be widely distributed. Whenever possible reference should be given to the final publications (proceedings, journals, etc.) and not to the Fracture and Dynamics papers.

INSTITUTTET FOR BYGNINGSTEKNIK

DEPT. OF BUILDING TECHNOLOGY AND STRUCTURAL ENGINEERING
AALBORG UNIVERSITET • AAU • AALBORG • DANMARK

FRACTURE & DYNAMICS
PAPER NO. 94

To be presented at the 15th International Modal Analysis Conference
Orlando, Florida, USA, February 3-6, 1997

R. BRINCKER & J. C. ASMUSSEN
RANDOM DECREMENT BASED FRF ESTIMATION
OCTOBER 1996

ISSN 1395-7953 R9636

RANDOM DECREMENT BASED FRF ESTIMATION

R. Brincker & J.C. Asmussen

Department of Building Technology and Structural Engineering
Aalborg University, Sohngaardsholmsvej 57, 9000 Aalborg, Denmark.

Abstract *The problem of estimating frequency response functions and extracting modal parameters is the topic of this paper. A new method based on the Random Decrement technique combined with Fourier transformation and the traditional pure Fourier transformation based approach is compared with regard to speed and quality. The basis of the new method is the Fourier transformation of the Random Decrement functions which can be used to estimate the frequency response functions. The investigations are based on load and response measurements of a laboratory model of a 3 span bridge. By applying both methods to these measurements the estimation time of the frequency response functions can be compared. The modal parameters estimated by the methods are compared. It is expected that the Random Decrement technique is faster than the traditional method based on pure Fourier Transformations. This is due to the fact that the Random Decrement technique is based on a simple controlled averaging of time segments of the load and response processes. Furthermore, the Random Decrement technique is expected to produce reliable results. The Random Decrement technique will reduce leakage, since the Fourier transformation will be applied to the Random Decrement functions, which has a natural decay.*

Nomenclature

a, v	Triggering levels.
C	Covariance functions.
C'	Time derivative of C .
D	Random Decrement function.
\hat{D}	Estimate of Random Decrement function.
h, h	Impulse response function/matrix.

H, H	Frequency response function/matrix.
N	Number of triggering points.
t, τ	Time variable.
$T_{X(t)}$	Triggering condition on $X(t)$.
$X(t), Y(t)$	Measurements, time series.
$\dot{X}(t), \dot{Y}(t)$	Time derivative of $X(t), Y(t)$.
$Z(\omega)$	Fourier transform of $D(\tau)$.
$\gamma(\omega)$	Coherence function.
σ	Standard deviation.

1 Introduction

Usually the Frequency Response Function (FRF) of a linear structure is estimated from pure Fast Fourier Transformations (FFT) of measurements of the response and the driving force. The most accurate way of estimating the FRFs depends on where and what kind of noise is introduced in the measurement. So dependent on the noise several different estimators of the FRFs exist, see e.g. Bendat & Piersol [1], Fabunmi et al. [2], Yun et al. [3]. Another problem with FFT based FRF's is the introduction of leakage. The leakage error is usually minimized by a suitable choice of window function applied in the time domain before calculating the FFT.

This paper deals with the same problems from another point of view. The measured input and output of a linear system is averaged in the time domain by applying the Random Decrement (RDD) technique. The theory behind the RDD technique and the link between the RDD functions and covariance function of zero mean Gaussian processes is described in Vandiver et al. [4] and Brincker et al. [5]. The concept described in this paper is more general and not restricted to Gaussian processes. In section 3 it will be shown that the Fourier trans-

form of the RDD functions constitute a basis for estimating FRFs.

Several advantages are expected. Since only a single Fourier transformation is performed and the RDD function is obtained by a simple averaging process in the time domain, the RDD approach is expected to be faster than the traditional approach in most cases. Furthermore, the RDD functions will decay towards zero which should eliminate the leakage problem. If noise is added to the measurements it will be averaged out in the time domain instead of the frequency domain.

The results presented in this paper are based on the measurements of the input and output of a laboratory bridge model. Previously, a simulation study was carried out, see Asmussen et al. [6]. The results encouraged to further investigations based on real data.

2 The Random Decrement Technique

The auto, D_{XX} , and cross, D_{YX} , RDD functions are defined as the mean value of the stochastic processes X and Y on some condition of X

$$D_{XX}(\tau) = E[X(t+\tau)|T_{X(t)}] \quad (1)$$

$$D_{YX}(\tau) = E[Y(t+\tau)|T_{X(t)}] \quad (2)$$

In eq. (1) and eq. (2) $T_{X(t)}$ is the triggering condition. The general applied triggering condition, $T_{X(t)}^G$, is introduced as

$$T_{X(t)}^G = \{a_1 \leq X(t) < a_2, v_1 \leq \dot{X}(t) < v\} \quad (3)$$

An unbiased estimate of the RDD functions is obtained by calculating the empirical conditional mean of the realizations of X and Y .

$$\hat{D}_{XX}(\tau) = \frac{1}{N} \sum_{i=1}^N X(t_i + \tau | T_{X(t_i)}) \quad (4)$$

$$\hat{D}_{YX}(\tau) = \frac{1}{N} \sum_{i=1}^N Y(t_i + \tau | T_{X(t_i)}) \quad (5)$$

If X and Y are stationary zero mean Gaussian processes and the general applied triggering condition is used, a fundamental relationship between the RDD functions and the covariance functions and their time derivative exists, see Brincker et al. [5]

$$D_{XX}(\tau) = \frac{C_{XX}}{\sigma_X^2} a - \frac{C'_{XX}(\tau)}{\sigma_X^2} v \quad (6)$$

$$D_{YX}(\tau) = \frac{C_{YX}}{\sigma_X^2} a - \frac{C'_{YX}(\tau)}{\sigma_X^2} v \quad (7)$$

where the triggering levels a and v are determined from the density function of X and \dot{X} and the triggering levels

$$a = \int_{a_1}^{a_2} x f_X(x) dx \quad v = \int_{v_1}^{v_2} \dot{x} f_{\dot{X}}(\dot{x}) d\dot{x} \quad (8)$$

Several different triggering conditions can be formulated in order to pick out only the covariance functions or their time derivative, Brincker et al. [5]. In this paper only the positive point triggering condition, $T_{X(t)}^P$, is used

$$T_{X(t)}^P = \{a_1 \leq X(t) < a_2\} \quad (9)$$

Since no condition are made on $\dot{X}(t)$ and the mean value is assumed to be zero, the triggering level v is zero according to eq. (8), eq. (6) and eq. (7) are reduced to

$$D_{XX}(\tau) = \frac{C_{XX}(\tau)}{\sigma_X^2} \cdot a \quad (10)$$

$$D_{YX}(\tau) = \frac{C_{YX}(\tau)}{\sigma_X^2} \cdot a \quad (11)$$

The estimation time of the RDD functions is dependent on three user options. The actual choice of triggering condition, the choice of triggering levels and the choice of the maximum time lag in the RDD functions. Eq. (6) and eq. (7) constitute the basis for using the RDD technique in ambient testing by assuming the unmeasurable load to be white noise or white noise filtered through a rational shaping filter. The modal parameters can then be extracted from the RDD functions using methods which are based on free decays or impulse response functions.

If the load and the response of a linear mechanical system are measured another approach for estimating modal parameters by the RDD technique exists. The Fourier transformation of the RDD functions can be used to estimate the FRFs of the system.

3 Estimation of FRFs

The response of a viscous damped linear mechanical system with n degrees of freedom is given by the convolution or Duhamel integral

$$Y(t) = \int_{-\infty}^t h(t-\eta)X(\eta)d\eta \quad (12)$$

The response of the i th mass to any load applied at the j th mass is

$$Y_i(t) = \int_{-\infty}^t h_{ij}(t-\eta)X_j(\eta)d\eta \quad (13)$$

Using substitution of variables ($t = t + \tau$, $\eta = \xi + t$) eq. (13) is rewritten to

$$Y_i(t + \tau) = \int_{-\infty}^{\tau} h_{ij}(\tau - \xi)X_j(t + \xi)d\xi \quad (14)$$

The impulse response function is assumed to be time invariant. Applying the definition of the RDD function reduces eq. (14) to

$$D_{Y_i Y_i}(\tau) = \int_{-\infty}^{\tau} h_{ij}(\tau - \xi)D_{X_j Y_i}(\xi)d\xi \quad (15)$$

Or alternatively

$$D_{Y_i X_j}(\tau) = \int_{-\infty}^{\tau} h_{ij}(\tau - \xi)D_{X_j X_j}(\xi)d\xi \quad (16)$$

The RDD functions in eq. (15) and (16) are not dependent on any particular formulation of the triggering condition. The Fourier transformation, $Z(\omega)$ of the RDD function $D(\tau)$ is defined as

$$Z(\omega) = \frac{1}{2\pi} \int_{-\infty}^{\infty} e^{-i\omega\tau} D(\tau)d\tau \quad (17)$$

The Fourier transformation of both sides of eq. (15) and eq. (16) is given by

$$Z_{Y_i Y_i}(\omega) = H_{ij}(\omega)Z_{X_j Y_i} \quad (18)$$

$$Z_{Y_i X_j}(\omega) = H_{ij}(\omega)Z_{X_j X_j} \quad (19)$$

Corresponding to pure FFT analysis a coherence function based on the Fourier transformed RDD functions can be calculated

$$\gamma(\omega) = \frac{|Z_{XY}(\omega)|^2}{Z_{XX}(\omega)Z_{YY}(\omega)} \quad (20)$$

Eq. (18) and eq. (19) are both estimators of the FRFs. Which of these two estimators to use depends on the noise included in the measurements.

4 Choice of Estimator

Suppose that the measured response $Y_M(t)$ at some point on the structure consists of the true structural response, $Y(t)$ and measurement noise, $W(t)$. The measured input is assumed to be noise free

$$Y_M(t) = Y(t) + W(t) \quad X_M(t) = X(t) \quad (21)$$

In order to prevent introduction of false triggering points the RDD functions are calculated as

$$\begin{aligned} D_{X_M X_M}(\tau) &= E[X_M(t + \tau)T_{X_M(t)}^G] \\ &= D_{XX}(\tau) \end{aligned} \quad (22)$$

$$\begin{aligned} D_{Y_M X_M} &= E[(Y(t + \tau) + W(t + \tau))T_{X_M(t)}] \\ &= D_{YX}(\tau) + D_{WX}(\tau) \end{aligned} \quad (23)$$

If the noise, W , is independent of the input X and has zero mean, the last term vanishes. This means that in the case of independent noise at the response only the identification should be based on eq. (19). On the other hand, independent zero mean measurement noise at the input only has the effect that the identification should be based on eq. (18).

5 Laboratory Bridge Model

The laboratory bridge model consists of a simply supported steel plate with 3 spans. The steel plate has the dimensions 3.0×0.35 m. The length of each span is 1 m. A shaker is attached at the right-hand span. The shaker is exciting the bridge model with white noise in the frequency span 0-60 Hz. The measurements consist of 32000 points sampled with 150 Hz. The measurements are filtered analogously and digitally after sampling.

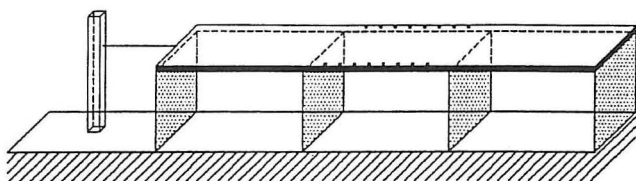


Figure 1: Laboratory bridge modal and sensor locations.

6 Results

The FRFs of the bridge model are estimated using traditional FFT and the method of combining RDD and FFT. The modal parameters are extracted from the IRFs by the polyreference time domain technique, see Vold et al. [7]. The physical modes are extracted from the computational modes using a criterion on the damping ratios and modal confidence factors, see Vold et al. [8].

Figure 2 and figure 3 show typical FRFs obtained from pure FFT and RDD-FFT applied to the same data set.

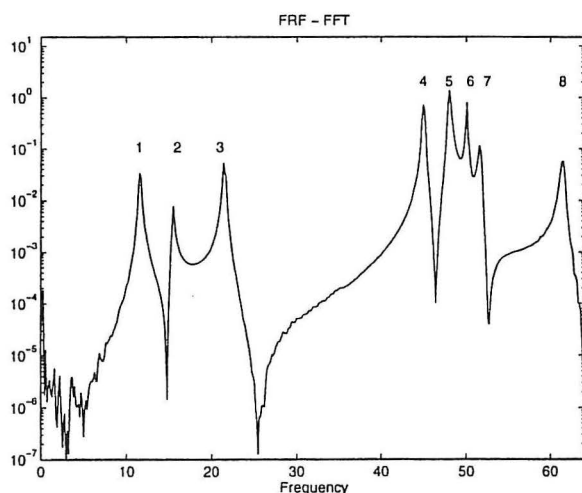


Figure 2: Typical FRF, $|H(\omega)|^2$, estimated using pure FFT. The mode number is indicated.

Two differences are seen at the FRFs. First the RDD-FFT based FRF seems to be influenced by more noise compared to the pure FFT based FRF. Second the peaks at the RDD-FFT based FRF looks shaper or they include less damping than the FFT based FRF.

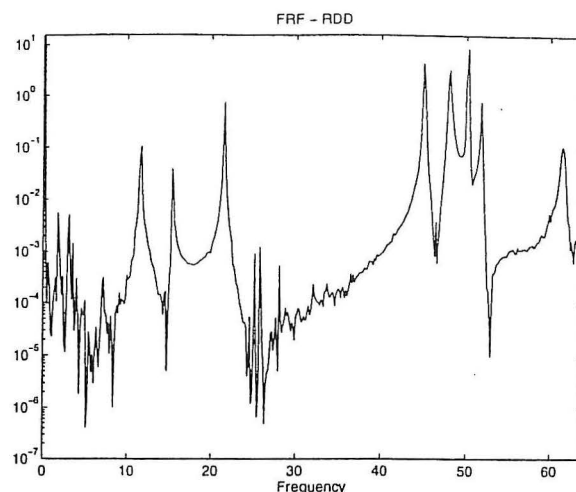


Figure 3: Typical FRF, $|H(\omega)|^2$, estimated using RDD-FFT.

Figure 5 and figure 4 shows the coherence functions for the FRFs shown in the above figures.

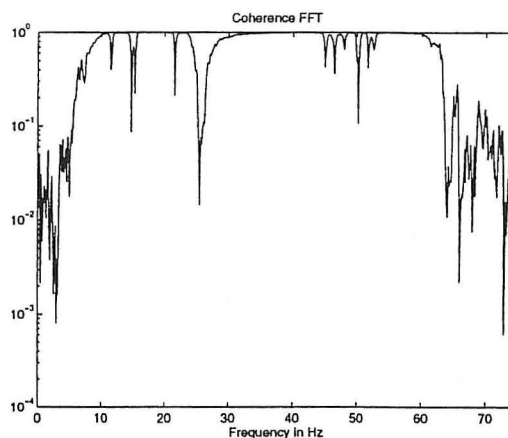


Figure 4: Typical coherence function estimated using pure FFT.

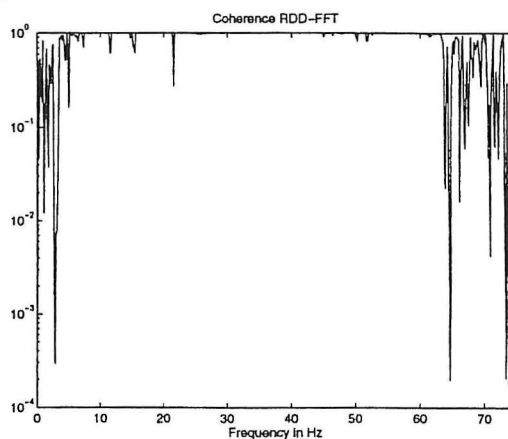


Figure 5: Typical coherence function estimated using RDD-FFT.

The estimated modal parameters are printed in table 1.

F [Hz]	1	2	3	4
RDD-FFT	11.67	15.50	21.53	45.09
FFT	11.70	15.51	21.54	45.11
F [Hz]	5	6	7	8
RDD-FFT	47.99	50.19	51.75	61.60
FFT	47.99	50.17	51.78	61.60
ζ [%]	1	2	3	4
RDD-FFT	0.005	0.001	0.001	0.001
FFT	0.010	0.009	0.002	0.001
ζ [%]	5	6	7	8
RDD-FFT	0.002	0.004	0.005	0.006
FFT	0.003	0.003	0.003	0.003

Table 1: Estimated eigenfrequencies F in Hz and estimated damping ratios ζ in %

There is a high correlation between the estimated eigenfrequencies, whereas the damping ratios generally are smaller for the RDD based modes. Some of the mode shapes are plotted in figure 6 - figure 11 which also includes the MAC between the modes.

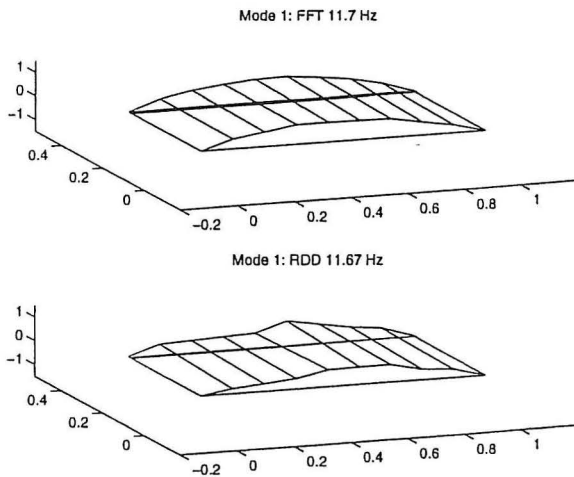


Figure 6: First mode estimated using FFT and RDD-FFT. MAC=0.90.

The difference in the two estimated modes of figure 6 is systematic and insensitive to the model order or the number of points used in the modal parameter extraction procedure.

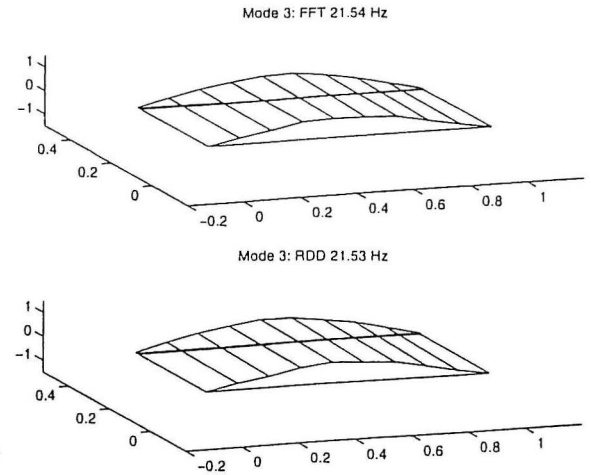


Figure 7: Third mode estimated using FFT and RDD-FFT. MAC=0.9970.

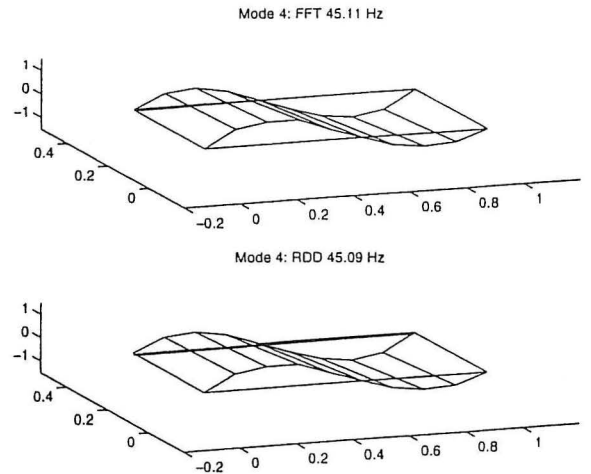


Figure 8: Fourth mode estimated using FFT and RDD-FFT. MAC=0.9952.

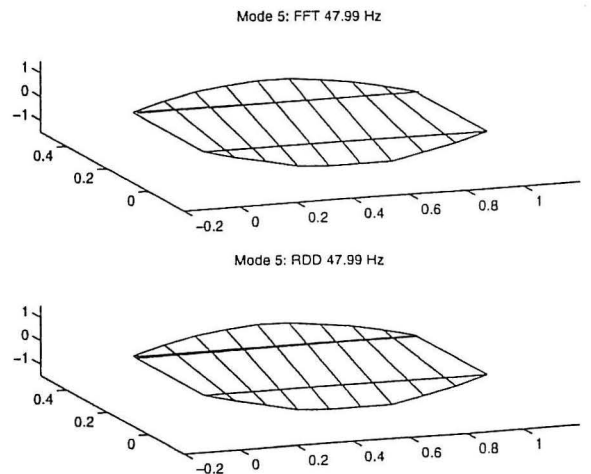


Figure 9: Fifth mode estimated using FFT and RDD-FFT. MAC=0.9993

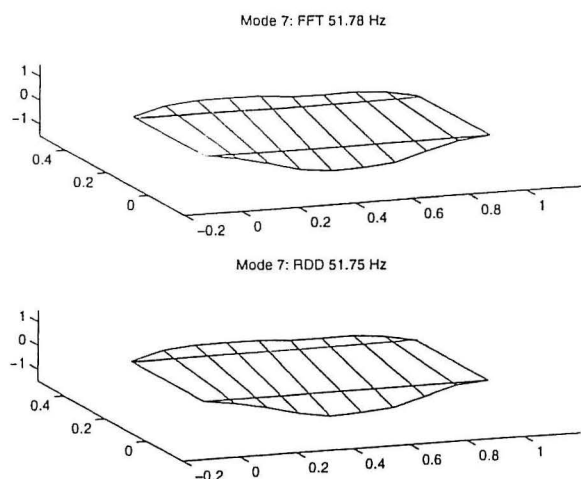


Figure 10: Seventh mode estimated using FFT and RDD-FFT. MAC=0.9963.

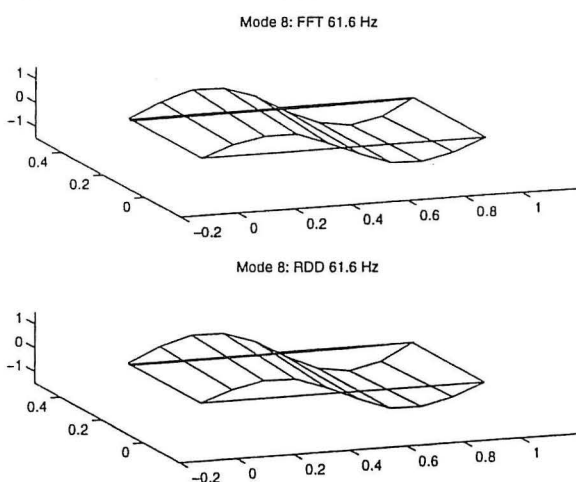


Figure 11: Eighth mode estimated using FFT and RDD-FFT. MAC=0.9983.

Table 2 illustrates the advantage of the RDD-FFT approach with respect to the estimation time. This approach is 3 times faster than the traditional FFT approach for estimating the FRFs of a single setup, consisting of 8 measurements of each 32000 points.

	RDD	FFT
Time [CPU]	82	240

Table 2: Estimation times for RDD-FFT and pure FFT based FRFs.

7 Conclusion

The principle of Random Decrement based FRF estimation is tested on data collected from a white

noise loaded laboratory bridge model. The results are compared with the results from a traditional FFT based FRF estimation.

In general the application of both methods resulted in high-correlated modal parameters. The pure FFT approach is the most reliable approach but it is also considerably slower. Care must be taken in the choice of triggering condition and triggering levels with the RDD technique.

8 Acknowledgement

Financial support from the Danish Technical Research Council is gratefully acknowledged.

References

- [1] Bendat, J.S. & Piersol, A.G. *Random Data - Analysis and Measurement Procedures*. John Wiley & Sons, New York, 1986.
- [2] Fabunmi, J.A. & Tasker, F.A. *Advanced Techniques for Measuring Structural Mobilities*. Journal of Vib. Acous. Stress Reliability in Design, ASME, Vol. 110, 1988, pp. 345-349.
- [3] Yun, C.-B. & Hong, K.-S. *Improved Frequency Domain Identifications of Structures*. Structural Safety & Reliability, Schueller, Shinouzuka & Yao (eds), 1994 Balkema. Rotterdam, ISBN 9054103574.
- [4] Vandiver, J.K., Dunwoody, A.B., Campbell, R.B. & Cook, M.F. *A Mathematical Basis for the Random Decrement Signature Analysis Technique*. Journal of Mechanical Design, Vol. 104, April 1982.
- [5] Brincker, R., Krenk, S., Kirkegaard, P.H. & Rytter, A. *Identification of Dynamical Properties from Correlation Function Estimates*. Bygningssstatistiske Meddelelser, Vol. 63, No. 1, 1992, pp. 1-38.
- [6] Asmussen, J.C. & Brincker, R. *Estimation of Frequency Response Functions by Random Decrement*. Proc. 14th International Modal Analysis Conference, Dearborn, Michigan, Feb. 1996, pp. 246-252.
- [7] Vold, H., Kundrat, J., Rocklin, G.T. & Russell, R. *A Multi-Input Modal Estimation Algorithm for Mini-Computers*. SAE Paper Number 820194, 1982.
- [8] Vold, H. & Crowley, J. *A Modal Confidence Factor for the Polyreference Method*. Proc. 5th International Modal Analysis Conference.

FRACTURE AND DYNAMICS PAPERS

- PAPER NO. 54: L. Gansted, R. Brincker & L. Pilegaard Hansen: *The Fracture Mechanical Markov Chain Fatigue Model Compared with Empirical Data*. ISSN 0902-7513 R9431.
- PAPER NO. 55: P. H. Kirkegaard, S. R. K. Nielsen & H. I. Hansen: *Identification of Non-Linear Structures using Recurrent Neural Networks*. ISSN 0902-7513 R9432.
- PAPER NO. 56: R. Brincker, P. H. Kirkegaard, P. Andersen & M. E. Martinez: *Damage Detection in an Offshore Structure*. ISSN 0902-7513 R9434.
- PAPER NO. 57: P. H. Kirkegaard, S. R. K. Nielsen & H. I. Hansen: *Structural Identification by Extended Kalman Filtering and a Recurrent Neural Network*. ISSN 0902-7513 R9433.
- PAPER NO. 58: P. Andersen, R. Brincker, P. H. Kirkegaard: *On the Uncertainty of Identification of Civil Engineering Structures using ARMA Models*. ISSN 0902-7513 R9437.
- PAPER NO. 59: P. H. Kirkegaard & A. Rytter: *A Comparative Study of Three Vibration Based Damage Assessment Techniques*. ISSN 0902-7513 R9435.
- PAPER NO. 60: P. H. Kirkegaard, J. C. Asmussen, P. Andersen & R. Brincker: *An Experimental Study of an Offshore Platform*. ISSN 0902-7513 R9441.
- PAPER NO. 61: R. Brincker, P. Andersen, P. H. Kirkegaard, J. P. Ulfkjær: *Damage Detection in Laboratory Concrete Beams*. ISSN 0902-7513 R9458.
- PAPER NO. 62: R. Brincker, J. Simonsen, W. Hansen: *Some Aspects of Formation of Cracks in FRC with Main Reinforcement*. ISSN 0902-7513 R9506.
- PAPER NO. 63: R. Brincker, J. P. Ulfkjær, P. Adamsen, L. Langvad, R. Toft: *Analytical Model for Hook Anchor Pull-out*. ISSN 0902-7513 R9511.
- PAPER NO. 64: P. S. Skjærbæk, S. R. K. Nielsen, A. Ş. Çakmak: *Assessment of Damage in Seismically Excited RC-Structures from a Single Measured Response*. ISSN 1395-7953 R9528.
- PAPER NO. 65: J. C. Asmussen, S. R. Ibrahim, R. Brincker: *Random Decrement and Regression Analysis of Traffic Responses of Bridges*. ISSN 1395-7953 R9529.
- PAPER NO. 66: R. Brincker, P. Andersen, M. E. Martinez, F. Tallavó: *Modal Analysis of an Offshore Platform using Two Different ARMA Approaches*. ISSN 1395-7953 R9531.
- PAPER NO. 67: J. C. Asmussen, R. Brincker: *Estimation of Frequency Response Functions by Random Decrement*. ISSN 1395-7953 R9532.
- PAPER NO. 68: P. H. Kirkegaard, P. Andersen, R. Brincker: *Identification of an Equivalent Linear Model for a Non-Linear Time-Variant RC-Structure*. ISSN 1395-7953 R9533.
- PAPER NO. 69: P. H. Kirkegaard, P. Andersen, R. Brincker: *Identification of the Skirt Piled Gullfaks C Gravity Platform using ARMAV Models*. ISSN 1395-7953 R9534.
- PAPER NO. 70: P. H. Kirkegaard, P. Andersen, R. Brincker: *Identification of Civil Engineering Structures using Multivariate ARMAV and RARMAV Models*. ISSN 1395-7953 R9535.

FRACTURE AND DYNAMICS PAPERS

PAPER NO. 71: P. Andersen, R. Brincker, P. H. Kirkegaard: *Theory of Covariance Equivalent ARMAV Models of Civil Engineering Structures*. ISSN 1395-7953 R9536.

PAPER NO. 72: S. R. Ibrahim, R. Brincker, J. C. Asmussen: *Modal Parameter Identification from Responses of General Unknown Random Inputs*. ISSN 1395-7953 R9544.

PAPER NO. 73: S. R. K. Nielsen, P. H. Kirkegaard: *Active Vibration Control of a Monopile Offshore Structure. Part One - Pilot Project*. ISSN 1395-7953 R9609.

PAPER NO. 74: J. P. Ulfkjær, L. Pilegaard Hansen, S. Qvist, S. H. Madsen: *Fracture Energy of Plain Concrete Beams at Different Rates of Loading*. ISSN 1395-7953 R9610.

PAPER NO. 75: J. P. Ulfkjær, M. S. Henriksen, B. Aarup: *Experimental Investigation of the Fracture Behaviour of Reinforced Ultra High Strength Concrete*. ISSN 1395-7953 R9611.

PAPER NO. 76: J. C. Asmussen, P. Andersen: *Identification of EURO-SEIS Test Structure*. ISSN 1395-7953 R9612.

PAPER NO. 77: P. S. Skjærbæk, S. R. K. Nielsen, A. Ş. Çakmak: *Identification of Damage in RC-Structures from Earthquake Records - Optimal Location of Sensors*. ISSN 1395-7953 R9614.

PAPER NO. 78: P. Andersen, P. H. Kirkegaard, R. Brincker: *System Identification of Civil Engineering Structures using State Space and ARMAV Models*. ISSN 1395-7953 R9618.

PAPER NO. 79: P. H. Kirkegaard, P. S. Skjærbæk, P. Andersen: *Identification of Time Varying Civil Engineering Structures using Multivariate Recursive Time Domain Models*. ISSN 1395-7953 R9619.

PAPER NO. 80: J. C. Asmussen, R. Brincker: *Estimation of Correlation Functions by Random Decrement*. ISSN 1395-7953 R9624.

PAPER NO. 81: M. S. Henriksen, J. P. Ulfkjær, R. Brincker: *Scale Effects and Transitional Failure Phenomena of Reinforced concrete Beams in Flexure. Part 1*. ISSN 1395-7953 R9628.

PAPER NO. 82: P. Andersen, P. H. Kirkegaard, R. Brincker: *Filtering out Environmental Effects in Damage Detection of Civil Engineering Structures*. ISSN 1395-7953 R9633.

PAPER NO. 92: J. C. Asmussen, S. R. Ibrahim, R. Brincker: *Application of Vector Triggering Random Decrement*. ISSN 1395-7953 R9634.

PAPER NO. 93: S. R. Ibrahim, J. C. Asmussen, R. Brincker: *Theory of Vector Triggering Random Decrement*. ISSN 1395-7953 R9635.

PAPER NO. 94: R. Brincker, J. C. Asmussen: *Random Decrement Based FRF Estimation*. ISSN 1395-7953 R9636.

**Department of Building Technology and Structural Engineering
Aalborg University, Sohngaardsholmsvej 57, DK 9000 Aalborg
Telephone: +45 98 15 85 22 Telefax: +45 98 14 82 43**