



## FACTS Devices for Large Wind Power Plants

Adamczyk, Andrzej Grzegorz; Teodorescu, Remus; Rodriguez, Pedro; Mukerjee, Ravindra Nath

*Published in:*  
Proceedings of the EPE Wind Energy Chapter Symposium 2010

*Publication date:*  
2010

*Document Version*  
Accepted author manuscript, peer reviewed version

[Link to publication from Aalborg University](#)

*Citation for published version (APA):*  
Adamczyk, A. G., Teodorescu, R., Rodriguez, P., & Mukerjee, R. N. (2010). FACTS Devices for Large Wind Power Plants. In *Proceedings of the EPE Wind Energy Chapter Symposium 2010* EPE Association.  
[http://etec.vub.ac.be/EPE/EPE-WECS-2010/01\\_Frameset.htm](http://etec.vub.ac.be/EPE/EPE-WECS-2010/01_Frameset.htm)

### General rights

Copyright and moral rights for the publications made accessible in the public portal are retained by the authors and/or other copyright owners and it is a condition of accessing publications that users recognise and abide by the legal requirements associated with these rights.

- Users may download and print one copy of any publication from the public portal for the purpose of private study or research.
- You may not further distribute the material or use it for any profit-making activity or commercial gain
- You may freely distribute the URL identifying the publication in the public portal -

### Take down policy

If you believe that this document breaches copyright please contact us at [vbn@aub.aau.dk](mailto:vbn@aub.aau.dk) providing details, and we will remove access to the work immediately and investigate your claim.

# FACTS Devices for Large Wind Power Plants

A. Adamczyk  
Aalborg University  
ana@iet.aau.dk

R. Teodorescu  
Aalborg University  
ret@iet.aau.dk

R.N. Mukerjee  
Aalborg University  
rnm@iet.aau.dk

P. Rodriguez  
Aalborg University  
pro@iet.aau.dk

**Abstract** - Growing number of wind turbines is changing electricity generation profile all over the world. However, high wind energy penetration affects power system safety and stability. For this reason transmission system operators (TSO) impose more stringent connection requirements on the wind power plant (WPP) owners. On the other hand flexible AC transmission systems (FACTS) devices offer enhancement of grid stability and can facilitate grid code compliance for WPP.

In this paper state-of-the-art in FACTS for large WPPs with AC connection is given. FACTS devices (excluding HVDC) with their properties are described. Academic and industrial research in FACTS applicability for WPPs is summarized.

## I. INTRODUCTION

GROWING concern for limited fossil fuels reserves and CO-2 emission reduction stimulated development of the renewable energy sector. Especially, wind energy sector experienced huge thrust in recent years. As an example, in EU in 2008 one third of the total 23.85GW newly installed power capacity were wind turbine generators (WTG) [1]. EWEA forecasts that by year 2030 total installed wind power capacity in EU will be in order of 300GW. In terms of energy market share, it means that in 2030 wind energy would cover from 20.8% to 28.2% of European electricity demand (depending on the scenario) [2].

Integration of wind energy into power systems on such a large scale is not straightforward. Power system and its operation, was designed and developed around conventional power plants (CPP) with synchronous generators directly coupled to the grid. Wind power plants (WPP) have different characteristics from the conventional ones. Thus, because amount of wind power has become significant, grid performance and stability is affected [3]-[5]. Therefore, transmission system operators (TSO) were forced to impose new requirements for the connection of WTGs to the power network. This way, TSOs try to ensure that all regulatory actions, which are needed for maintaining grid stability, are still performed on a satisfactory level, when renewable energy is introduced into the picture.

On the other hand there exist instruments like Flexible AC Transmission Systems (FACTS), which were developed in order to dynamically control and enhance power system performance. Stability is the key aspect for introducing FACTS devices. Therefore one of the today's research topics is employment of FACTS devices for enhancing wind farm performance with respect to the grid codes and power system stability.

## II. GRID CODES AND WPP LIMITATIONS

TSOs requirements for all generation units are specified in formal documents called grid codes. However, non-conventional generation units are usually exempt from some of the general requirements and there is often additional set of rules that apply only to wind power (e.g. in UK and Germany). Beside ability to deliver contracted amount of power, generating unit is required to assist in maintaining power system transient and steady state stability, participate in voltage and frequency control, assist in post fault recovery and also have capability to survive through the system faults [6]-[8]. Therefore, grid codes specify active and reactive power profiles, that generating unit must perform under different grid conditions.

Around the nominal grid voltage and frequency continuous operation is required. For bigger conditions deviation power plant operation must be continued, but only for a limited time [6],[7]. Separate requirements are given for transients often referred as fault ride-through (FRT) requirements. TSOs specify time-voltage profiles, that show, when power plant is allowed to disconnect after a fault occurrence [6],[7].

Active power control is required for maintaining the grid frequency. In most of the countries, WPPs are allowed to work at their maximum power point. Therefore they are exempt from primary and high frequency control requirement [7]. Normally, only active power down-regulation is required in case of over frequencies. However, in the future higher requirements regarding WPPs contribution to active power and frequency regulation are expected. Draft of the new Spanish grid code for the wind power already mentions inertia emulation and power oscillation damping [12].

Voltage control and reactive power capability became a standard requirement for the Wind Power Plants. Grid codes specify minimal amount of reactive power (both lagging and leading) that in steady state WPP must be able to supply together with nominal active power [6],[7]. Special requirements are given for the disturbances, where the reactive current injection is prioritized over the active current, to support voltage stability. TSOs specify reactive current control characteristic that must be followed during transients [6],[7]. Currently FRT characteristics are based on symmetrical faults. However, in the future separate low-voltage profiles would be given for unsymmetrical faults and negative sequence current injection might be demanded [12].

WTGs can comply with the grid codes in various degrees, depending on the technology. Capabilities of the oldest, fixed speed technology are highly limited [14]. Therefore fixed speed wind turbines on their own can be regarded as grid

code incompliant.

Much better performance can be expected from two variable speed wind turbine (VSWT) technologies: doubly-fed induction generator (DFIG) based, and full-scale converter (FSC) based turbines.

Because VSWT are fully or partially decoupled from the grid by frequency converters, they can quite easily tolerate small frequency and voltage deviations. Thus, voltage-frequency-time operation range can be met with proper converter control [21].

VSWT can comply with today's active power regulation requirement. Active power can be quickly limited by the converter control and with slower rate by pitch angle control [14]. VSWTs could even perform inertia emulation and participate in primary frequency control, if they would operate at de-loaded power curve (below maximum power point) [16]-[18]. However such solution is not cost efficient. Steady state reactive power capability is very good in case of FSC-WTs, but limited in case of DFIG-WTs. According to [16] reactive power capability of DFIG based wind farm might be not enough in case of the weak grids and some external support might be needed. For FSC-WTs reactive power capability is only matter of proper sizing of grid side converter (GSC), that it would be capable of carrying extra current [19]. However, it must be remembered that due to cables and transformer impedances Q capability at point of common coupling (PCC) of the whole WPP is not a simple multiplication of Q capabilities of single WTGs [20].

Transient behavior requirement is challenging for DFIG technology. Fault occurrence excites high rotor currents and causes overvoltage in the DC-link [34],[48]. To protect machine side converter (MSC) active crowbar protection will be triggered and chopper resistors would be activated to limit DC-link overvoltage. Due to over current protection, DFIG for some time loses its controllability [16]. Then it behaves like an ordinary induction generator [16]. On the other hand, GSC can provide some reactive power support [34],[48]. However, its capabilities might be too limited for grid code compliance [16],[34]. Moreover, due to active power imbalance turbine WT is prone to over speeding. To prevent tripping, pitch angle controller might need to be activated [16]. Again, FSC-WTs show better FRT performance. They can survive through the faults up to several seconds even with 0 volts at WT terminals [21]. Over speeding problem is solved by employing braking resistor in the DC-link. FSC-WTs can provide 1.0 p.u. reactive current during transients, as it is required by some of the grid codes [20].

### III. OVERVIEW OF FACTS DEVICES

Flexible AC Transmission Systems are represented by a group of power electronic devices. This technology was developed to perform the same functions as traditional power system controllers such as transformer tap changers, phase shifting transformers, passive reactive compensators, synchronous condensers, etc. [38]. Particularly FACTS devices allow controlling all parameters that determine active and reactive power transmission: nodal voltages magnitudes

and angles and line reactance [42]. Replacement of the mechanical switches by semiconductor switches allowed much faster response times without the need for limiting number of control actions [38]. However, FACTS technology is much more expensive from the mechanical one [39].

Two generations of FACTS devices can be distinguished. Older generation bases on the thyristor valve, where newer uses Voltage Source Converters (VSC). In both categories there are corresponding devices performing similar services. Generally speaking, VSC technology offers faster control over a wider range [40]. Moreover, new generation does not need bulky reactors, thus size of these devices is considerably smaller than the thyristor controlled ones. However, VSC technology requires use of self-commutated semiconductor devices which are more expensive, have higher losses and smaller voltage ratings when compared to the thyristors [41].

Another way of categorizing FACTS devices is by the way they are connected to power systems: shunt, series or shunt-series connection [41]. Main purpose of shunt devices is to provide reactive power compensation and dynamic voltage support of the lines or loads [40]. One of the shunt devices is the thyristor based Static VAR Compensator (SVC), which can be seen as a variable susceptance with a smooth control over a wide range from capacitive to inductive [43]. It is the oldest FACTS device and has the biggest number of applications [40]. VSC based Static Compensator (STATCOM) is another shunt connected device, which behaves like a synchronous voltage source which can inject or absorb reactive power [44]. Biggest advantage of STATCOM over SVC is the ability to maintain the reactive current output at its nominal value over a wide range of node voltages, where SVC has limited current capability when voltage is reduced. In conclusion SVC provides less support when it is mostly needed [15]. Thyristor controlled braking resistor, known as Dynamic Braking Resistor (DBR), is also a shunt FACTS device, however its purpose is different from SVC and STATCOM. DBR is mainly used for consuming generator available active power that cannot be sent to the grid due to voltage depression in the post-fault period. In such a way DBR improves rotor angle stability of CPPs.

Series devices have influence on the line effective impedance. Hence, they are basically used for controlling power flow and damping of power oscillations [40]. In this category of devices appears Thyristor Controlled Series Capacitor (TSCS), which can be regarded as adjustable reactance connected in series with the line reactance [40]. The same functions can be performed by a VSC based device, which is Static Synchronous Series Compensator (SSSC). It can be seen as series voltage source that compensates for the voltage drop on the line reactance [38]. However, SSSC offers better performance than TCSC, because its control characteristic is independent from the line current. Yet, due to the costs SSSC has not been applied yet on the transmission level. Another series FACTS device is Series Dynamic Braking Resistor (SDBR). It offers similar functions as shunt DBR. But SDBR performance is better, since it is current not voltage dependent device [41].

It is worth pointing out, that STATCOM and SSSC topologies can be used to facilitate energy storage (ES) into the power system. It is feasible to install ES unit (super capacitor, battery, fuel cell, SMES, etc.) in parallel to the DC-link capacitors of these FACTS devices [48]. Depending on the storage size, STATCOM and SSSC could perform additional functions like inertia emulation or frequency regulation. In fact SSSC configuration with small size energy storage, known as Dynamic Voltage Restorer (DVR), is used on the custom power level [40]. However DVR control principles are different than for regular SSSC.

Regarding shunt-series connection two devices should be mentioned Thyristor Controlled Phase Angle Regulator (TCPAR) and Unified Power Flow controller (UPFC). TCPAR works as a Phase Shifting Transformer (PST), where mechanical switches are replaced by solid state thyristor switches. Hence, TCPAR is also often referred as Static Phase Shifting Transformer (SPST) and it can be represented as a variable phase angle in series with line [43]. Its basic purpose is to control line power flow and damp power oscillations. One of the most advanced FACTS devices is

UPFC, which can be treated as STATCOM and SSSC sharing the same DC-link. Such configuration gives three degrees of freedom (control variables), where all of the FACTS devices described so far have only one (except the ones with storage, which have two degrees of freedom) [41]. UPFC can regulate both active and reactive power flow through the series connection, and additionally shunt connected converter can control reactive power at the point of its connection. Therefore, UPFC can perform almost all of the functions of previously described devices. Except the functions that are related to the energy storage. This is because UPFC does not contain real power source, it only transfers power from one side to the other. Despite the very high costs there are already few UPFC applications [45],[46].

There are even more advanced FACTS devices employing multiple VSCs, but they are out of this paper scope.

Table I summarizes services and performance level, that different FACTS devices offer for the power system.

#### IV. FACTS FOR WPPs – RESEARCH

As it was discussed, WPPs have limited capabilities with respect to the grid codes. Lot of research has been done toward improvement of wind turbines behavior. Especially, for the ones of old type. Grid codes requirements are aiming in securing electrical grid reliable and stable performance. As was discussed in section III one of the key features of FACTS devices is enhancement of the grid stability. Hence, one of the research paths is application of FACTS devices for WPP support.

However, research is not only limited to the compliance with existing grid codes. FACTS devices might introduced new features for WPPs, which yet might be not demanded by TSOs, but would be beneficial in terms of grid stability. Below, main research areas regarding FACTS solutions are reviewed.

##### A. Voltage stability

Grid code requirement for steady state and transient reactive power support originates in voltage stability problem. Reactive power consumptions of the connecting lines and loads may lead to a voltage collapse in a weak heavily loaded system. Such situations are quite typical for wind generation, which is often placed in remote areas and connected with long lines.

If reactive power compensation provided by WPP is not sufficient, generated active power might need to be limited to avoid voltage instability [22]. It is especially likely for a wind farm employing FSWTs, which not only does not provide compensation but also consumes reactive power. Studies conducted in [22] show, that STATCOM applied at PCC of such plant greatly enhances system voltage stability, when connection to the main grid becomes weakened. Fig. 1 shows PV curves of studied system.

Similar case was studied for DFIG based wind farm in [25]. Due to crowbar protection, WPP reactive power support is limited. In result, without a STATCOM voltage cannot be restored when one of the connecting lines was disconnected

TABLE I  
COMPARISON OF SERVICES PERFORMED BY DIFFERENT FACTS DEVICES

FACTS Service	SVC	STATCOM	STATCOM+ES	DBR	TSCS	SSSC	SSSC+ES	SDBR	TCPAR	UPFC
Reactive power generation/absorption	Excellent	Excellent	Excellent	Limited	Excellent	Excellent	Excellent	Limited	Limited	Excellent
Active power generation/absorption	Limited	Limited	Excellent	Limited	Limited	Limited	Excellent	Excellent	Limited	Limited
Voltage control	Excellent	Excellent	Excellent	Limited	Excellent	Excellent	Excellent	Limited	Limited	Excellent
Voltage stability improvement	Excellent	Excellent	Excellent	Limited	Excellent	Excellent	Excellent	Limited	Limited	Excellent
Power flow control	Excellent	Excellent	Excellent	Limited	Excellent	Excellent	Excellent	Limited	Limited	Excellent
Power oscillation damping	Excellent	Excellent	Excellent	Limited	Excellent	Excellent	Excellent	Excellent	Limited	Excellent
SSR mitigation	Limited	Limited	Limited	Limited	Excellent	Excellent	Excellent	Excellent	Excellent	Excellent
Phase jump reduction	Limited	Limited	Limited	Excellent	Limited	Limited	Limited	Excellent	Excellent	Excellent
Rotor angle stability improvement	Excellent	Excellent	Excellent	Excellent	Excellent	Excellent	Excellent	Excellent	Excellent	Excellent
Flicker mitigation	Excellent	Excellent	Excellent	Limited	Limited	Limited	Limited	Limited	Limited	Excellent
Harmonics reduction	Limited	Excellent	Excellent	Limited	Limited	Excellent	Excellent	Limited	Limited	Excellent
Inertia emulation	Limited	Limited	Excellent	Limited	Limited	Limited	Excellent	Excellent	Limited	Limited
Curtailment	Limited	Limited	Excellent	Limited	Limited	Limited	Excellent	Excellent	Limited	Limited
Primary, secondary, tertiary reserve	Limited	Limited	Excellent	Limited	Limited	Limited	Excellent	Excellent	Limited	Limited
Frequency stability improvement	Limited	Limited	Excellent	Limited	Limited	Limited	Excellent	Excellent	Limited	Limited

Legend:

Performance	Excellent	Good	Limited	Dependent
Indicator	Excellent	Good	Limited	Dependent

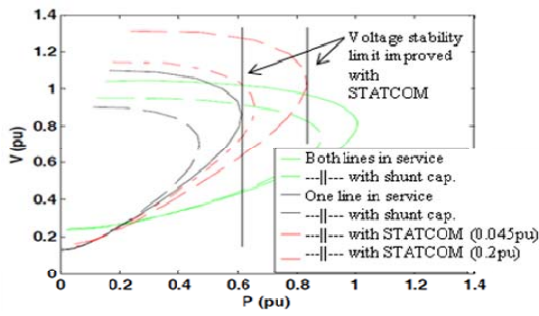


Fig 1. PV curves at PCC of FSWT farm for different conditions [22]

due to fault. [26],[27] also analyze transient voltage stability enhancement of DFIG-WT based farms by a STATCOM. [27] clearly shows proportional relation between STATCOM ratings and level of support. In [26] influence of STATCOM control strategy on post-fault voltage evolution was studied. Optimized neural network controller allows faster voltage restoration with smaller overshoot and oscillations.

In [29] voltage stability of 486MW DFIG based offshore wind farm is indirectly addressed through the compliance analysis with UK grid codes. Conclusion is made that for short connection (20km), DFIG can comply with grid codes without additional support. On the other hand, for 100km cable, STATCOM of at least 60MVar would be needed to provide adequate voltage support from the wind farm. However, authors suggest that in both cases it could be beneficial, to cover whole reactive power demand by STATCOM, without relying on WTGs capabilities. Control is faster and less complicated in case of one centralized device, when compared to tens of turbines, distributed over a certain area. In such a light, more studies are needed, because in most of the publications usually WPP is modeled as one aggregated WTG (e.g. [25]-[27]).

### B. Frequency stability

Active power control requirement stated in the grid codes is related to frequency stability. To maintain frequency close to the nominal value, balance between generated and consumed power must be provided. When there is surplus of generated power, the synchronous generators (which are the core of the power system), tend to speed up. In result synchronous frequency rises. On the contrary, when there is not enough power generation to cover consumption, overloaded synchronous machines slow down and grid frequency drops.

There has been done lot of research on adding energy storage for wind turbines to improve active power control (e.g. [36],[37] discuss provision of frequency support, load leveling and spinning reserve). However, here particular interest is when energy storage is incorporated in FACTS device. Such studies have been done in [32], for STATCOM with Battery Energy Storage System connected in parallel to regular DC-link capacitors. Simulation results show how 5MWh storage helps 50MVA SCIG based wind farm to track ½ hour active power set point, which was based on wind prediction (Fig. 2). Therefore need for balancing power is reduced and wind power can be better dispatched. It is clear

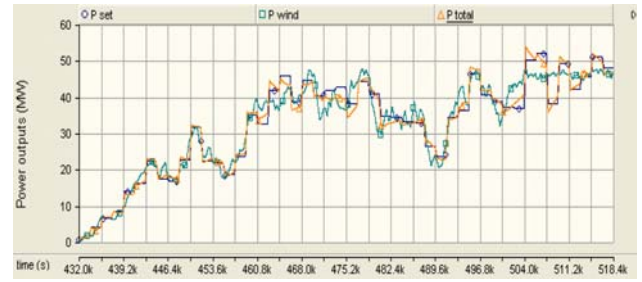


Fig 2. Active power output from fixed speed turbine based wind farm (light blue trace – active power without storage, dark blue trace – ½ hour active power set point based on wind prediction, orange trace – active power with storage)[32]

that energy storage would bring benefits in terms of frequency control and inertia emulation. Still, primary STATCOM control functions are maintained.

### C. Power oscillations

Grid codes do not specify requirements for power oscillation damping. However, this is one of the existing problems in power systems.

In [26],[35] it is shown that additional control loop for STATCOM controller can help to damp power oscillations, while basic voltage support function is maintained. In [26] optimized neural network controller attenuates local plant oscillations of DFIG based wind farm, during post fault period (Fig. 3). In similar way, i.e. by means of STATCOM control, the same problem is addressed in [35]. Additional control loop is added to voltage controller, to emulate rotor friction and consequently provide damping torque. The damping loops are based on integrated time absolute error of rotor speed and active power. [35] states that with such arrangement output power oscillation are quickly damped after 3-phase fault.

The same controller allows to damp torsional oscillations of DFIG turbine drive train, modeled as two-mass system [35].

Wind farms have not been considered yet in the literature, to play specific role in the intra-area or inter-area oscillations.

### D. Fault ride through

As was discussed fault ride through is a technical challenge for wind turbines, especially for SCIG and DFIG based. Employment of shunt compensation devices, SVC and STATCOM, at PCC was considered in [22] and [23] for

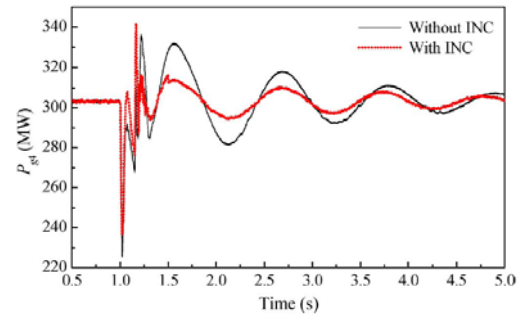


Fig 3. Active power oscillations of DFIG wind farm after fault, for two STATCOM controllers (INC - interface neurocontroller) [26]





the transmission system, not on generation site. Otherwise their effectiveness might be limited [15]. Therefore, reasonably placed series devices are usually out of generation owner control responsibility area. For this reason, applicability of series devices for wind power plants might be seriously limited. On the other hand shunt devices are normally deployed not only inside the transmission network, but at load and generation busses. Therefore, they can be effectively used within WPP owner jurisdiction area. Finally application costs are important driver. SSSC is so far recognized to be too costly for transmission level applications, with respect to the services offered by this device. As well UPFC has only very few experimental applications due to the costs.

#### ACKNOWLEDGMENT

This work is a part of the research being carried out for the Vestas Power Program at Department of Energy Technology, Aalborg University, Denmark.

#### REFERENCES

- [1] EWEA, "Wind energy statistics", 2008,
- [2] EWEA, "Pure Power – Wind Energy Scenarios up to 2030", 2008
- [3] I. Erlich, F. Shewarega "Insert Impact of Large-Scale Wind Power Generation on the Dynamic Behaviour of Interconnected Systems", *iREP Symposium*, 2007
- [4] I. Erlich, F. Shewarega, M. Wilch "Interaction of Large Offshore Wind Parks with the Electrical Grid", *DRPT*, 2008
- [5] I. Erlich, F. Shewarega, J.L. Rueda "Impact of Large Offshore Wind Farms on Power System Transient Stability", *PSCE*, 2009
- [6] B. Singh, S.N. Singh "Wind Power Interconnection into the Power System: A Review of Grid Code Requirements", *The Electricity Journal*, 2009
- [7] T. Bublat, T. Gehlhaar "Comparison of high technical demands on grid connected wind turbines defined in international Grid Codes", *EWEA*, 2008
- [8] I. Erlich, W. Winter, A. Dittrich "Advanced Grid Requirements for the Integration of Wind Turbines into the German Transmission System", 2006
- [10] Network and System Rules of the German Transmission System Operators, "Transmission code 2007", 2007
- [11] "EirGrid Grid Code", 2009
- [12] "Technical Requirements for Wind Power and Photovoltaic Installations and Any Generating Facilities Whose Technology Does Not Consists on a Synchronous Generator Directly Connected to the Grid", 2008
- [13] T. Gehlhaar, "Grid code compliance beyond LVRT", Bremen, 2009
- [14] M. Rasmussen, H.K. Jørgensen, "Current Technology for Integrating Wind Farms into Weak Power Grids", *IEEE/PES*, 2005
- [15] P. Kundur, "Power System Stability and Control", McGraw-Hill
- [16] W. Qiao, R.G. Harley "Grid connection Requirements and Solutions for DFIG Wind Turbines", *IEEE Energy 2030*, 2008
- [17] J. Morren, S.W.H. de Haan, W.L. Kling, J. A. Ferreira, "Wind Turbines Emulating Inertia and Supporting Primary Frequency Control", *IEEE Trans. on Power Systems*, Vol. 21, No. 1, Feb 2006
- [18] I.E. Salaberri, M.S. Múgica, M. Vidal, "Wind farms and conventional plants primary frequency control interaction", *EWEA*, 2007
- [19] N.R. Ullah, K. Bhattacharya, T. Thiringer "Wind Farms as Reactive Power Ancillary Service Providers – Technical and Economic Issues", *IEEE Trans. on Energy Conversion*, Vol. 24, No. 3, Sep2009
- [20] S. Schierloch, S. Wachtel, S. Adolff, "Wind farm technology utilizing Wind Energy Converters with FACTS Capabilities", 2009
- [21] A. Beekmann, J. Marques, E. Quitmann, S. Wachtel "Wind energy converters with FACTS Capabilities for optimized integration of wind power into transmission and distribution systems", *CIGRE*, 2009
- [22] L. Qi, J. Langston, M. Steurer, "Applying a STATCOM for Stability Improvement to an Existing Wind Farm With Fixed-Speed Induction Generators", *IEEE/PES*, 2008
- [23] S. Foster, L. Xu, B. Fox, "Grid Integration of Wind Farms Using SVC and STATCOM", *UPEC*, 2006
- [24] C. Alvarez, H. Amarís, O. Samuelsson, "Voltage dip mitigation at Wind Farms", *EWEA*, 2007
- [25] W. Qiao, G.K. Venayagamoorthy, R.G. Harley, "Real-Time Implementation of a STATCOM on a Wind Farm Equipped With Doubly Fed Induction Generators", *IEEE Trans. on Industry Applications*, Vol. 45, No. 1, Jan-Feb 2009
- [26] W. Qiao, G.K. Venayagamoorthy, R.G. Harley, "Coordinated Reactive Power Control of a Large Wind Farm and a STATCOM Using Heuristic Dynamic Programming", *IEEE Trans. on Energy Conversion*, Vol. 24, No. 2, Jun 2009
- [27] A.P. Jayam, B.H. Chowdhury, "Improving the Dynamic Performance of Wind Farms With STATCOM", *IEEE*, 2009
- [28] C. Wessels, F.W. Fuchs, "Concept and Performance of Voltage Swell Mitigation in Wind farms with FACTS", *EWEA*, 2009
- [29] S. Chondrogiannis, M. Barnes, M. Osborne, L. Yao, M. Bazargan, A. Johnson, "Grid Compliant AC Connection of Large Offshore Wind Farms Using a STATCOM", *EWEA*, 2007
- [30] C. Han, A.Q. Huang, M.E. Baran, S. Bhattacharya, W. Litzenberger, L. Anderson, A.L. Johnson, A.-A. Edris, "STATCOM Impact Study on the Integration of a Large Wind Farm into a Weak Loop Power System", *IEEE Transaction on Energy Conversion*, March 2008
- [31] T. Bagnall, C. Ritter, B. Ronner, P. Maibach, N. Butcher, T. Thurnherr, "PCS6000 STATCOM ancillary functions: Wind park resonance damping", *EWEA*, 2009
- [32] M.E. Baran, S. Teleke, L. Anderson, S. Bhattacharya, A. Huang, S. Atcity, "STATCOM with Energy Storage for Smoothing Intermittent Wind Farm Power", *IEEE/PES*, 2008
- [33] M. Visiers, J. Mendoza, J. Búñez, F. González, A. Contreras, S. Molina, A. Agudo, "WINDFACT®, a solution for the grid code compliance of the windfarms in operation", *European Conference on Power Electronics Applications*, 2007
- [34] I. Erlich, H. Wrede, C. Feltes, "Dynamic Behavior of DFIG-Based Wind Turbines during Grid Faults", *PCC*, 2007
- [35] M.S. El-Moursi, B. Bak-Jensen, M.H. Abdel-Rahman, "Novel STATCOM Controller for Mitigating SSR and Damping Power System Oscillations in a Series Compensated Wind Parks", *not published*
- [36] C.N. Rasmussen, "Energy storage technology overview", *AAU*
- [37] EPRI-DOE "Handbook of Energy Storage for Transmission and Distribution Applications", 2003
- [38] J. Machowski, J.W. Bialek, J.R. Bumby, "Power System Dynamics – Stability and Control", John Wiley & Sons, 2008
- [39] H. Ren, D. Watts, Z. Mi, J. Lu "A Review of FACTS' Practical Consideration and Economic Evaluation", *Power and Energy Engineering Conference*, *APPEEC*, 2009
- [40] X.-P. Zhang, C. Rehtanz, B. Pal "Flexible AC Transmission Systems: Modelling and Control", Springer, 2006, Berlin
- [41] K. R. Padiyar "FACTS Controllers in Power Transmission and Distribution", New Age International, 2007
- [42] B. Sookananta, S. Galloway, G. M. Burt and J. R. McDonald "The Placement of FACTS Devices in Modern Electrical Network", *UPEC*, 2006
- [43] E. Acha, V.G. Agelidis, O. Anaya-Lara, T.J.E. Miller "Power Electronics Control in Electrical Systems", Newnes, 2002
- [44] Y.H. Song, A.T. Johns "Flexible AC Transmission Systems (FACTS)", The Institution of Engineering and Technology, 2008
- [45] A. S. Mehraban, J. Pl. Provanzana, A. Edris and C. D. Schauder "Installation, Commissioning, and Operation of the World's First UPFC on the AEP System", *Proceedings of International Conference on Power System Technology*, 1998, POWERCON '98
- [46] S.Y. Kim, J.S. Yoon, B.H. Chang, D.H. Baek "The operation experience of KEPCO UPFC", *Proceedings of the Eighth International Conference on Electrical Machines and Systems*, 2005, ICEMS 2005
- [47] A. Causebrook, D.J. Atkinson, A.G. Jack, "Fault Ride-Through of Large Wind Farms Using Series Dynamic Braking Resistors", *IEEE Trans. on Power Systems*, Vol. 22, No. 3, Aug 2007
- [48] J. Morren, S.W.H. de Haan, "Ridethrough of Wind Turbines with Doubly-Fed Induction Generator During a Voltage Dip", *IEEE Trans on Energy Conversion*, Vol. 20, No. 2, Jun 2005