



Aalborg Universitet

AALBORG UNIVERSITY  
DENMARK

## Energy Management Considering Unknown Dynamics Based on Extremum Seeking Control and Particle Swarm Optimization

Ma, K.; Hu, S.; Hu, G.; Bai, Y.; Yang, J.; Dou, C.; Guerrero, J. M.

*Published in:*  
IEEE Transactions on Control Systems Technology

*DOI (link to publication from Publisher):*  
[10.1109/TCST.2019.2910158](https://doi.org/10.1109/TCST.2019.2910158)

*Publication date:*  
2020

*Document Version*  
Accepted author manuscript, peer reviewed version

[Link to publication from Aalborg University](#)

*Citation for published version (APA):*  
Ma, K., Hu, S., Hu, G., Bai, Y., Yang, J., Dou, C., & Guerrero, J. M. (2020). Energy Management Considering Unknown Dynamics Based on Extremum Seeking Control and Particle Swarm Optimization. *IEEE Transactions on Control Systems Technology*, 28(4), 1560-1568. Article 8700492. Advance online publication. <https://doi.org/10.1109/TCST.2019.2910158>

### General rights

Copyright and moral rights for the publications made accessible in the public portal are retained by the authors and/or other copyright owners and it is a condition of accessing publications that users recognise and abide by the legal requirements associated with these rights.

- Users may download and print one copy of any publication from the public portal for the purpose of private study or research.
- You may not further distribute the material or use it for any profit-making activity or commercial gain
- You may freely distribute the URL identifying the publication in the public portal -

### Take down policy

If you believe that this document breaches copyright please contact us at [vbn@aub.aau.dk](mailto:vbn@aub.aau.dk) providing details, and we will remove access to the work immediately and investigate your claim.

# Energy Management Considering Unknown Dynamics Based on Extremum Seeking Control and Particle Swarm Optimization

Kai Ma<sup>1</sup>, Shubing Hu, Guoqiang Hu<sup>1</sup>, Yege Bai, Jie Yang<sup>1</sup>, Chunxia Dou<sup>1</sup>, and Josep M. Guerrero<sup>2</sup>

**Abstract**—This brief studies an energy management (EM) problem with unknown dynamics of consumer appliances. A two-level optimization model is established between the utility company and the consumers. In this model, the utility company maximizes its profit by setting the electricity price, and the consumers respond to the price by regulating power usage to minimize their costs. The aforementioned process is performed in multiple stages. In each stage, the consumer response is formulated as a constrained optimization problem, which can be transformed into an unconstrained optimization problem using the penalty function method, and then an extremum seeking control (ESC) algorithm is developed to search for the quasi-optimal power consumption of the consumers. The ESC algorithm has noncontinuous first and second derivatives with respect to the variables. We propose an approximation method to make the ESC algorithm continuous and prove that the algorithm is semiglobally practically asymptotically (SPA) stable. After the consumer response in the same stage, the utility company updates the electricity price by the particle swarm optimization (PSO) algorithm. Then, we give an EM algorithm that integrates the ESC with PSO. In simulations, the algorithm is applied to achieve EM of heating, ventilation, and air conditioning (HVAC) systems, and the results show that the algorithm can converge to a neighborhood of the optimal solution and reduce the peak load and daily load.

**Index Terms**—Energy management (EM), extremum seeking control (ESC), heating, ventilation, and air conditioning (HVAC), particle swarm optimization (PSO), semiglobally practically asymptotically (SPA) stability.

## I. INTRODUCTION

ENERGY MANAGEMENT (EM) plays an important role in smart grids [1] in order to achieve frequency regulation [2], economic dispatch [3], and voltage balance [4]. Generally, the objective of EM is to maximize the social welfare of electricity markets. Specifically, the utility company

Manuscript received September 15, 2018; revised January 30, 2019; accepted March 29, 2019. Manuscript received in final form April 5, 2019. This work was supported in part by the National Key Research and Development Program of China under Grant 2018YFB1702300, in part by the National Natural Science Foundation of China under Grant 61573303 and Grant 61573300, in part by the Natural Science Foundation of Hebei Province under Grant E2017203284, and in part by the Project Funded by the China Postdoctoral Science Foundation under Grant 2016M601282. Recommended by Associate Editor N. Quijano. (Corresponding author: Kai Ma.)

K. Ma, S. Hu, Y. Bai, J. Yang, and C. Dou are with the School of Electrical Engineering, Yanshan University, Qinhuangdao 066004, China (e-mail: kma@ysu.edu.cn).

G. Hu is with the School of Electrical and Electronic Engineering, Nanyang Technological University, Singapore 639798 (e-mail: gqu@ntu.edu.sg).

J. M. Guerrero is with the Department of Energy Technology, Aalborg University, 9220 Aalborg, Denmark (e-mail: joz@et.aau.dk).

Color versions of one or more of the figures in this paper are available online at <http://ieeexplore.ieee.org>.

Digital Object Identifier 10.1109/TCST.2019.2910158

sets the electricity price to maximize its profit, and then, the consumers determine the power consumption to minimize their costs according to the published electricity price. The decision making of the utility company and consumers can be formulated by game models, such as noncooperative game [5], [6], hierarchical game [7], [8], and cooperative game [9]. In these game models, the profit maximization or cost minimization can be achieved by different types of optimization algorithms. For example, gradient-based algorithms are used in [5], [6], and [10]–[12], numerical algorithms are considered in [13] and [14], and bioinspired algorithms are applied in [15] and [16]. It is noted that unknown dynamics exist in the operation of some typical appliances, such as the heating, ventilation, and air conditioning (HVAC) system [17] and the lighting system [18]. In this case, the gradient-based algorithms cannot be used, and the numerical algorithms and bioinspired algorithms are not suitable for the dynamic system. To address this problem, this brief proposes an optimization algorithm based on the extremum seeking control (ESC), which is an online optimization method for seeking the extremum of a dynamic system with unknown dynamics [19], [20].

In this brief, a two-level optimization model is established between the utility company and the consumers, and the decision making of the utility company and the consumers is formulated as constrained optimization problems. We use the ESC algorithm to search for the quasi-optimal power consumption of the consumers and prove that the ESC algorithm is semiglobally practically asymptotically (SPA) stable. Then, we optimize the electricity price of the utility company to maximize its profit by using the particle swarm optimization (PSO) algorithm, which was applied in the home EM system to solve a combinational optimization problem in our previous work [16]. The novelty of this brief is to apply the ESC algorithm to the EM system with unknown dynamics and give the convergence conditions of the ESC algorithm. The contributions are as follows.

- 1) An EM algorithm that integrates the ESC with PSO is proposed.
- 2) An approximation method is developed to achieve the continuity for the ESC algorithm with unknown dynamics.
- 3) The SPA stability is proved for the approximated ESC algorithm.

The rest of the brief is organized as follows. Section II gives some notations and definitions. Section III presents the problem formulation. Section IV describes the EM algorithm

in detail. Section V shows the simulation results. Finally, the conclusions are summarized in Section VI.

## II. PRELIMINARIES

In this section, we introduce some notations and definitions that will be used in this brief. Given a vector  $x$ , we define  $\|x\|$  as the Euclidean norm.

*Definition 1 [21]:* A continuous function  $\beta : [0, a) \times [0, \infty) \rightarrow [0, \infty)$  is of class  $\mathcal{KL}$  if, for each fixed  $s$ ,  $\beta(r, s)$  is strictly increasing with  $r$  and  $\beta(0, s) = 0$ , for each fixed  $r$ ,  $\beta(r, s)$  is decreasing with  $s$  and converging to zero as  $s \rightarrow \infty$ .

*Definition 2 [21]:* A vector function  $f(x, \epsilon) \in \mathbb{R}^n$  is said to be  $O(\epsilon)$  if for any compact set  $\mathcal{D}$  there exist positive constants  $k$  and  $\epsilon^*$  such that  $\|f(x, \epsilon)\| \leq k\epsilon$ , for  $\epsilon \in (0, \epsilon^*]$  and  $x \in \mathcal{D}$ .

*Definition 3 [22]:* Given a parameterized family of systems

$$\dot{x} = f(t, x, \epsilon) \quad (1)$$

where  $x \in \mathbb{R}^n$ ,  $t \in \mathbb{R}_+$ , and  $\epsilon \in \mathbb{R}_+^l$  are the state vector, the time variable, and the parameter vector, respectively. The system (1) is said to be SPA stable in  $(\epsilon_1, \dots, \epsilon_l)$ , if there exists  $\beta \in \mathcal{KL}$  and constructed parameters  $\epsilon = (\epsilon_1, \dots, \epsilon_l)$  that meet the following properties. For each pair of strictly positive real numbers  $(\Delta, v)$ , there exists  $\epsilon_1^* > 0$  for any  $\epsilon_1 \in (0, \epsilon_1^*)$ ,  $\epsilon_2^* = \epsilon_2^*(\epsilon_1) > 0$  for any  $\epsilon_2 \in (0, \epsilon_2^*)$ ,  $\epsilon_3^* = \epsilon_3^*(\epsilon_1, \epsilon_2) > 0$  for any  $\epsilon_3 \in (0, \epsilon_3^*)$ ,  $\dots$ ,  $\epsilon_l^* = \epsilon_l^*(\epsilon_1, \epsilon_2, \dots, \epsilon_{l-1}) > 0$  for any  $\epsilon_l \in (0, \epsilon_l^*)$ , respectively, and the solution of (1) satisfy

$$\|x\| \leq \beta(\|x(0)\|, (\epsilon_1 \cdot \epsilon_2 \cdots \epsilon_l)(t - t_0)) + v \quad (2)$$

for all  $t \geq t_0 \geq 0$  and the initial state  $x(t_0) = x(0)$  with  $\|x(0)\| \leq \Delta$ .

## III. PROBLEM FORMULATION

We consider an EM system consisting of one utility company and  $N$  consumers. A two-level optimization model is established between the utility company and the consumers. The utility company determines the pricing strategy to maximize its profit. According to the electricity price announced by the utility company, the consumers determine the power consumption to minimize their costs.

### A. Cost Model of Consumers

The cost function  $U_i(y_i)$  of the consumer  $i$  ( $i \in \mathbb{N} = \{1, \dots, N\}$ ) is defined as the summation of the discomfort costs and the payments to utility company. We denote the discomfort cost as  $g_i(y_i)$ , where  $y_i$  is the operating state of consumer  $i$ 's appliance. The discomfort cost is caused by changing the desired operating state  $y_i^N$  to the actual operating state  $y_i$ . The operating state is a general concept that denotes the working status of the appliances, such as the temperature setting of the HVAC system and the brightness of the lighting system. Thus, the cost function can be defined as:  $U_i(y_i) = g_i(y_i) + px_i$ , where  $p$  is the electricity price announced by the utility company and  $x_i$  is the power consumption of consumer  $i$ . The dynamics of the appliances are characterized as  $dy_i/dt = \gamma_i s_i(x_i, y_i)$ , where  $\gamma_i$  is a coefficient

of operating state change caused by the characteristics of the electric equipment and external environment. A consumption-to-operating state function  $y_i = f_i(x_i)$  is obtained from  $s_i(x_i, y_i) = 0$ , which denotes the relationship between the operating states and the power consumption at the equilibrium. In practice, the consumption-to-operating state function  $f_i(x_i)$  could be a combination of multiple step functions, which can be approximated to a continuous convex function [11].

The objective of the consumer  $i$  is to minimize its cost subject to the power limitation and the appliance dynamics. It can be formulated as the following optimization problem:

$$\begin{aligned} \text{(P1)} \quad & \min \quad U_i(y_i) \\ & \text{s.t.} \quad x_i^{\min} \leq x_i \leq x_i^{\max}, i \in \mathbb{N}, \\ & \quad \quad dy_i/dt = \gamma_i s_i(x_i, y_i), i \in \mathbb{N} \end{aligned}$$

where  $x_i^{\min}$  and  $x_i^{\max}$  are the minimum and maximum power consumption of the consumer  $i$ , respectively. Before proceeding further, we give the following assumptions.

*Assumption 1:*  $U_i(y_i)$  is continuous, increasing, and convex, and  $f_i(x_i)$  is convex.

*Assumption 2:* The dynamics of the appliances are fast enough such that they can be separated from the EM algorithm, and the equilibrium  $y_i = f_i(x_i)$  is globally asymptotically stable along the dynamics  $dy_i/dt = \gamma_i s_i(x_i, y_i)$ .

The first assumption is made to guarantee a globally optimal solution, and the second assumption is necessary to analyze the stability of the algorithm with dynamic mappings. These two assumptions are commonly used in the research of EM and ESC algorithm [23]–[26]. Next, we address the optimization problem with the equilibrium constraint  $y_i = f_i(x_i)$  and transform (P1) to

$$\begin{aligned} \text{(P2)} \quad & \min \quad U_i(f_i(x_i)) \\ & \text{s.t.} \quad x_i^{\min} \leq x_i \leq x_i^{\max}, i \in \mathbb{N}. \end{aligned}$$

Using the penalty function method [27, Ch. 9], we transform the above problem to the following unconstrained problem:

$$\begin{aligned} \text{(P3)} \quad & \min \quad P(x_i, m) = U_i(f_i(x_i)) \\ & \quad \quad + m_1 [\max(x_i^{\min} - x_i, 0)]^2 \\ & \quad \quad + m_2 [\max(x_i - x_i^{\max}, 0)]^2 \end{aligned}$$

where  $m_1$  and  $m_2$  are the penalty factors, and the last two parts are the penalty terms. When  $x_i$  is out of the upper and lower bounds, the objective function is penalized, and the punishment is more severe as the penalty factors getting greater.

### B. Profit of the Utility Company

The utility company purchases power from the electricity markets and sells them to the consumers. We assume that the power supply is equal to the summation of the power consumption of all consumers. Hence, the profit of the utility company is defined as the difference between the revenue obtained from the consumers and the costs of purchasing power from the electricity markets. The utility company's

profit is maximized by the optimization problem as follows:

$$(P4) \quad \max W(p) = p \sum_{i \in \mathbb{N}} x_i - \left( \rho_1 \left( \sum_{i \in \mathbb{N}} x_i \right)^2 + \rho_2 \sum_{i \in \mathbb{N}} x_i + \rho_3 \right)$$

where  $\rho_1$ ,  $\rho_2$ , and  $\rho_3$  are the cost coefficients, which are determined by the generation costs. The first part is the revenue obtained from the residential consumers and the second part is the cost of purchasing power.

#### IV. ENERGY MANAGEMENT ALGORITHM

In this section, we propose an EM algorithm, including the ESC algorithm and the PSO algorithm. Specifically, the utility company announces the optimal retail price to maximize its profit based on PSO algorithm, and the residential consumers' power consumption is optimized by the ESC algorithm. The utility company and the consumers communicate with each other based on a two-way communication network [28], [29].

##### A. Optimizing Power Consumption of Consumers

For the consumers, we use a subgradient algorithm to solve the optimization problem (P3) and model the dynamics of the power consumption as

$$\frac{dx_i}{dt} = k_i \left( - \frac{dU_i(f_i(x_i))}{df_i(x_i)} \cdot \frac{df_i(x_i)}{dx_i} + 2m_1[x_i^{\min} - x_i]^+ - 2m_2[x_i - x_i^{\max}]^+ \right) \quad (3)$$

where  $k_i$  is the adaptive gain,  $[\phi]^+ = \phi$  if  $\phi > 0$ , and  $[\phi]^+ = 0$  if  $\phi \leq 0$ .

In (3), we need to obtain the gradient of  $f_i(x_i)$ . In practice, it is hard to obtain the accurate formulation of  $f_i(x_i)$ . For example, the actual temperature setting of the HVAC is varying with the weather conditions, the occupant behavior, and so on. Therefore, the relationship between the temperature setting and the power consumption is unknown. Next, we utilize the ESC algorithm to estimate the gradient of  $f_i(x_i)$ . The core idea of the ESC algorithm is to estimate the gradient by adding dither signals to the input of the system (i.e., power consumption) and multiplying dither signals to the output of the system (i.e., operating states). The ESC algorithm based on the estimated gradient is developed as

$$\frac{d\hat{x}_i}{dt} = \hat{k}_i \left( - \frac{dg_i(f_i(\hat{x}_i))}{df_i(\hat{x}_i)} \cdot \zeta_i - p + 2m_1[\hat{x}_i^{\min} - \hat{x}_i]^+ - 2m_2[\hat{x}_i - \hat{x}_i^{\max}]^+ \right) \quad (4)$$

$$\frac{d\zeta_i}{dt} = -\hat{\omega}_i^{\zeta} \left( \zeta_i - \frac{2}{a} f_i(\hat{x}_i + a \sin(\omega t)) \sin(\omega t) \right) \quad (5)$$

where  $\hat{k}_i$  is the control gains of the ESC algorithm,  $\hat{\omega}_i^{\zeta}$  is the adaptive gain,  $\sin(\omega t)$  is the dither signal,  $a$  is the signal amplitude, and  $\zeta_i$  is a filtered signal that represents the gradient estimation of  $f_i(x_i)$ . To separate the dynamics of  $\zeta_i$  from the other variables, we assume that  $\hat{\omega}_i^{\zeta}$  is much larger than  $\hat{k}_i$ ,  $\hat{\omega}_i^{\zeta} = \omega_L \omega_i^{\zeta}$ ,  $\hat{k}_i = \delta \hat{\omega}_i^x$ , and  $\hat{\omega}_i^x = \omega_L \omega_i^x$ , where  $\omega_L$  and  $\omega_i^x$  are both positive and real numbers.

The first and second derivatives of the right-hand side function of (4) with respect to  $x_i$  is noncontinuous because of the projection in (4). We construct an approximated continuous ESC algorithm as

$$\frac{d\hat{x}_i}{dt} = \hat{k}_i \left( - \frac{dg_i(f_i(\hat{x}_i))}{df_i(\hat{x}_i)} \cdot \zeta_i - p + 2m_1([\hat{x}_i^{\min} - \hat{x}_i]^+ + q_1(\hat{x}_i)) - 2m_2([\hat{x}_i - \hat{x}_i^{\max}]^+ + q_2(\hat{x}_i)) \right), \quad (6)$$

$$\frac{d\zeta_i}{dt} = -\hat{\omega}_i^{\zeta} \left( \zeta_i - \frac{2}{a} f_i(\hat{x}_i + a \sin(\omega t)) \sin(\omega t) \right) \quad (7)$$

where  $q_1(\hat{x}_i)$  and  $q_2(\hat{x}_i)$  are continuous functions that are defined in  $[\hat{x}_i^{\min} - \epsilon_1, \hat{x}_i^{\min} + \epsilon_2]$  and  $[\hat{x}_i^{\max} - \epsilon_1, \hat{x}_i^{\max} + \epsilon_2]$ , respectively. The continuous functions  $q_1(\hat{x}_i)$  and  $q_2(\hat{x}_i)$  satisfy the following properties:

$$\begin{cases} q_1(\hat{x}_i^{\min} - \epsilon_1^2) = 0 \\ q_1(\hat{x}_i^{\min} + \epsilon_2^2) = 0 \\ Dq_1(\hat{x}_i^{\min} - \epsilon_1^2) = -1 \\ Dq_1(\hat{x}_i^{\min} + \epsilon_2^2) = 0 \\ D^2q_1(\hat{x}_i^{\min} - \epsilon_1^2) = 0 \\ D^2q_1(\hat{x}_i^{\min} + \epsilon_2^2) = 0 \end{cases} \quad (8)$$

$$\begin{cases} q_2(\hat{x}_i^{\max} - \epsilon_1^2) = 0 \\ q_2(\hat{x}_i^{\max} + \epsilon_2^2) = 0 \\ Dq_2(\hat{x}_i^{\max} - \epsilon_1^2) = 0 \\ Dq_2(\hat{x}_i^{\max} + \epsilon_2^2) = 1 \\ D^2q_2(\hat{x}_i^{\max} - \epsilon_1^2) = 0 \\ D^2q_2(\hat{x}_i^{\max} + \epsilon_2^2) = 0 \end{cases} \quad (9)$$

where  $D$  and  $D^2$  denote the first and second derivatives of the functions with respect to the variables, respectively. Defining  $\epsilon = \max\{\epsilon_1, \epsilon_2\}$ , we prove the SPA stability of the approximated ESC algorithm [see (6) and (7)]. It is intuitive that there always exist polynomial functions that satisfy the above properties given any  $\epsilon > 0$  and  $\rho > 0$ . For example, we use the following polynomial functions:

$$\begin{aligned} q_1(\hat{x}_i) &= b_1(\hat{x}_i - \hat{x}_i^{\min})^8 + o_1(\hat{x}_i - \hat{x}_i^{\min})^7 \\ &\quad + e_1(\hat{x}_i - \hat{x}_i^{\min})^6 + n_1(\hat{x}_i - \hat{x}_i^{\min})^5 \\ &\quad + w_1(\hat{x}_i - \hat{x}_i^{\min})^4 + h_1(\hat{x}_i - \hat{x}_i^{\min})^3 \end{aligned} \quad (10)$$

and

$$\begin{aligned} q_2(\hat{x}_i) &= b_2(\hat{x}_i^{\max} - \hat{x}_i)^8 + o_2(\hat{x}_i^{\max} - \hat{x}_i)^7 \\ &\quad + e_2(\hat{x}_i^{\max} - \hat{x}_i)^6 + n_2(\hat{x}_i^{\max} - \hat{x}_i)^5 \\ &\quad + w_2(\hat{x}_i^{\max} - \hat{x}_i)^4 + h_2(\hat{x}_i^{\max} - \hat{x}_i)^3 \end{aligned} \quad (11)$$



where

$$\left\{ \begin{array}{l} b_1 = \frac{3(2\epsilon_1 + \epsilon_2)}{\epsilon_1^4(\epsilon_1 + \epsilon_2)(\epsilon_1^3 + 3\epsilon_1^2\epsilon_2 + 3\epsilon_1\epsilon_2^2 + \epsilon_2^3)} \\ o_1 = \frac{13\epsilon_1^2 - 11\epsilon_1\epsilon_2 - 9\epsilon_2^2}{\epsilon_1^4(\epsilon_1 + \epsilon_2)(\epsilon_1^3 + 3\epsilon_1^2\epsilon_2 + 3\epsilon_1\epsilon_2^2 + \epsilon_2^3)} \\ e_1 = \frac{7\epsilon_1^3 - 35\epsilon_1^2\epsilon_2 - 3\epsilon_1\epsilon_2^2 + 9\epsilon_2^3}{\epsilon_1^4(\epsilon_1 + \epsilon_2)(\epsilon_1^3 + 3\epsilon_1^2\epsilon_2 + 3\epsilon_1\epsilon_2^2 + \epsilon_2^3)} \\ n_1 = \frac{3(-7\epsilon_1^3\epsilon_2 + 9\epsilon_1^2\epsilon_2^2 + 5\epsilon_1\epsilon_2^3) - \epsilon_2^4}{\epsilon_1^4(\epsilon_1 + \epsilon_2)(\epsilon_1^3 + 3\epsilon_1^2\epsilon_2 + 3\epsilon_1\epsilon_2^2 + \epsilon_2^3)} \\ w_1 = \frac{21\epsilon_1^2\epsilon_2^2 - \epsilon_1\epsilon_2^3 - 7\epsilon_2^4}{\epsilon_1^3(\epsilon_1 + \epsilon_2)(\epsilon_1^3 + 3\epsilon_1^2\epsilon_2 + 3\epsilon_1\epsilon_2^2 + \epsilon_2^3)} \\ h_1 = \frac{-4\epsilon_2^4 - 7\epsilon_1\epsilon_2^3}{\epsilon_1^2(\epsilon_1 + \epsilon_2)(\epsilon_1^3 + 3\epsilon_1^2\epsilon_2 + 3\epsilon_1\epsilon_2^2 + \epsilon_2^3)} \end{array} \right. \quad (12)$$

and

$$\left\{ \begin{array}{l} b_2 = \frac{-3(\epsilon_1 + 2\epsilon_2)}{\epsilon_2^3(\epsilon_1 + \epsilon_2)^2(\epsilon_1^2\epsilon_2 + 2\epsilon_1\epsilon_2^2 + \epsilon_2^3)} \\ o_2 = \frac{9\epsilon_1^2 + 11\epsilon_1\epsilon_2 - 13\epsilon_2^2}{\epsilon_2^3(\epsilon_1 + \epsilon_2)^2(\epsilon_1^2\epsilon_2 + 2\epsilon_1\epsilon_2^2 + \epsilon_2^3)} \\ e_2 = \frac{-9\epsilon_1^3 + 3\epsilon_1^2\epsilon_2 + 35\epsilon_1\epsilon_2^2 - 7\epsilon_2^3}{\epsilon_2^3(\epsilon_1 + \epsilon_2)^2(\epsilon_1^2\epsilon_2 + 2\epsilon_1\epsilon_2^2 + \epsilon_2^3)} \\ n_2 = \frac{3\epsilon_1(\epsilon_1^3 - 5\epsilon_1^2\epsilon_2 - 9\epsilon_1\epsilon_2^2 + 7\epsilon_2^3)}{(\epsilon_1 + \epsilon_2)(\epsilon_1^3\epsilon_2^4 + 3\epsilon_1^2\epsilon_2^5 + 3\epsilon_1\epsilon_2^6 + \epsilon_2^7)} \\ w_2 = \frac{\epsilon_1^2(7\epsilon_1^2 + \epsilon_1\epsilon_2 - 21\epsilon_2^2)}{(\epsilon_1 + \epsilon_2)(\epsilon_1^3\epsilon_2^3 + 3\epsilon_1^2\epsilon_2^4 + 3\epsilon_1\epsilon_2^5 + \epsilon_2^6)} \\ h_2 = \frac{\epsilon_1^3(4\epsilon_1 + 7\epsilon_2)}{(\epsilon_1 + \epsilon_2)(\epsilon_1^3\epsilon_2 + 3\epsilon_1^2\epsilon_2^2 + 3\epsilon_1\epsilon_2^3 + \epsilon_2^4)}. \end{array} \right. \quad (13)$$

*Theorem 1:* The closed-loop system under the ESC algorithm [see (6) and (7)] is SPA stable at the optimal solution of (P3), uniformly in  $(a, \epsilon, \delta)$ , if  $dg_i(y_i)/dy_i \leq \mu_i$  and  $d^2g_i(y_i)/dy_i^2 \geq \eta_i$  for  $i \in \mathbb{N}$ , where  $\mu_i$  and  $\eta_i$  are the positive scalars.

*Proof:* The proof is provided in Appendix A.

Next, we turn to the optimization problem (P1) with unknown appliance dynamics and solve it by the following algorithm:

$$\frac{d\hat{x}_i}{dt} = \hat{k}_i \left( -\frac{dg_i(f_i(\hat{x}_i))}{df_i(\hat{x}_i)} \cdot \zeta_i - p + 2m_1[\hat{x}_i^{\min} - \hat{x}_i]^+ + q_1(\hat{x}_i) - 2m_2[\hat{x}_i - \hat{x}_i^{\max}]^+ + q_2(\hat{x}_i) \right) \quad (14)$$

$$\frac{d\hat{\zeta}_i}{dt} = -\hat{\omega}_i^\zeta \left( \zeta_i - \frac{2}{a} \hat{y}_i \sin(\omega t) \right) \quad (15)$$

$$\frac{d\hat{y}_i}{dt} = \gamma_i s_i(\hat{x}_i + a \sin(\omega t), \hat{y}_i). \quad (16)$$

Following the second assumption, we define  $\gamma_i = \zeta_i^{-1} \hat{\omega}_i^\zeta$ , which is much larger than  $\hat{\omega}_i^\zeta$  and  $k_i$ . The results of Theorem 1 can be extended to the power consumption problem with unknown appliance dynamics by analyzing the system in two separated time scales. Before presenting the theorem, we define  $\zeta = \max\{\zeta_1, \zeta_2, \dots, \zeta_N\}$ .

*Theorem 2:* The closed-loop system under the ESC algorithm [see (14)–(16)] is SPA stable at the optimal solution

of (P1), uniformly in  $(a, \epsilon, \zeta, \delta)$ , if  $dg_i(y_i)/dy_i \leq \mu_i$  and  $d^2g_i(y_i)/dy_i^2 \geq \eta_i$  for  $i \in \mathbb{N}$ , where  $\mu_i$  and  $\eta_i$  are the positive scalars.

*Proof:* The proof is provided in Appendix B.

*Remark 1:* The upper bounds of parameters  $a$  and  $\epsilon$  are determined in the proof in Appendix A, and the existence and calculation of the upper bounds of parameters  $\zeta$  and  $\delta$  can be referred to [21, Th. 11.3].

### B. Optimizing Price of the Utility Company

We utilize the PSO algorithm to solve the profit optimization problem (P4). Assume that the size of particles is  $Z$ .  $(P_1, \dots, P_i, \dots, P_Z)$  and  $(V_1, \dots, V_i, \dots, V_Z)$  are the position and velocity of particles, respectively. In  $D$ -dimensional space,  $P_i = (p_i^1, p_i^2, \dots, p_i^d, \dots, p_i^D)$ , where  $p_i^d \in [p^{\min}, p^{\max}]$  and  $V_i = (v_i^1, v_i^2, \dots, v_i^d, \dots, v_i^D)$ , where  $v_i^d \in [v^{\min}, v^{\max}]$  and  $d \in [1, D]$ . The velocity and position updating strategy of the  $i$ th particle are expressed as follows:

$$v_i^d \leftarrow v_i^d + c_1 \cdot \text{rand}1_i^d \cdot (pbest_i^d - p_i^d) + c_2 \cdot \text{rand}2_i^d \cdot (gbest^d - p_i^d) \quad (17)$$

$$p_i^d = p_i^d + v_i^d \quad (18)$$

where  $c_1$  and  $c_2$  indicate the learning factors that adjust the step size.  $c_1$  represents the step size that the  $i$ th particle tracks its own historical optimal value  $pbest_i$ , and  $c_2$  represents the step size that the  $i$ th particle tracks the globally optimal value  $gbest$ . Within each iteration,  $pbest_i$  and  $gbest$  are updated according to the fitness value of each particle.  $\text{rand}1_i^d$  and  $\text{rand}2_i^d$  are the two uniform random numbers over  $[0, 1]$ . The convergence value of  $p_i^d$  represents the electricity price  $p$  announced by the utility company. It will be substituted into the ESC algorithm [see (6) and (7)] to obtain the optimal power consumption, and the initial value of  $p_i^d$  is selected in the range  $[p^{\min}, p^{\max}]$ .

### C. Implementation of Energy Management Algorithm

The EM algorithm includes the ESC algorithm and the PSO algorithm. First, the price is initialized by the PSO algorithm, and the power consumption of the consumers is obtained by substituting the price into the ESC algorithm [see (6) and (7)]. Consequently, the fitness value can be calculated by the PSO algorithm. Then, the price is updated by the PSO algorithm based on (17) and (18). The PSO algorithm and the ESC algorithm are repeated until the price and the power consumption converge or the maximum number of iterations is reached. Especially, the time scales of the ESC algorithm and the PSO algorithm are different. The PSO algorithm starts to run after the ESC algorithm converges. For the PSO algorithm, the fitness value denotes the profit of the utility company. The pseudocode of the EM algorithm is given in Algorithm 1.

## V. SIMULATION RESULTS

We apply the algorithm to achieve EM of residential consumers with distributed HVAC systems. The operating state

**Algorithm 1** EM Algorithm

**Input:**  $Z$ : size of the whole population; iter-max: maximum iterations; Initialize each particle's position  $p_i^d$  and velocity  $v_i^d$ .

**Output:** each particle's position  $p_i^d$ .

- 1: **for** iter=1: iter-max **do**
- 2: Substitute  $p_i^d$  into the ESC algorithm (6)–(7), and obtain  $\sum_{i \in \mathbb{N}} x_i$ .
- 3: Calculate their fitness values and update  $pbest_i, gbest$ ;
- 4: Update each particle using (17) and (18) and revise  $v_i^d, p_i^d$  using  $v_i^d = \min(v_i^{\max}, \max(v_i^{\max}, v_i^d))$ ,  $p_i^d = \min(p_i^{\max}, \max(p_i^{\max}, p_i^d))$ ;
- 5: **end for**
- 6: Substitute  $p_i^d$  into the ESC algorithm, and update  $x_i$  and  $\sum_{i \in \mathbb{N}} x_i$ .

is the temperature setting  $T_i$  in the HVAC system, and the discomfort cost function  $g_i(T_i)$  is defined as

$$g_i(T_i) = \theta_i(T_i - T_i^N)^2 \quad (19)$$

where  $\theta_i$  is a constant coefficient used to describe the discomfort cost. Here, the Fanger thermal comfort model can be applied to describe the human body's thermal comfort and obtain the corresponding  $\theta_i$  by quadratic fitting of the PPD-PWV index [30].

We assume that the dynamics of the HVACs are denoted as  $dT_i/dt = \gamma_i s_i(l_i, T_i)$ , where  $l_i$  is the power consumption. The relationship between the temperature settings and the power consumption is defined by a convex function  $T_i = f_i(l_i)$ . In practice, the dynamics of the EM algorithm should be carefully set up, such that the dynamics of the HVAC can be separated from it. Thus, the second assumption is satisfied, and the optimization problem is as follows:

$$\begin{aligned} \text{(P5)} \quad & \min \quad \theta_i(f_i(l_i) - T_i^N)^2 + pl_i \\ & \text{s.t.} \quad l_i^{\min} \leq l_i \leq l_i^{\max}, i \in \mathbb{N}. \end{aligned}$$

A quadratic function is used to approximate the relationship between the temperature setting and the power consumption [11]

$$l_i = \lambda_1(30 - T_i)^2 + \lambda_2(30 - T_i) + \lambda_3 \quad (20)$$

where  $\lambda_1 = \varphi \Phi \zeta A_i H_i I_1$ ,  $\lambda_2 = \varphi \varpi S_i + \varphi \Phi \zeta A_i I_0$ , and  $\lambda_3 = \varphi Q^{\text{sil}}$ , and the parameter settings are given in Table I.

In the simulations, we consider an EM system consisting of one utility company and ten residential consumers with HVAC systems. Without loss of generality, the HVAC is assumed to be a cooler. The desired temperature settings are assumed to be 24 °C, and the parameters of the ESC algorithm are  $k_i = 0.001$ ,  $a = 0.1$ ,  $\hat{\omega}_i^{\zeta} = 2$ , and  $\omega = 20$ . The initial values of  $l_i$  and  $p$  are randomly selected in three ranges and have no impact on the convergence of the algorithm. The simulations are performed based on MATLAB (R2010b).

Using the sixth, eighth, and tenth residential consumers as an example, the SPA stability is demonstrated in Figs. 1 and 2. It is shown that the ESC algorithm converges

TABLE I  
PARAMETER SETTINGS

Outdoor temperature (°C)	$T_0 = 30$
Desired temperature (°C)	$T_i^N = 24$
Transmission area ( $m^2$ )	$S_i \in [30, 60]$
Heat transfer constant ( $W/m^2 \cdot ^\circ C$ )	$\varpi = 15$
Specific heat of air ( $kJ/kg \cdot ^\circ C$ )	$\Phi = 1.006$
Air density ( $kg/m^3$ )	$\zeta = 1.1839$
Wind speed coefficient	$I_0 = 0.343$
Outdoor temperature coefficient	$I_1 = 1.12$
Effective infiltration area ( $m^2$ )	$A_i \in [15, 45]$
Building height (m)	$H_i \in [8, 15]$
Solar and internal load (W)	$Q^{\text{sil}} \in [300, 4500]$

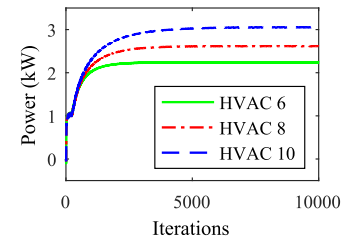


Fig. 1. Convergence of the power consumption.

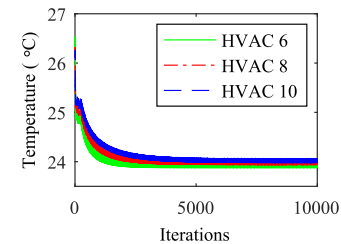


Fig. 2. Convergence of the temperature setting.

TABLE II  
POWER CONSUMPTION AND THE TEMPERATURE SETTING

Residential consumer	1	2	3	4	5
Power consumption (kW)	1.12	1.28	1.48	1.88	2.09
Temperature setting (°C)	23.88	23.89	23.90	23.93	23.95
Residential consumer	6	7	8	9	10
Power consumption (kW)	2.24	2.45	2.62	2.81	3.05
Temperature setting (°C)	23.95	23.97	23.98	24.00	24.02

to a neighborhood of the optimal power consumption and temperature setting. The convergence bound of the temperature setting is 0.3 °C. The quasi-optimal power consumption and temperature settings of ten residential consumers are shown in Table II.

The solar and internal load is assumed to be 300 W from 19 : 00 to 7 : 00 in the next day, within [3000 W, 3600 W] from 7 : 00 to 8 : 00 and from 18 : 00 to 19 : 00, and within [3000 W, 4500 W] from 8 : 00 to 18 : 00. The daily outdoor temperature in the summer is shown in Fig. 3, and the indoor temperature of the sixth consumer in a day is shown in Fig. 4. The prices, profits, and the total power consumption in a day are shown in Figs. 5–7, respectively. We can observe that the EM algorithm can effectively reduce the peak load

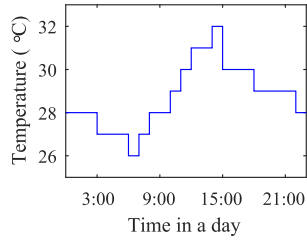


Fig. 3. Outdoor temperature in a day.

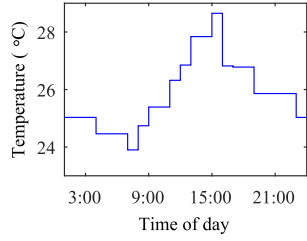


Fig. 4. Indoor temperature of the sixth consumer in a day.

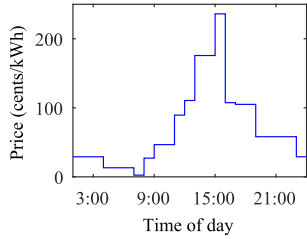


Fig. 5. Price of the utility company in a day.

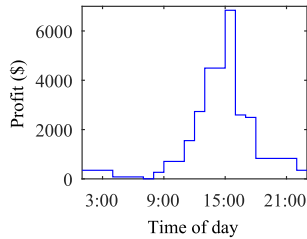


Fig. 6. Profit of the utility company in a day.

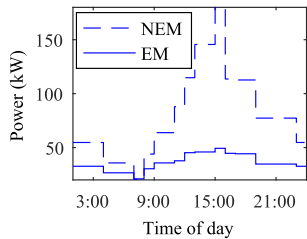


Fig. 7. Total power consumption in a day.

compared with no EM (NEM) scheme. The NEM scheme means that the consumers use the appliances without sacrificing any comfort. The electricity price announced by the utility company, the profit of the utility company, and the total power consumption of all residential consumers can be obtained from the PSO algorithm, and the convergence results are shown

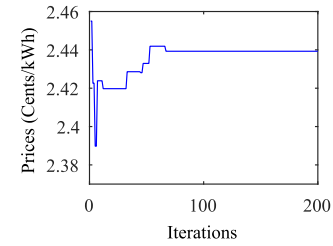


Fig. 8. Convergence curve of the electricity price.

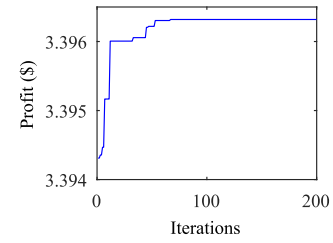


Fig. 9. Convergence curve of the profit of the utility company.

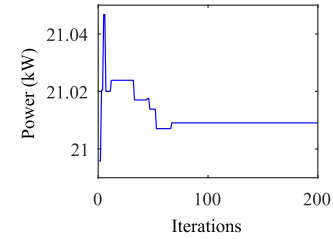


Fig. 10. Convergence curve of the total power consumption.

TABLE III  
PERFORMANCE OF EM

	The proposed algorithm	No energy management
Daily EC (kWh)	862	1895
EC reduction	54.51%	/
PAR	1.37	2.28

in Figs. 8–10. The overall performance of the EM algorithm is given in Table III, from which we observe that the daily energy consumption (EC) is reduced by 54.51%. The PAR is reduced from 2.28 to 1.37 using the proposed EM algorithm.

## VI. CONCLUSION

In this brief, we formulate a two-level optimization model between the utility company and the residential consumers. An ESC algorithm is utilized to study the EM problem with unknown dynamics of the residential consumers. Due to upper and lower limits on the power consumption, the positive projection will be introduced to the ESC algorithm. We propose an approximation method to make the algorithm continuous and prove the stability of the algorithm. Using the PSO algorithm, we optimize the electricity price of the utility company to maximize its profit. It is shown that the algorithm can converge to a small neighborhood of the optimal solution with unknown dynamics of the appliances, and the optimal profit of the utility company can be obtained.

APPENDIX A  
PROOF OF THEOREM 1

*Proof:*  $q_1(\hat{x}_i)$  and  $q_2(\hat{x}_i)$  can be denoted as the infinitesimal of higher order that are denoted as  $O(\epsilon^2)$  [31]. Then, the extremum seeking algorithm is approximated to

$$\frac{d\hat{x}_i}{dt} = \hat{k}_i \left( -\frac{dg_i(f_i(\hat{x}_i))}{df_i(\hat{x}_i)} \cdot \zeta_i - p + 2m_1([\hat{x}_i^{\min} - \hat{x}_i]^+ + O(\epsilon^2)) - 2m_2([\hat{x}_i - \hat{x}_i^{\max}]^+ + O(\epsilon^2)) \right) \quad (21)$$

$$\frac{d\zeta_i}{dt} = -\hat{\omega}_i^\zeta \left( \zeta_i - \frac{2}{a} f_i(\hat{x}_i + a \sin(\omega t)) \sin(\omega t) \right). \quad (22)$$

If  $\tau = \omega L t$ , then we obtain the ESC algorithm in the new time scale  $\tau$

$$\frac{d\hat{x}_i}{d\tau} = \delta \omega_i^x \left( -\frac{dg_i(f_i(\hat{x}_i))}{df_i(\hat{x}_i)} \cdot \zeta_i - p + 2m_1([\hat{x}_i^{\min} - \hat{x}_i]^+ + O(\epsilon^2)) - 2m_2([\hat{x}_i - \hat{x}_i^{\max}]^+ + O(\epsilon^2)) \right) \quad (23)$$

$$\frac{d\zeta_i}{d\tau} = -\omega_i^\zeta \left( \zeta_i - \frac{2}{a} f_i(\hat{x}_i + a \sin(\omega t)) \sin(\omega t) \right). \quad (24)$$

According to the averaging method of the dynamic system [21], the dynamic system with periodic disturbance can be approximated by its average system

$$\frac{d\hat{x}_i^A}{d\tau} = \delta \omega_i^x \left( -\frac{dg_i(f_i(\hat{x}_i^A))}{df_i(\hat{x}_i^A)} \cdot \zeta_i^A - p + 2m_1([\hat{x}_i^{\min} - \hat{x}_i^A]^+ + O(\epsilon^2)) - 2m_2([\hat{x}_i^A - \hat{x}_i^{\max}]^+ + O(\epsilon^2)) \right) \quad (25)$$

$$\frac{d\zeta_i^A}{d\tau} = -\omega_i^\zeta \left( \zeta_i^A - \frac{2}{a} f_i^A \right) \quad (26)$$

where  $\hat{x}_i^A$  and  $\zeta_i^A$  denote the averaging variable with respect to  $\hat{x}_i$  and  $\zeta_i$ , respectively, and  $f_i^A$  is defined as

$$f_i^A = \frac{1}{2\pi} \int_0^{2\pi} f_i(\hat{x}_i + a \sin(\omega t)) \sin(\omega t) dt. \quad (27)$$

Approximating  $f_i(\hat{x}_i + a \sin(\omega t))$  with Taylor series, we have

$$\begin{aligned} \frac{2}{a} f_i^A &= \frac{1}{a\pi} \int_0^{2\pi} \left( f_i(\hat{x}_i) + a \sin(\omega t) \frac{df_i(\hat{x}_i)}{d\hat{x}_i} + \sum_{n=2}^{\infty} \frac{(a \sin(\omega t))^n}{n!} \cdot \frac{d^n f_i(\hat{x}_i)}{d(\hat{x}_i)^n} \right) \sin(\omega t) dt \\ &= \frac{df_i(\hat{x}_i^A)}{d\hat{x}_i^A} + O_i^f(a^2) \end{aligned} \quad (28)$$

where  $O_i^f(a^2)$  denotes the infinitesimal of  $a^2$ .

If  $\alpha = \delta\tau$  and substituting (28) into the average systems (25) and (26), we have the dynamic system in time scale  $\alpha$

$$\begin{aligned} \frac{d\hat{x}_i^A}{d\alpha} &= \omega_i^x \left( -\frac{dg_i(f_i(\hat{x}_i^A))}{df_i(\hat{x}_i^A)} \cdot \zeta_i^A - p + 2m_1([\hat{x}_i^{\min} - \hat{x}_i^A]^+ + O(\epsilon^2)) - 2m_2([\hat{x}_i^A - \hat{x}_i^{\max}]^+ + O(\epsilon^2)) \right) \quad (29) \end{aligned}$$

$$\delta \frac{d\zeta_i^A}{d\alpha} = -\omega_i^\zeta \left( \zeta_i^A - \frac{df_i(\hat{x}_i^A)}{d\hat{x}_i^A} - O_i^f(a^2) \right). \quad (30)$$

The systems (29) and (30) are the standard singular perturbation forms with fast dynamics  $\zeta_i^A$  when  $\delta$  is small [21]. ‘‘Freezing’’ the dynamics (30) at the equilibrium  $\zeta_i^{A*} = df_i(\hat{x}_i^A)/d\hat{x}_i^A + O_i^f(a^2)$ , we obtain the reduced system

$$\begin{aligned} \frac{d\hat{x}_i^r}{d\alpha} &= \omega_i^x \left( -\frac{dg_i(f_i(\hat{x}_i^r))}{df_i(\hat{x}_i^r)} \cdot \left( \frac{df_i(\hat{x}_i^r)}{d\hat{x}_i^r} + O_i^f(a^2) \right) - p + 2m_1([\hat{x}_i^{\min} - \hat{x}_i^r]^+ + O(\epsilon^2)) - 2m_2([\hat{x}_i^r - \hat{x}_i^{\max}]^+ + O(\epsilon^2)) \right) \quad (31) \end{aligned}$$

where  $\hat{x}_i^r$  denotes the variable in the reduced system with respect to  $\hat{x}_i^A$ . Next, we will prove the practically asymptotic stability of the reduced system. We assume that  $\hat{x}^{r*}$  is the optimal solution of the optimization problem in (P2) and define  $\hat{x}^r = (\hat{x}_1^r, \dots, \hat{x}_i^r, \dots, \hat{x}_N^r)^T$ ,  $\hat{x}^{r*} = (\hat{x}_1^{r*}, \dots, \hat{x}_i^{r*}, \dots, \hat{x}_N^{r*})^T$ , and  $\tilde{x}^r = \hat{x}^r - \hat{x}^{r*}$ . We choose a candidate Lyapunov function

$$V = \frac{1}{2} \tilde{x}^{rT} \Phi^{-1} \tilde{x}^r \quad (32)$$

where  $\Phi = \text{diag}\{k_i\}$  is a diagonal matrix. Define  $R_N = (1, \dots, 1)^T$  with  $|R_N| = N$ . Then, the derivative of the Lyapunov function along the reduced system (31) is denoted as

$$\begin{aligned} \dot{V} &= \tilde{x}^{rT} \left( -g'(\hat{x}^r) - O^f(g'_i(f_i(\hat{x}_i^r)), a^2) - R_N^T p + 2m_1([\hat{x}^{\min} - \hat{x}^r]^+ + O(\epsilon^2)) - 2m_2([\hat{x}^r - \hat{x}^{\max}]^+ + O(\epsilon^2)) \right) \quad (33) \end{aligned}$$

where  $g'(\hat{x}^r) = (dg_1(\hat{x}_1^r)/d\hat{x}_1^r, \dots, dg_i(\hat{x}_i^r)/d\hat{x}_i^r, \dots, dg_N(\hat{x}_N^r)/d\hat{x}_N^r)^T$ ,  $dg_i(\hat{x}_i^r)/d\hat{x}_i^r = dg_i(f_i(\hat{x}_i^r))/df_i(\hat{x}_i^r) \cdot df_i(\hat{x}_i^r)/d\hat{x}_i^r$ , and  $O^f(g'_i(f_i(\hat{x}_i^r)), a^2) = (g'_1(f_1(\hat{x}_1^r)) \cdot O_1^f(a^2), \dots, g'_i(f_i(\hat{x}_i^r)) \cdot O_i^f(a^2), \dots, g'_N(f_N(\hat{x}_N^r)) \cdot O_N^f(a^2))^T$ .



At the equilibrium, we have  $g'(\hat{x}^{r*}) = -R_N^T p + 2m_1[\hat{x}^{\min} - \hat{x}^{r*}]^+ - 2m_2[\hat{x}^{r*} - \hat{x}^{\max}]^+$ . Then, we can obtain

$$\begin{aligned} \dot{V} &= \tilde{x}^{rT} \left( -g'(\hat{x}^r) + g'(\hat{x}^{r*}) - O^f(g'_i(f_i(\hat{x}_i^r)), a^2) \right. \\ &\quad \left. - 2m_1[\hat{x}^{\min} - \hat{x}^{r*}]^+ + 2m_2[\hat{x}^{r*} - \hat{x}^{\max}]^+ \right. \\ &\quad \left. + 2m_1([\hat{x}^{\min} - \hat{x}^r]^+ + O(\epsilon^2)) \right. \\ &\quad \left. - 2m_2([\hat{x}^r - \hat{x}^{\max}]^+ + O(\epsilon^2)) \right) \\ &= \tilde{x}^{rT} \left( -g'(\hat{x}^r) + g'(\hat{x}^{r*}) - O^f(g'_i(f_i(\hat{x}_i^r)), a^2) \right. \\ &\quad \left. - 2m_1[\hat{x}^{\min} - \hat{x}^{r*}]^+ + 2m_2[\hat{x}^{r*} - \hat{x}^{\max}]^+ \right. \\ &\quad \left. + 2m_1[\hat{x}^{\min} - \hat{x}^r]^+ - 2m_2[\hat{x}^r - \hat{x}^{\max}]^+ \right. \\ &\quad \left. + 2(m_1 - m_2)O(\epsilon^2) \right). \end{aligned} \quad (34)$$

Using the mean value theorem, we have

$$R_N g'(\hat{x}^r) - R_N g'(\hat{x}^{r*}) = g''(\hat{x}^m)^T \tilde{x}^r \quad (35)$$

where  $\hat{x}^m = (\hat{x}_1^m, \dots, \hat{x}_i^m, \dots, \hat{x}_N^m)^T$  such that  $\hat{x}_i^m \in [\hat{x}_i^r, \hat{x}_i^{r*}]$  or  $\hat{x}_i^m \in [\hat{x}_i^{r*}, \hat{x}_i^r]$  and  $g''(\hat{x}^r) = (dg'_1(\hat{x}_1^r)/d\hat{x}_1^r, \dots, dg'_i(\hat{x}_i^r)/d\hat{x}_i^r, \dots, dg'_N(\hat{x}_N^r)/d\hat{x}_N^r)^T$ .

Substituting (35) into (34) and combining with the lower bounds of  $g'_i(\hat{x}_i^r) = dg'_i(\hat{x}_i^r)/d\hat{x}_i^r$ , we can obtain that when  $\hat{x}^r < \hat{x}^{\min}$ , the derivative of the Lyapunov function can be bounded by

$$\begin{aligned} \dot{V} &\leq \tilde{x}^{rT} \left( -g'(\hat{x}^r) + g'(\hat{x}^{r*}) - O^f(g'_i(f_i(\hat{x}_i^r)), a^2) \right. \\ &\quad \left. - 2m_1\tilde{x}^r \right) + 2\tilde{x}^{rT} (m_1 - m_2)O(\epsilon^2) \\ &\leq -(\eta + 2m_1)\|\tilde{x}^r\|^2 - \tilde{x}^{rT} O^f(g'_i(f_i(\hat{x}_i^r)), a^2) \\ &\quad + 2\tilde{x}^{rT} (m_1 - m_2)O(\epsilon^2) \end{aligned} \quad (36)$$

where  $\eta = \{\eta_1, \eta_2, \dots, \eta_N\}$  is the lower bound of  $g''(\hat{x}^r)$ .

When  $\hat{x}^r > \hat{x}^{\max}$ , the derivative of the Lyapunov function can be bounded by

$$\begin{aligned} \dot{V} &\leq \tilde{l}^{rT} \left( -g'(\hat{x}^r) + g'(\hat{x}^{r*}) - O^f(g'_i(f_i(\hat{x}_i^r)), a^2) \right. \\ &\quad \left. - 2m_2\tilde{x}^r \right) + 2\tilde{x}^{rT} (m_1 - m_2)O(\epsilon^2) \\ &\leq -(\eta + 2m_2)\|\tilde{x}^r\|^2 - \tilde{x}^{rT} O^f(g'_i(f_i(\hat{x}_i^r)), a^2) \\ &\quad + 2\tilde{x}^{rT} (m_1 - m_2)O(\epsilon^2). \end{aligned} \quad (37)$$

When  $\hat{x}^{\min} \leq \hat{x}^r \leq \hat{x}^{\max}$ , the derivative of the Lyapunov function can be bounded by

$$\begin{aligned} \dot{V} &\leq \tilde{x}^{rT} \left( -g'(\hat{x}^r) + g'(\hat{x}^{r*}) - O^f(g'_i(f_i(\hat{x}_i^r)), a^2) \right. \\ &\quad \left. + 2\tilde{x}^{rT} (m_1 - m_2)O(\epsilon^2) \right) \\ &\leq -\eta\|\tilde{x}^r\|^2 - \tilde{x}^{rT} O^f(g'_i(f_i(\hat{x}_i^r)), a^2) \\ &\quad + 2\tilde{x}^{rT} (m_1 - m_2)O(\epsilon^2). \end{aligned} \quad (38)$$

Under the condition of  $\hat{x}^r < \hat{x}^{\min}$ , there exists a positive scalar  $\eta^*$  such that

$$\eta^* V = 2(\eta_1 + 2m_1)\omega_{\min}^x V \quad (39)$$

where  $\omega_{\min}^x = \min\{\omega_1^x, \dots, \omega_N^x\}$ . When  $\eta \in [0, \eta^*]$ , we have

$$\begin{aligned} \dot{V} &\leq -\eta V - \tilde{x}^{rT} O^f(g'_i(f_i(\hat{x}_i^r)), a^2) \\ &\quad + 2\tilde{x}^{rT} (m_1 - m_2)O(\epsilon^2). \end{aligned} \quad (40)$$

For sufficiently small  $a$ , there exists  $\mu$  such that  $\mu V^{(1/2)} \geq -\tilde{x}^{rT} O^f(g'_i(f_i(\hat{x}_i^r)), a^2) + 2\tilde{x}^{rT} (m_1 - m_2)O(\epsilon^2)$ , i.e.,  $\dot{V} \leq -\eta V + \mu V^{(1/2)}$ . Following the comparison principle in [21], we have:

$$\|W\| \leq e^{-\frac{\eta}{2}a} \|W(0)\| + \frac{2}{\eta} \mu \quad (41)$$

where  $W = \sqrt{V}$ . If  $\tilde{z}^r = (\tilde{x}_1^r, \dots, \tilde{x}_N^r)^T$ , then we obtain

$$\|\tilde{z}^r\| \leq \sqrt{2\omega_{\max}} \|W\| \leq \sqrt{2\omega_{\max}} \left( e^{-\frac{\eta}{2}a} \|W(0)\| + \frac{2}{\eta} \mu \right) \quad (42)$$

where  $\omega_{\max} = \max\{\omega_1^x, \dots, \omega_N^x\}$ . Similar to  $\hat{x}^r < \hat{x}^{\min}$ , when  $\hat{x}^r > \hat{x}^{\max}$  or  $\hat{x}^{\min} \leq \hat{x}^r \leq \hat{x}^{\max}$ , we can also have the above conclusions. Thus, the reduced system (31) is SPA stable, uniformly in  $(a, \epsilon)$ . The upper bound of  $a$  and  $\epsilon$  can be determined by  $\mu V^{(1/2)} \geq -\tilde{x}^{rT} O^f(g'_i(f_i(\hat{x}_i^r)), a^2) + 2\tilde{x}^{rT} (m_1 - m_2)O(\epsilon^2)$ , which can be transformed to

$$k\mu \geq \mu O(a^2) + 2(m_1 - m_2)O(\epsilon^2) \quad (43)$$

where  $k = (k_1, k_2, \dots, k_N)$ ,  $\mu = \{\mu_1, \mu_2, \dots, \mu_N\}$ , and  $\mu_i = \max_{f_i(\hat{x}_i^r)} g'_i(f_i(\hat{x}_i^r))$ . Define the boundary system as  $e_i^x = \zeta_i^A - 2/af_i^A$  for  $i = 1, \dots, N$ . According to (30), the boundary system is globally asymptotically stable. Combining with the SPA stability of the reduced system and [22, Lemma 2], the average systems (25) and (26) are SPA stable, uniformly in  $(a, \epsilon, \delta)$  in  $\tau$ -time scale. Following [22, Lemma 1], the original systems (6) and (7) are SPA stable, uniformly in  $(a, \epsilon, \delta)$ .

## APPENDIX B PROOF OF THEOREM 2

*Proof:* The systems (14)–(16) are the standard singular perturbation forms with fast dynamics  $dy_i/dt = \gamma_i s_i(\hat{x}_i + a \sin(\omega t), \hat{y}_i)$  when  $\epsilon$  is small. ‘‘Freezing’’ the dynamics (16) at the equilibrium  $y_i = f_i(x_i + a \sin(\omega t))$ , we obtain the reduced systems (6) and (7), which are proved to be SPA stable, uniformly in  $(a, \epsilon, \delta)$ , in Theorem 1. Following Assumption 2, the boundary system of (14)–(16) is globally asymptotically stable, and we conclude that the systems (14)–(16) are SPA stable, uniformly in  $(a, \epsilon, \delta, \zeta)$ .

## REFERENCES

- [1] A. Basit, G. A. S. Sidhu, A. Mahmood, and F. Gao, ‘‘Efficient and autonomous energy management techniques for the future smart homes,’’ *IEEE Trans. Smart Grid*, vol. 8, no. 2, pp. 917–926, Mar. 2017.
- [2] G. Wen, G. Hu, J. Hu, X. Shi, and G. Chen, ‘‘Frequency regulation of source-grid-load systems: A compound control strategy,’’ *IEEE Trans. Ind. Informat.*, vol. 12, no. 1, pp. 69–78, Feb. 2016.
- [3] G. Wen, X. Yu, Z.-W. Liu, and W. Yu, ‘‘Adaptive consensus-based robust strategy for economic dispatch of smart grids subject to communication uncertainties,’’ *IEEE Trans. Ind. Informat.*, vol. 14, no. 6, pp. 2484–2496, Jun. 2018.
- [4] X. Guo, Y. Yong, and Z. Xue, ‘‘Advanced control of grid-connected current source converter under unbalanced grid voltage conditions,’’ *IEEE Trans. Ind. Electron.*, vol. 65, no. 12, pp. 9225–9233, Dec. 2018.
- [5] K. Ma, G. Hu, and C. J. Spanos, ‘‘Distributed energy consumption control via real-time pricing feedback in smart grid,’’ *IEEE Trans. Control Syst. Technol.*, vol. 22, no. 5, pp. 1907–1914, Sep. 2014.
- [6] K. Ma, C. Wang, J. Yang, C. Hua, and X. Guan, ‘‘Pricing mechanism with noncooperative game and revenue sharing contract in electricity market,’’ *IEEE Trans. Cybern.*, vol. 49, no. 1, pp. 97–106, Jan. 2019.

- [7] Z. M. Fadlullah, D. M. Quan, N. Kato, and I. Stojmenovic, "GTES: An optimized game-theoretic demand-side management scheme for smart grid," *IEEE Syst. J.*, vol. 8, no. 2, pp. 588–597, Jun. 2014.
- [8] N. H. Tran, D. H. Tran, S. Ren, Z. Han, E.-N. Huh, and C. S. Hong, "How geo-distributed data centers do demand response: A game-theoretic approach," *IEEE Trans. Smart Grid*, vol. 7, no. 2, pp. 937–947, Mar. 2016.
- [9] K. Ma, G. Hu, and C. J. Spanos, "A cooperative demand response scheme using punishment mechanism and application to industrial refrigerated warehouses," *IEEE Trans. Ind. Informat.*, vol. 11, no. 6, pp. 1520–1531, Dec. 2015.
- [10] M. Roozbehani, M. A. Dahleh, and S. K. Mitter, "Volatility of power grids under real-time pricing," *IEEE Trans. Power Syst.*, vol. 27, no. 4, pp. 1926–1940, Nov. 2012.
- [11] K. Ma, G. Hu, and C. J. Spanos, "Energy management considering load operations and forecast errors with application to HVAC systems," *IEEE Trans. Smart Grid*, vol. 9, no. 2, pp. 605–614, Mar. 2018.
- [12] K. Ma, Y. Yu, B. Yang, and J. Yang, "Demand-side energy management considering price oscillations for residential building heating and ventilation systems," *IEEE Trans. Ind. Informat.*, to be published.
- [13] N. Radhakrishnan, Y. Su, R. Su, and K. Poolla, "Token based scheduling for energy management in building HVAC systems," *Appl. Energy*, vol. 173, pp. 67–79, Jul. 2016.
- [14] N. Alibabaei, A. S. Fung, K. Raahemifar, and A. Moghimi, "Effects of intelligent strategy planning models on residential HVAC system energy demand and cost during the heating and cooling seasons," *Appl. Energy*, vol. 185, pp. 29–43, Jan. 2017.
- [15] K. Ma, X. Liu, G. Li, S. Hu, J. Yang, and X. Guan, "Resource allocation for smart grid communication based on a multi-swarm artificial bee colony algorithm with cooperative learning," *Eng. Appl. Artif. Intell.*, vol. 81, pp. 29–36, May 2019.
- [16] K. Ma, S. Hu, J. Yang, X. Xu, and X. Guan, "Appliances scheduling via cooperative multi-swarm PSO under day-ahead prices and photovoltaic generation," *Appl. Soft Comput.*, vol. 62, pp. 504–513, Jan. 2018.
- [17] B. Keating and A. Alleyne, "Time-varying Newton based extremum seeking for optimization of vapor compression systems," in *Proc. Amer. Control Conf.*, Seattle, WA, USA, May 2017, pp. 31–36.
- [18] T. R. Oliveira, N. O. Aminde, and L. Hsu, "Monitoring function based extremum seeking control for uncertain relative degrees with light source seeking experiments," in *Proc. 53rd IEEE Conf. Decis. Control*, Los Angeles, CA, USA, Dec. 2014, pp. 3456–3462.
- [19] M. Krstić, "Performance improvement and limitations in extremum seeking control," *Syst. Control Lett.*, vol. 39, no. 5, pp. 313–326, Apr. 2000.
- [20] M. Krstić and H.-H. Wang, "Stability of extremum seeking feedback for general nonlinear dynamic systems," *Automatica*, vol. 36, no. 4, pp. 595–601, Apr. 2000.
- [21] H. K. Khalil, *Nonlinear Systems*, 3rd ed. Upper Saddle River, NJ, USA: Prentice-Hall, 2002.
- [22] Y. Tan, D. Nešić, and I. Mareels, "On non-local stability properties of extremum seeking control," *Automatica*, vol. 42, pp. 889–903, Jun. 2006.
- [23] X. Li, Y. Li, and J. E. Seem, "Maximum power point tracking for photovoltaic system using adaptive extremum seeking control," *IEEE Trans. Control Syst. Technol.*, vol. 21, no. 6, pp. 2315–2322, Nov. 2013.
- [24] M. Ye and G. Hu, "Distributed extremum seeking for constrained networked optimization and its application to energy consumption control in smart grid," *IEEE Trans. Control Syst. Technol.*, vol. 24, no. 6, pp. 2048–2058, Nov. 2016.
- [25] P. Frihauf, M. Krstic, and T. Basar, "Nash equilibrium seeking in noncooperative games," *IEEE Trans. Autom. Control*, vol. 57, no. 5, pp. 1192–1207, May 2012.
- [26] J. Poveda and N. Quijano, "Distributed extremum seeking for real-time resource allocation," in *Proc. Amer. Control Conf.*, Washington, DC, USA, Jun. 2013, pp. 2772–2777.
- [27] M. S. Bazaraa, H. D. Sherali, and C. M. Shetty, *Nonlinear Programming: Theory and Algorithms*. New York, NY, USA: Academic, 1979.
- [28] K. Ma, X. Liu, Z. Liu, C. Chen, H. Liang, and X. Guan, "Cooperative relaying strategies for smart grid communications: Bargaining models and solutions," *IEEE Internet Things J.*, vol. 4, no. 6, pp. 2315–2325, Dec. 2017.
- [29] K. Ma, P. Liu, J. Yang, X. Liu, and C. Dou, "Spectrum allocation and power optimization for demand-side cooperative and cognitive communications in smart grid," *IEEE Trans. Ind. Informat.*, vol. 15, no. 3, pp. 1830–1839, Mar. 2019.
- [30] S. I.-U.-H. Gilani, M. H. Khan, and M. Ali, "Revisiting Fanger's thermal comfort model using mean blood pressure as a bio-marker: An experimental investigation," *Appl. Therm. Eng.*, vol. 109, pp. 35–43, Oct. 2016.
- [31] Y. Tan, Y. Li, and I. M. Y. Mareels, "Extremum seeking for constrained inputs," *IEEE Trans. Autom. Control*, vol. 58, no. 9, pp. 2405–2410, Sep. 2013.