



**AALBORG UNIVERSITY**  
DENMARK

**Aalborg Universitet**

## **Thermal properties of building materials - Review and database**

Johra, Hicham

*DOI (link to publication from Publisher):*  
[10.54337/aau456230861](https://doi.org/10.54337/aau456230861)

*Creative Commons License*  
CC BY-SA 4.0

*Publication date:*  
2021

*Document Version*  
Publisher's PDF, also known as Version of record

[Link to publication from Aalborg University](#)

*Citation for published version (APA):*

Johra, H. (2021). *Thermal properties of building materials - Review and database*. Department of the Built Environment, Aalborg University. DCE Technical Reports No. 289 <https://doi.org/10.54337/aau456230861>

### **General rights**

Copyright and moral rights for the publications made accessible in the public portal are retained by the authors and/or other copyright owners and it is a condition of accessing publications that users recognise and abide by the legal requirements associated with these rights.

- Users may download and print one copy of any publication from the public portal for the purpose of private study or research.
- You may not further distribute the material or use it for any profit-making activity or commercial gain
- You may freely distribute the URL identifying the publication in the public portal -

### **Take down policy**

If you believe that this document breaches copyright please contact us at [vbn@aub.aau.dk](mailto:vbn@aub.aau.dk) providing details, and we will remove access to the work immediately and investigate your claim.



**DEPARTMENT OF THE BUILT ENVIRONMENT**  
AALBORG UNIVERSITY

# **Thermal Properties of Building Materials - Review and Database**

**Hicham Johra**





Aalborg University  
Department of the Built Environment  
Division of Sustainability, Energy & Indoor Environment

**Technical Report No. 289**

**Thermal Properties of  
Building Materials -  
Review and Database**

by

Hicham Johra

October 2021

© Aalborg University

## Scientific Publications at the Department of the Built Environment

**Technical Reports** are published for timely dissemination of research results and scientific work carried out at the Department of the Built Environment at Aalborg University. This medium allows publication of more detailed explanations and results than typically allowed in scientific journals.

**Technical Memoranda** are produced to enable the preliminary dissemination of scientific work by the personnel of the Department of the Built Environment where such release is deemed to be appropriate. Documents of this kind may be incomplete or temporary versions of papers—or part of continuing work. This should be kept in mind when references are given to publications of this kind.

**Contract Reports** are produced to report scientific work carried out under contract. Publications of this kind contain confidential matter and are reserved for the sponsors and the Department of the Built Environment. Therefore, Contract Reports are generally not available for public circulation.

**Lecture Notes** contain material produced by the lecturers at the Department of the Built Environment for educational purposes. This may be scientific notes, lecture books, example problems or manuals for laboratory work, or computer programs developed at the Department of the Built Environment.

**Theses** are monographs or collections of papers published to report the scientific work carried out at the Department of the Built Environment to obtain a degree as either PhD or Doctor of Technology. The thesis is publicly available after the defence of the degree.

**Latest News** is published to enable rapid communication of information about scientific work carried out at the Department of the Built Environment. This includes the status of research projects, developments in the laboratories, information about collaborative work and recent research results.

Published 2021 by  
Aalborg University  
Department of the Built Environment  
Thomas Manns Vej 23  
DK-9220 Aalborg Ø, Denmark

Printed in Aalborg at Aalborg University

ISSN 1901-726X  
Technical Report No. 289

## Table of Contents

1. Foreword .....	6
2. Introduction.....	7
3. Density Dependency of Many Building Material Properties.....	8
4. Overview of Building Material Properties .....	9
4.1. Density.....	9
4.2. Thermal Conductivity .....	10
4.3. Specific Heat Capacity .....	15
4.4. Volumetric Heat Capacity.....	17
4.5. Thermal Diffusivity .....	19
4.6. Effective Gas Permeability.....	21
5. Thermo-Physical Material Properties of the Indoor Content and Furniture Elements.....	22
References .....	23

## 1. Foreword

The aim of this technical report is to present and give an overview of a dataset collecting the main thermo-physical properties of various common construction and building materials used in the built environment and composing elements of buildings and infrastructures. In addition, suggestions and recommendations are made for the thermo-physical properties of the materials composing the indoor content and furniture elements present in the built environment [1][2]. This dataset and technical report are extensions of previous data collection presented in [3].

This dataset contains around 2100 different material lines. Some materials may have multiple entries with variations in the estimates of the thermo-physical properties. These variations between the different sources emphasize the difficulty to accurately determine the thermo-physical properties of building materials. In addition, these thermo-physical properties can vary significantly with temperature and humidity. For some material entries, only a part of the thermo-physical properties are indicated in the source and therefore compiled in this database.

The data has been aggregated from more than 100 different sources (scientific reports, scientific publications, technical documentation, online databases). It also includes measurement results from experimental investigations carried out at the Laboratory of Building Material Characterization (<https://buildingmaterials.civil.aau.dk/>) of Aalborg University (Denmark), Department of the Built Environment (<https://www.en.build.aau.dk/>).

Although it is relatively simple to find information about the density and thermal conductivity of many materials, the specific heat capacity, volumetric heat capacity, thermal diffusivity, relative gas diffusivity and effective gas permeability are much harder to find out. In addition, many materials in a given category are stated with generic round numbers for the specific heat capacity. This indicates that these data points are not accurately measured for a specific material but rather estimated for a whole category of materials (e.g., most of the woods are stated to have a specific heat capacity of exactly 1200 or 1600 J/kg.K).

The dataset can be found as an Excel sheet in the appendix of this report on <https://vbn.aau.dk/>.

One can also visualize the data with interactive figures on this website: <https://therm-properties-build-mat.herokuapp.com/>

## 2. Introduction

In thermodynamics and building physics, a good knowledge of the main material properties that play a major role in the heat, air and mass (HAM) transports is crucial to conduct proper design, sizing and simulations, and verify experimental measurements.

In this dataset, 7 material properties are collected:

- Density [ $\text{kg/m}^3$ ]
- Thermal conductivity [ $\text{W/m.K}$ ]
- Specific heat capacity [ $\text{J/kg.K}$ ]
- Volumetric heat capacity [ $\text{kJ/m}^3.\text{K}$ ]
- Thermal diffusivity [ $\text{mm}^2/\text{s}$ ]
- Relative gas diffusivity [-]
- Effective gas permeability [ $\text{m}^2$ ]

The dataset focuses on building materials used in the built environment and composing construction elements of buildings and infrastructures. The data entries are grouped into 17 distinct material categories:

- Insulating vacuum panel (although not being a material category per se)
- Aerogel
- Bio-based insulation
- Mineral insulation
- Polymer insulation
- Cellular glass/mineral
- Textile
- Paper / cardboard
- Wood
- Plastic/polymer
- Plaster
- Ceramic
- Structural material
- Natural stone
- Soil
- Metal
- Carbon structure
- Fiber/particle composite

Except if stated otherwise in the name of the material, the reported properties of the materials are assumed to be for ambient (room) temperature ( $10\text{ }^\circ\text{C} - 40\text{ }^\circ\text{C}$ ), with normal conditions of pressure (atmospheric pressure) and relative humidity of around 50%. One should keep in mind that the thermo-physical properties of materials (especially porous materials) can be highly dependent on temperature and humidity.



### 3. Density Dependency of Many Building Material Properties

Many building materials are porous to some extent, meaning that they contain a certain fraction of pores that can be filled with dry or humid air (or other gases) or liquid water. The fraction of pores relative to the solid phase of the material and whether these pores are filled with dry air, humid air or liquid water can thus largely influence the density of the material but also its thermal conductivity, volumetric heat capacity, thermal diffusivity, relative gas diffusivity and effective gas permeability.

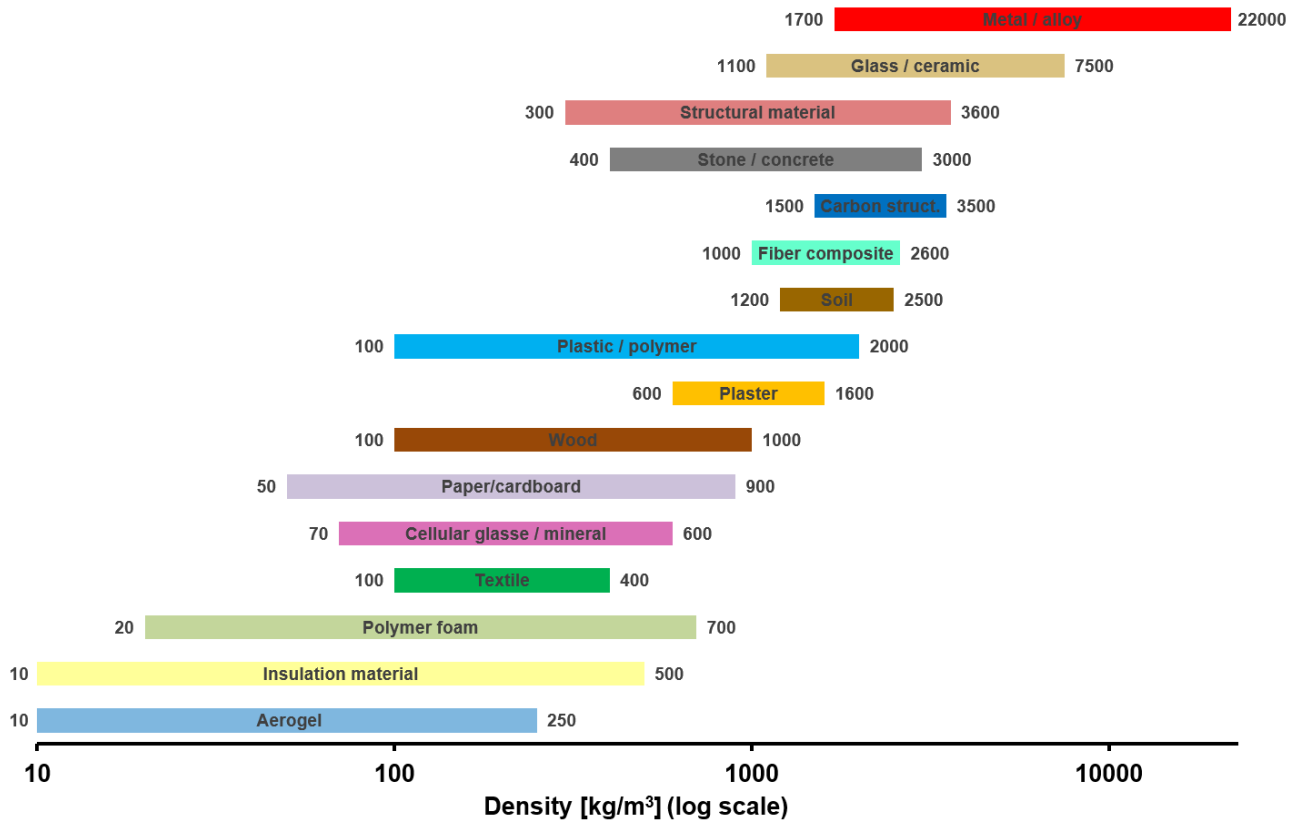
There is a strong correlation between the density and thermal properties of porous materials such as thermal conductivity (bulk metals and ceramics are not porous and thus do not present such a trend). The thermal conductivity of porous building materials is mainly determined by the solid phase fraction/porosity (and thus density), and the air and water content of these pores. Higher porosity materials (lower density) with air-filled cavities have fewer and smaller solid-phase bridges that conduct heat better than air/gas, and many air/gas-filled cavities with low thermal conductivity. This drives the overall effective thermal conductivity of the porous material down. If the conductive solid-phase fraction is larger, the density and the thermal conductivity tend to increase. If the cavities of the materials are filled with liquid water, the overall humidity content of the material increases together with its density (because liquid water is much denser than air/gas) and its thermal conductivity (because liquid water is much more conductive than air/gas and forms highly conductive bonds/bridges within the solid-phase matrix of the porous material). One can thus observe that, in general, building materials with a high density have larger thermal conductivity than building materials with a lower density (some exceptions are discussed in this report).

Because of this general correlation between density and other material properties, the data is presented in this report as a series of figures showing a given material property as a function of the density. However, one can note that the correlations between the density and the other material properties are not always positive, linear and/or monotonic. Although much weaker, these correlations can hold when looking at the overall dataset, but can change significantly or disappear when looking at the data points within a specific material category: e.g., the correlation between density and thermal conductivity is negative for ceramics and very weak but negative for metals.

## 4. Overview of Building Material Properties

### 4.1. Density

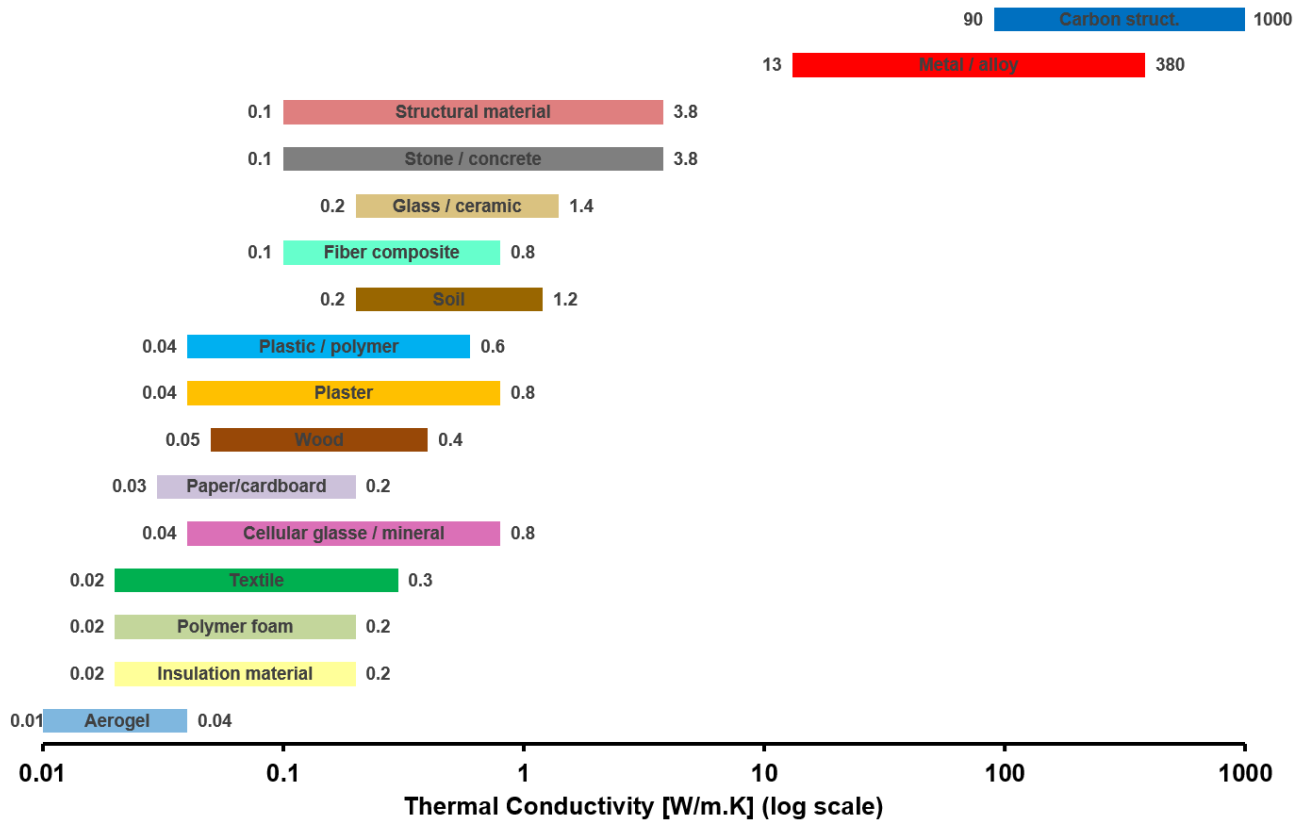
One can see in *Figure 1* that the density of building materials spans over a very wide range of several orders of magnitude. However, the figure provides information about the range of possible density for each material category.



**Figure 1:** Density of building materials (log scale).

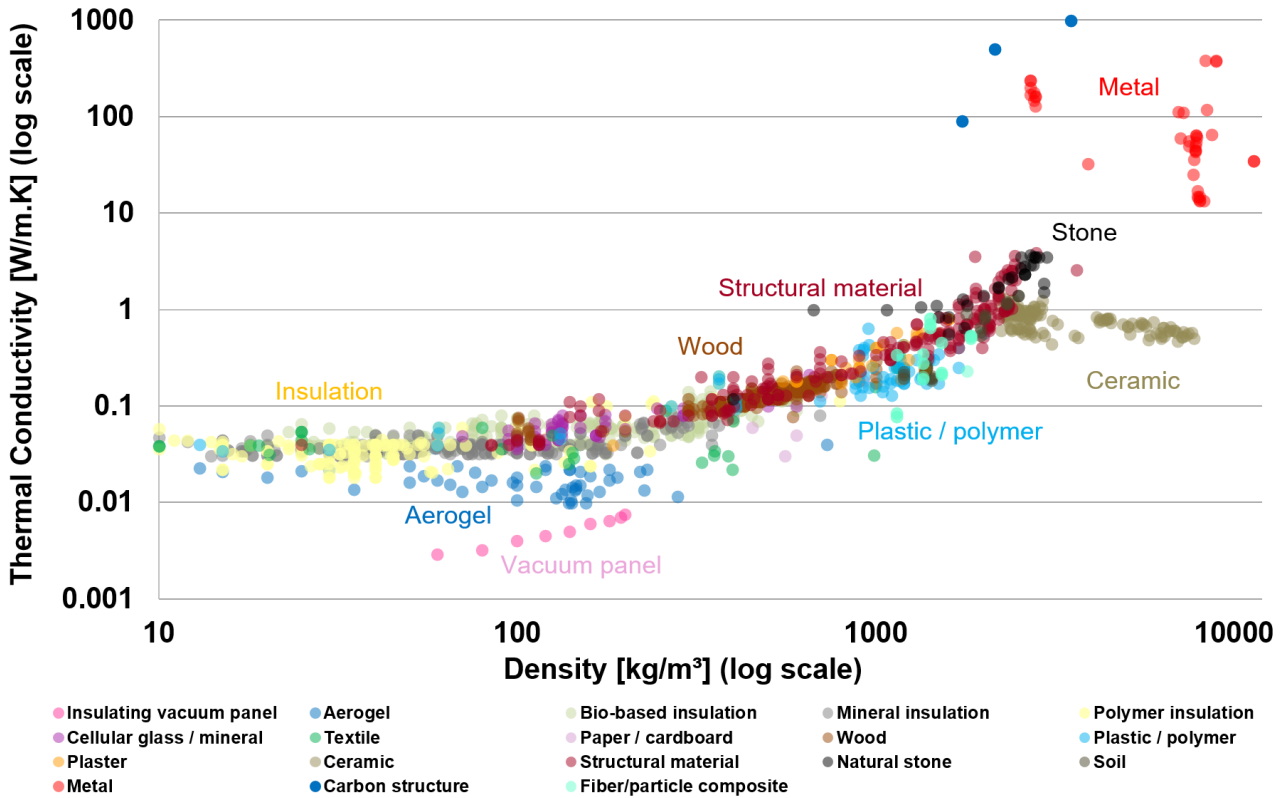
## 4.2. Thermal Conductivity

One can see in *Figure 2* that the thermal conductivity of building materials spans over a very wide range of several orders of magnitude. However, the figure provides information about the range of possible thermal conductivity for each material category.



**Figure 2:** Thermal conductivity of building materials (log scale).

As illustrated in *Figure 3, Figure 4, Figure 5, Figure 6 and Figure 7*, there is a clear positive correlation between material density and thermal conductivity, especially for building materials with a density below 3000 kg/m<sup>3</sup>. However, this correlation is negative for the ceramics and glass materials, and very weak for metals. This can be explained by the fact that these material categories are not porous materials and their thermal properties are driven by different phenomena than that of porous material categories.



**Figure 3:** Thermal conductivity as a function of density for building materials (log-log scale).

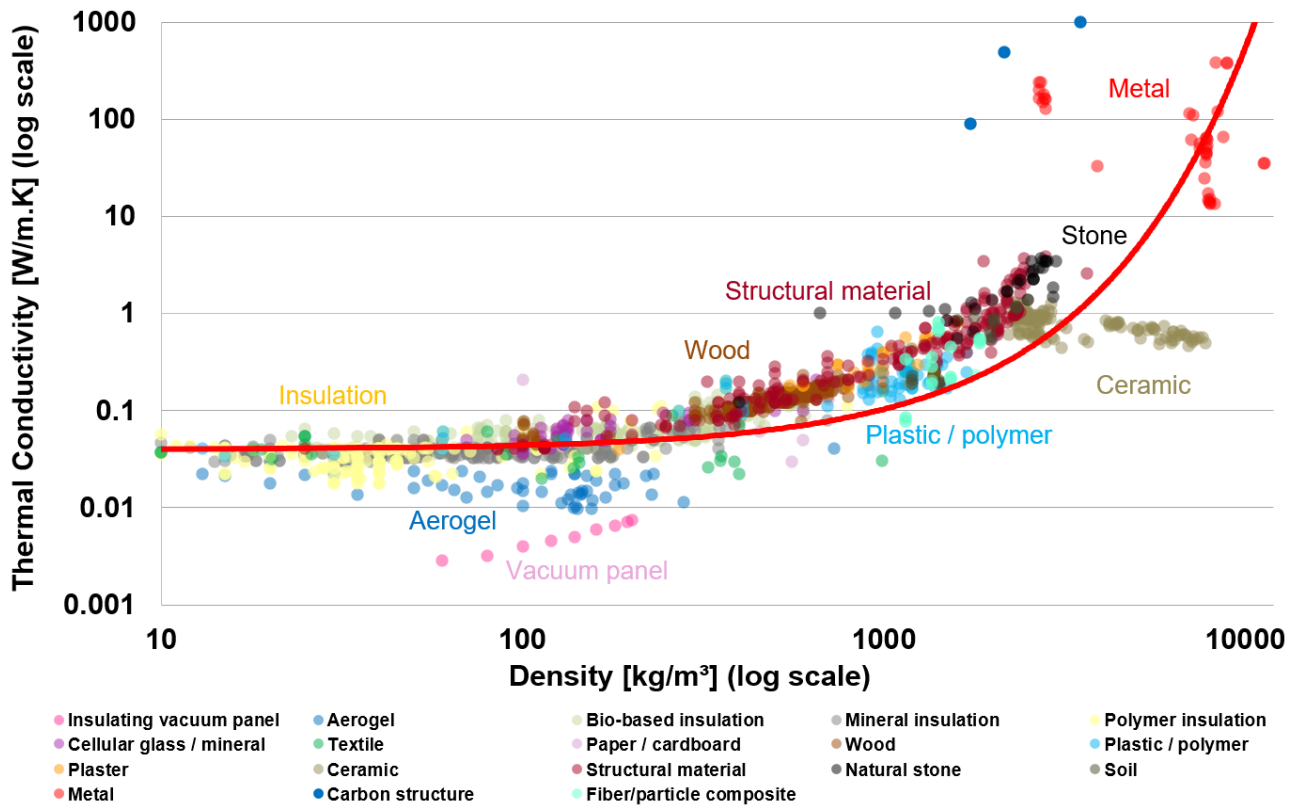


Figure 4: Thermal conductivity as a function of density for building materials (log-log scale).

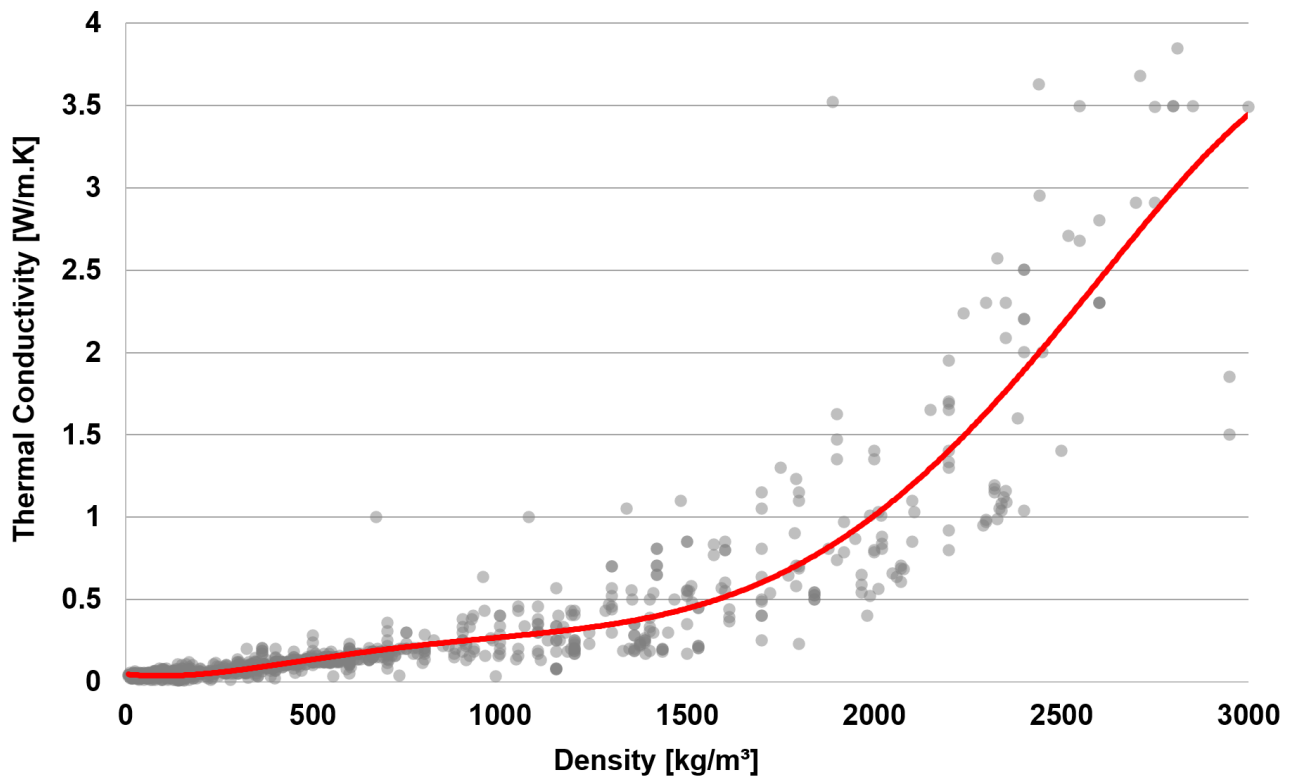
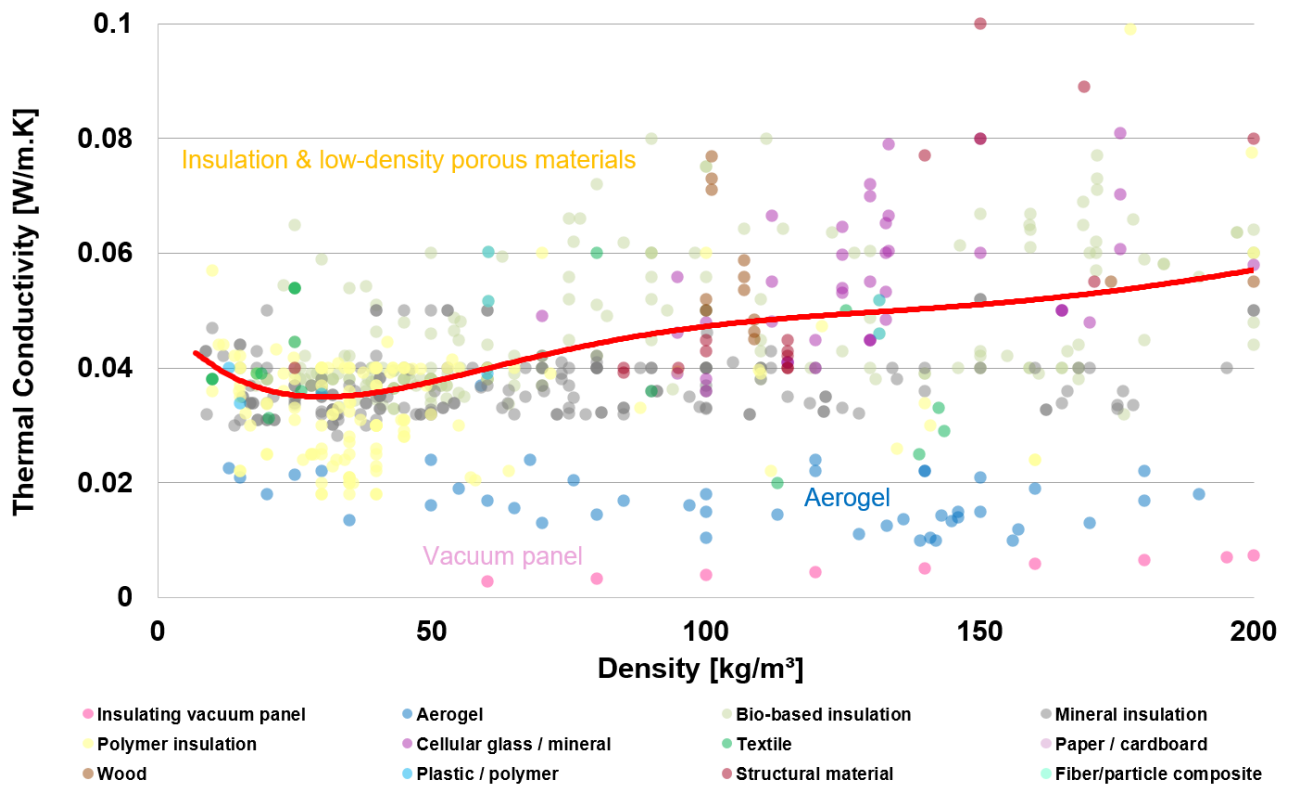
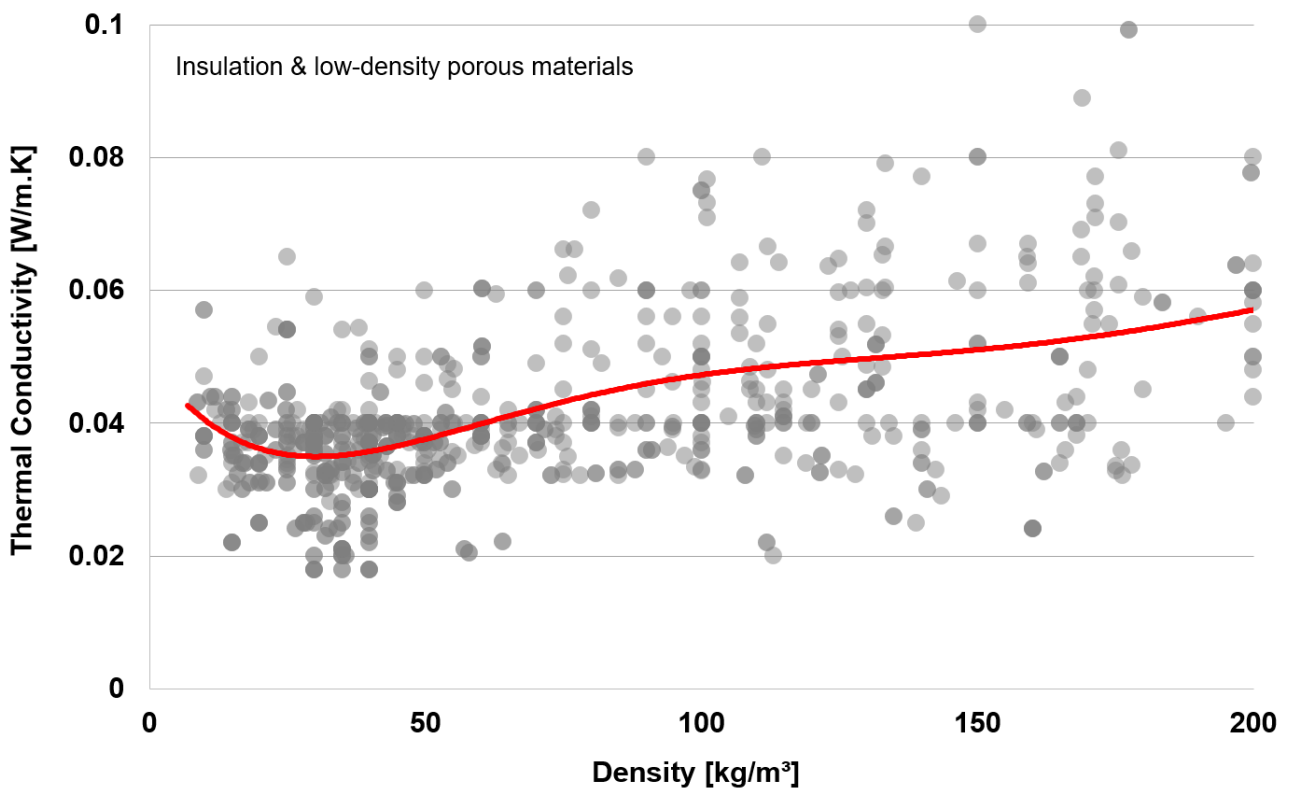


Figure 5: Thermal conductivity as a function of density for building materials with a density below 3000 kg/m³.



**Figure 6:** Thermal conductivity as a function of density for low-density building materials.

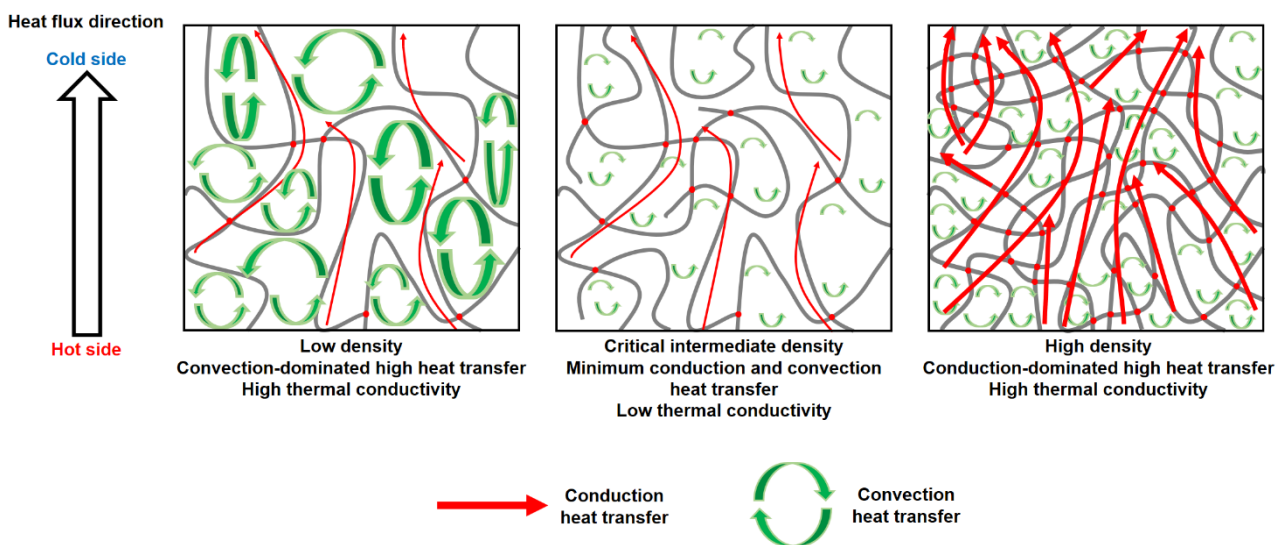


**Figure 7:** Thermal conductivity as a function of density for low-density building materials (excluding aerogels and insulating vacuum panels).

One can see in *Figure 6* and *Figure 7* that for insulation porous materials (excluding aerogels and vacuum panels) there is an optimum density (around 30 - 50 kg/m<sup>3</sup>) for which the thermal conductivity tends to be minimum. For a density lower than 30 - 50 kg/m<sup>3</sup>, the thermal conductivity tends to increase slightly with decreasing density.

This negative correlation between density and thermal conductivity below a critical point can be explained as follows:

- Above the critical point (higher density) the overall heat transfer driving the effective thermal conductivity of the porous material is conduction through the solid phase. Therefore, the lower is the density, the more air-filled cavities are present in the material and thus the fewer solid-solid conductive bridges exist (*Figure 8* right side).
- Below the critical point (lower density) although decreasing density reduces the number and size of the solid-solid conductive bridges, the air-filled cavities are getting larger. Above a certain size, convection becomes significant in those air-filled cavities, which drives the effective thermal conductivity of the porous material up (*Figure 8* left side).

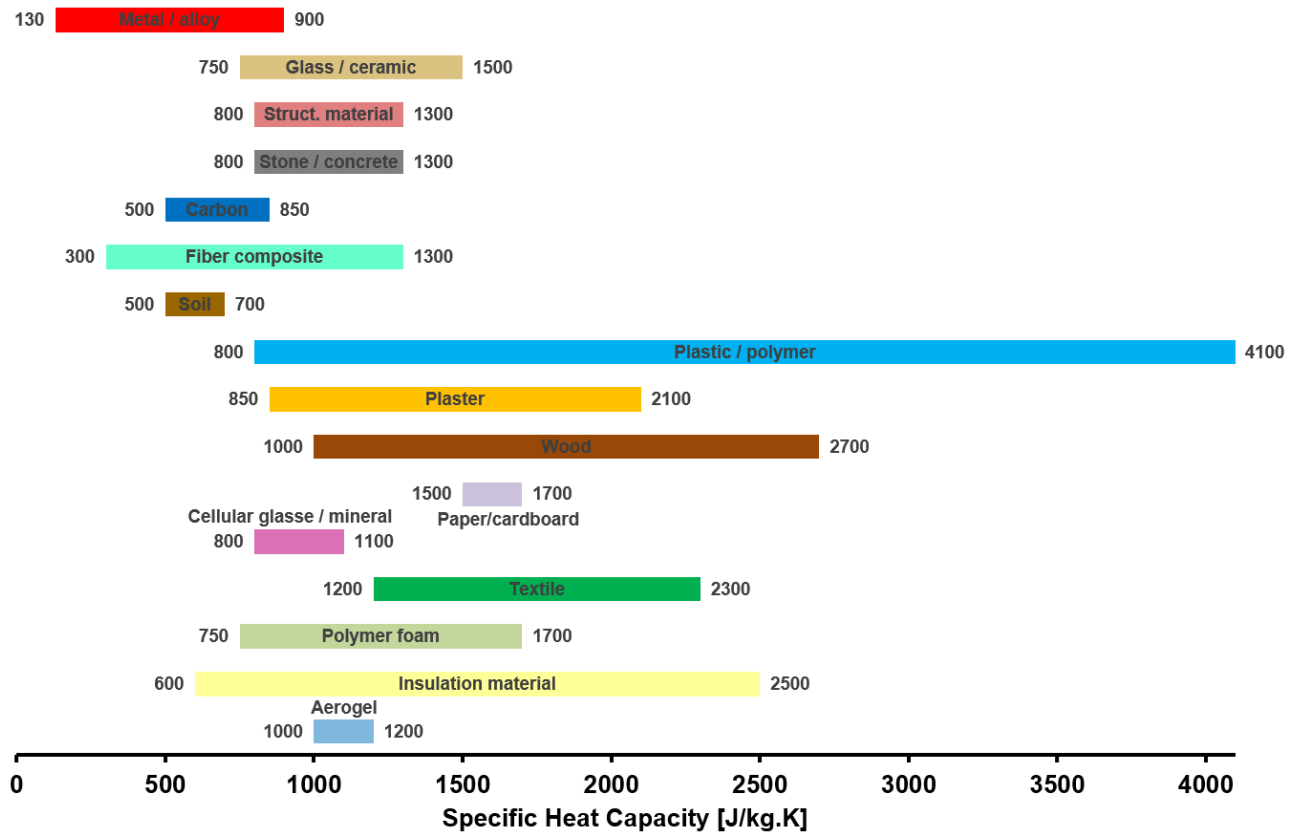


**Figure 8:** Different heat transfer modes driving the effective thermal conductivity of porous insulation materials around the critical compactness density point [38].

The trend described above is, however, not applicable to aerogels. Aerogels have extremely high porosity and thus low density but also present ultra-low thermal conductivity (down to 0.01 W/m.K). Nevertheless, aerogels alone are fairly brittle and expensive and require to be incorporated into other tougher materials to ensure certain durability for building applications.

### 4.3. Specific Heat Capacity

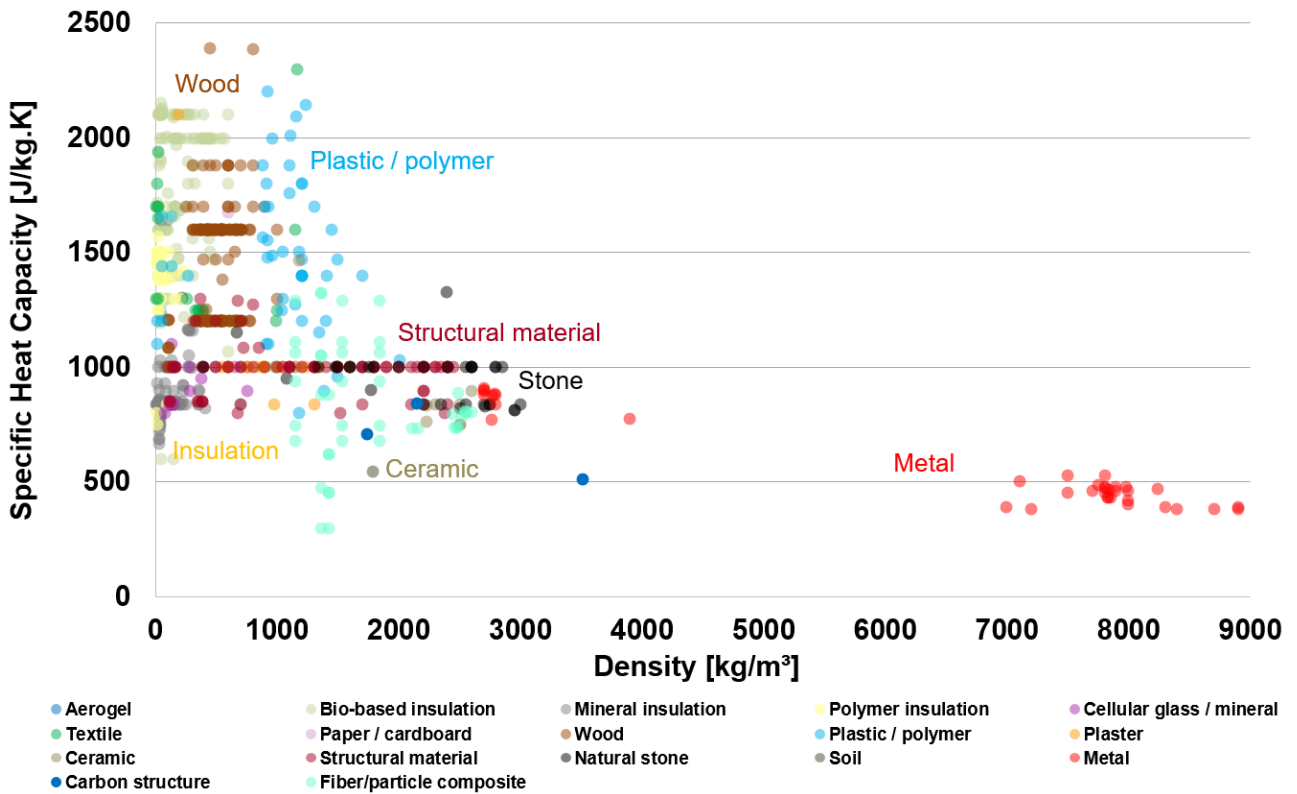
One can see in *Figure 9* that the specific heat capacity of building materials is often within the 300 – 2500 J/kg.K range. The figure provides information about the range of possible specific heat capacity for each material category.



*Figure 9: Specific heat capacity of building materials.*



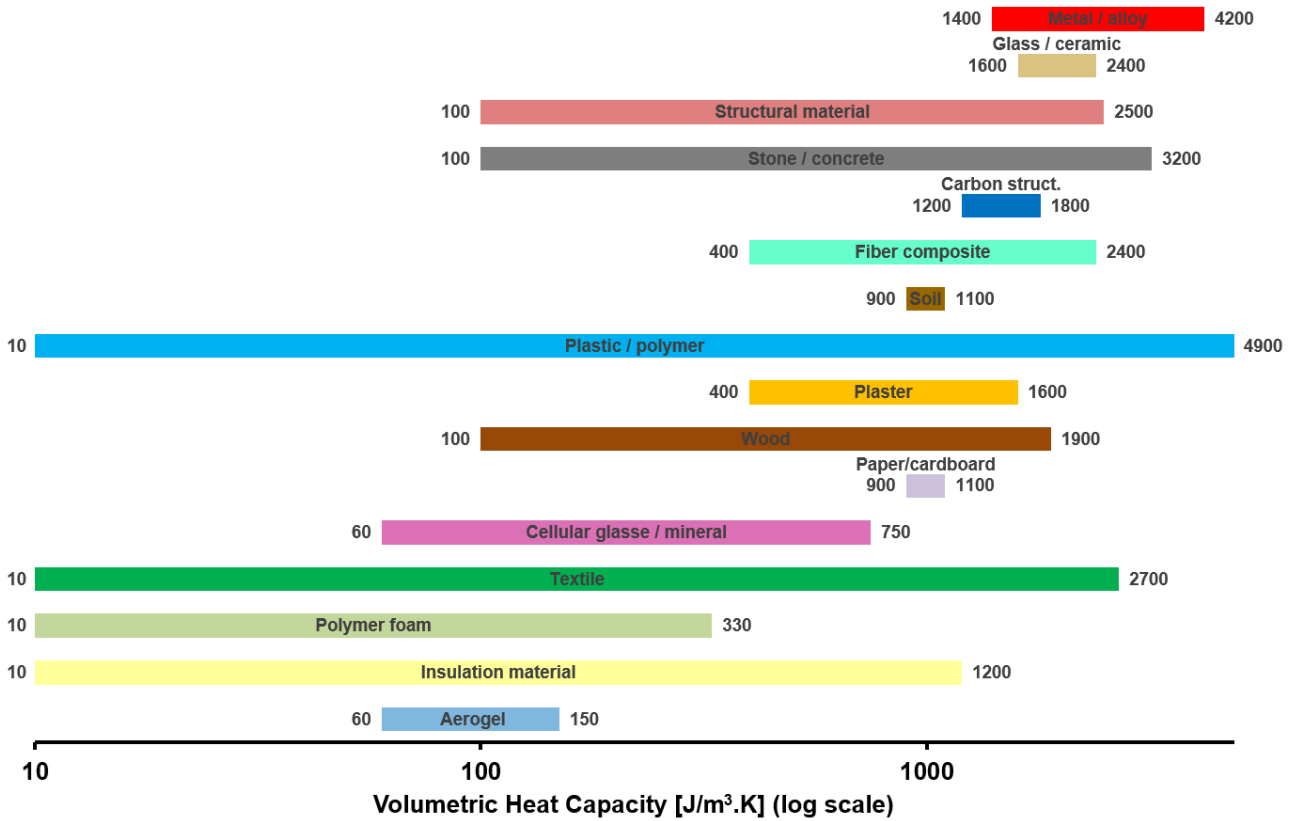
One can see in *Figure 10* that there is no strong correlation between the density and the specific heat capacity of common building materials.



*Figure 10: Specific heat capacity as a function of density for building materials.*

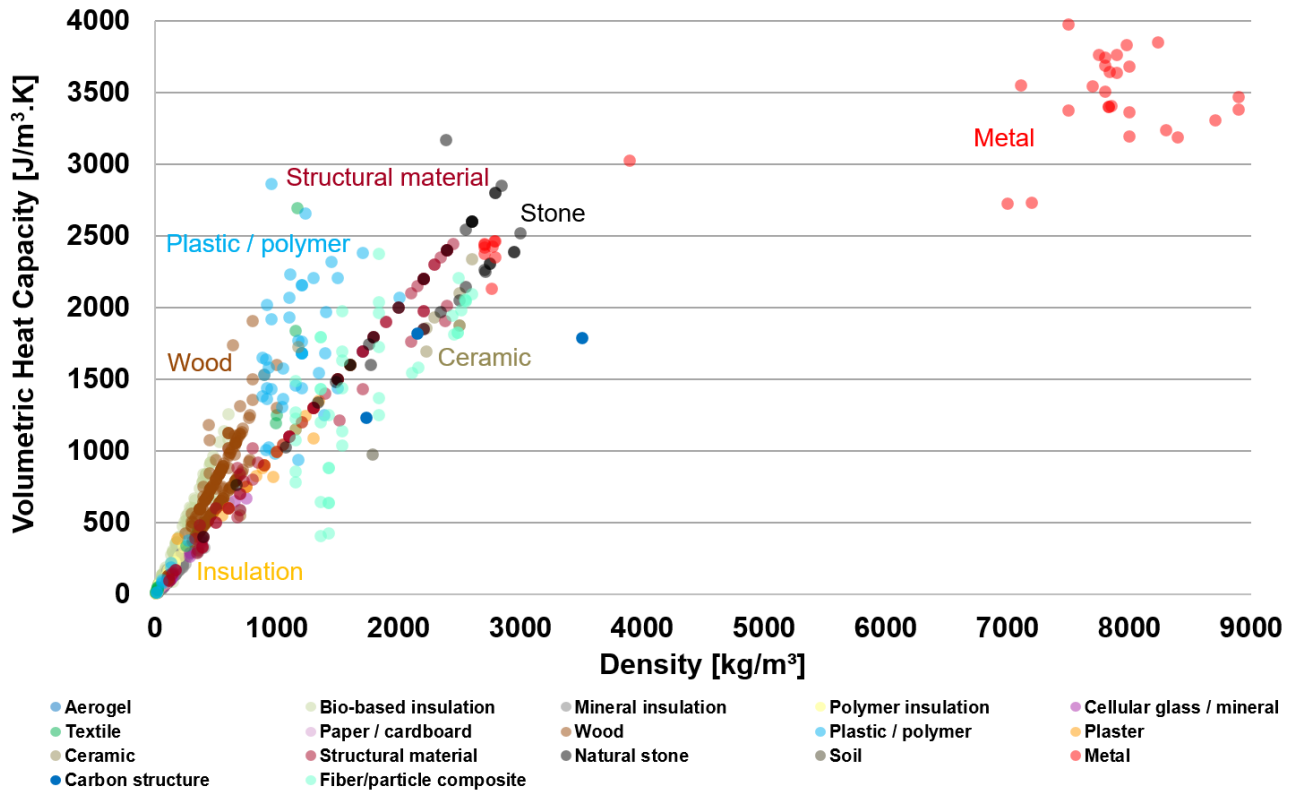
#### 4.4. Volumetric Heat Capacity

Similarly to the density, one can see in *Figure 11* that the volumetric heat capacity of building materials spans over a very wide range of several orders of magnitude. However, the figure provides information about the range of possible volumetric heat capacity for each material category.



**Figure 11:** Volumetric heat capacity of building materials (log scale).

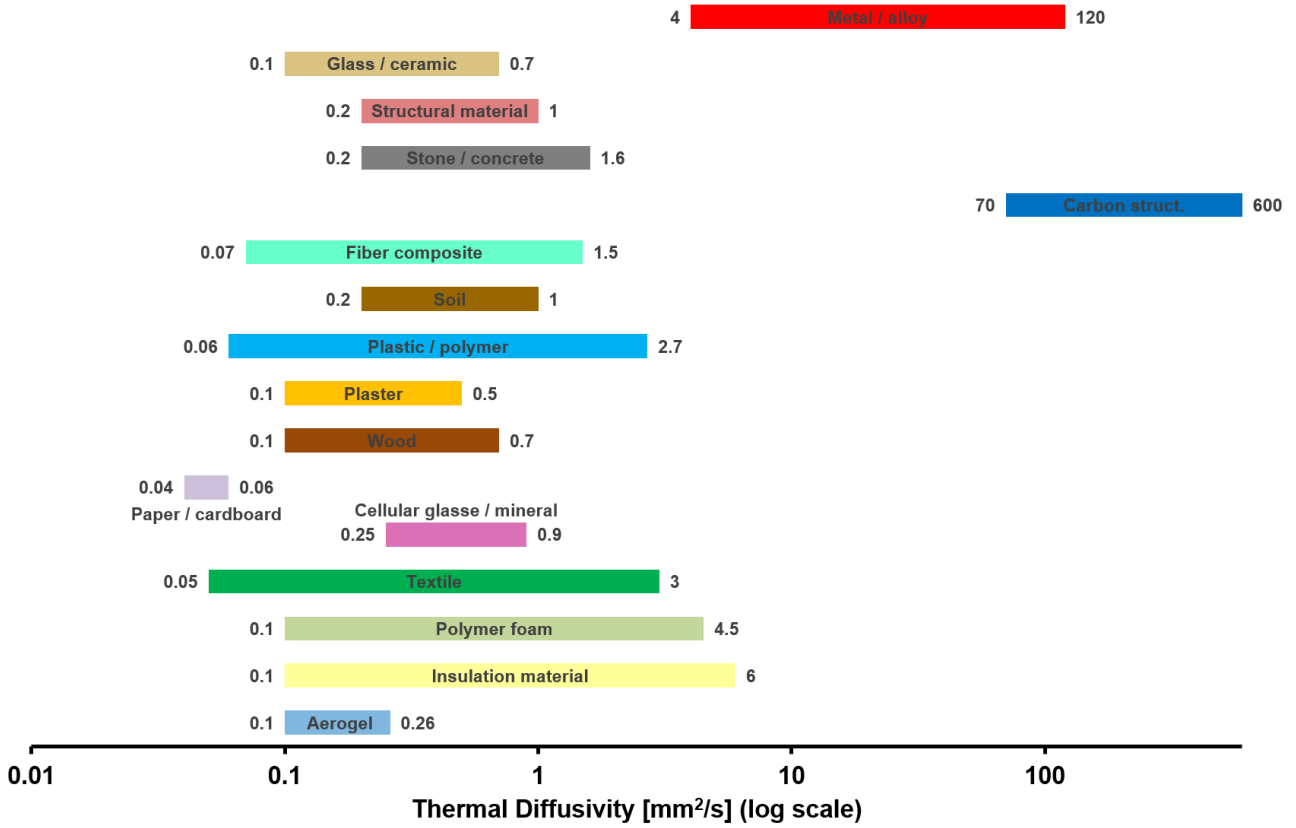
One can see in *Figure 12* that there is a strong correlation between the density and the volumetric heat capacity of common building materials, which can easily be explained because volumetric heat capacity is directly proportional to density (and specific heat capacity).



*Figure 12: Volumetric heat capacity as a function of density for building materials.*

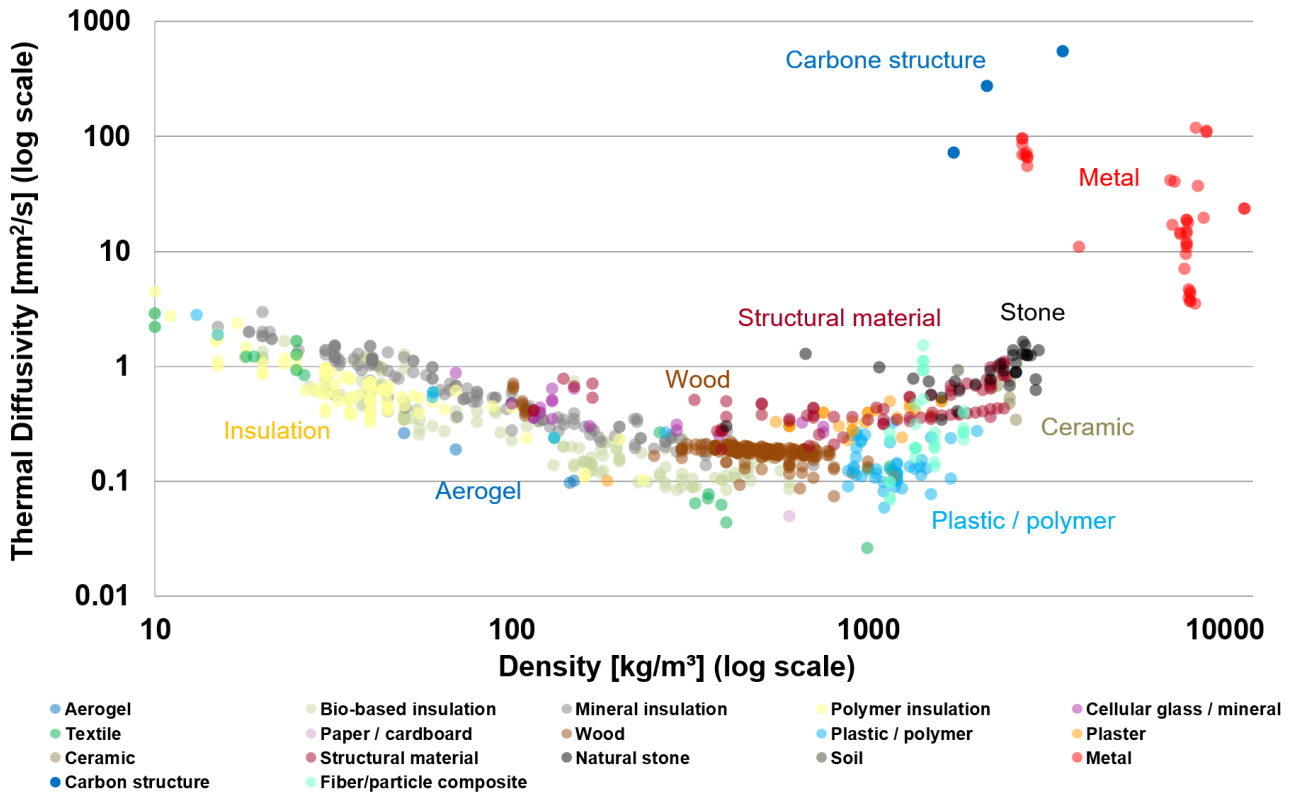
## 4.5. Thermal Diffusivity

One can see in *Figure 13* that the thermal diffusivity of building materials spans over a very wide range of several orders of magnitude. However, the figure provides information about the range of possible thermal diffusivity for each material category.



**Figure 13:** Thermal diffusivity of building materials (log scale).

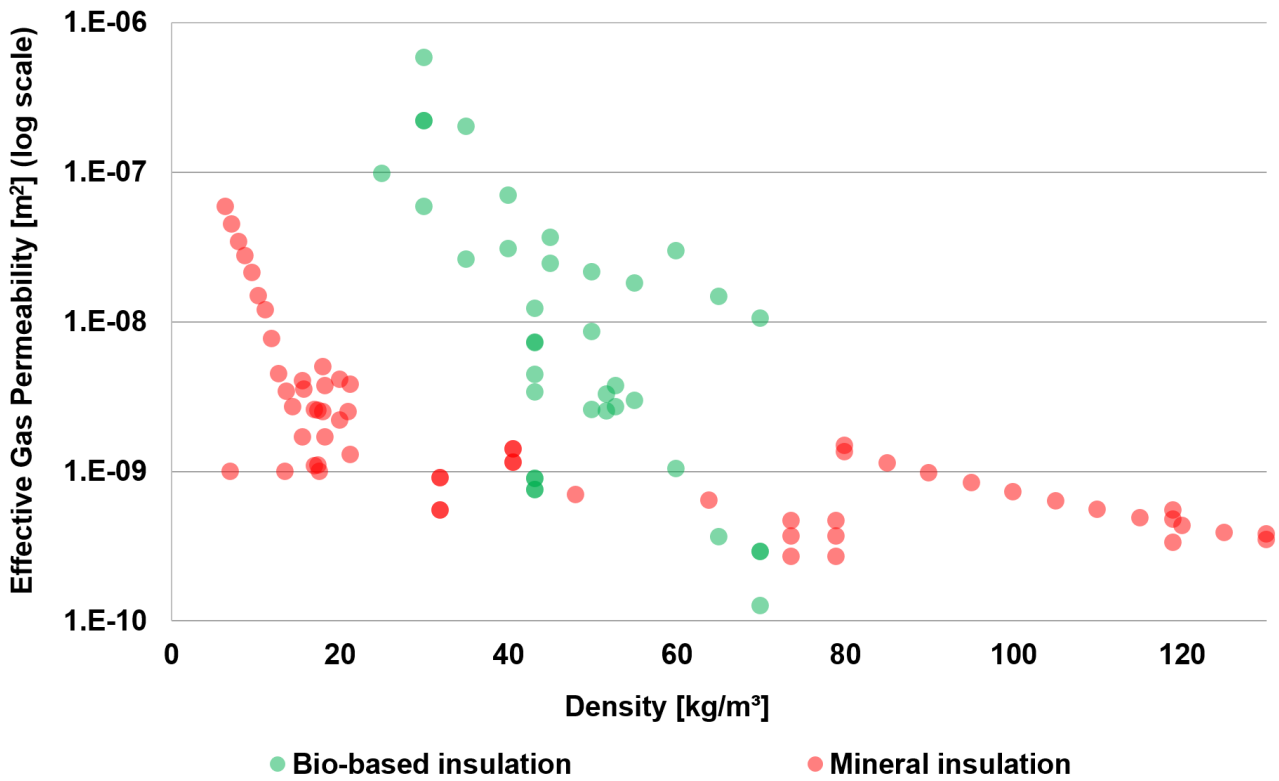
One can see in *Figure 14* that there is a non-monotonic correlation between the density and the thermal diffusivity of common building materials, which is logical since thermal diffusivity is correlated to the thermal conductivity, density and specific heat capacity which, themselves, are correlated to density.



**Figure 14:** Thermal diffusivity as a function of density for building materials (log-log scale).

#### 4.6. Effective Gas Permeability

One can see in *Figure 15* that the effective gas permeability of insulation materials spans over a very wide range of several orders of magnitude: from  $10^{-10}$  to  $10^{-6}$   $m^2$ . In addition, one can observe a negative correlation between material density and effective gas permeability, which can be explained by the fact that insulation materials with higher density have higher compactness and thus offer fewer and narrower free paths (open channels or cavities) for the gas to flow through.



*Figure 15: Effective gas permeability as a function of density for building materials (log scale).*

## 5. Thermo-Physical Material Properties of the Indoor Content and Furniture Elements

The indoor content and furnishing elements present inside the built environment often have complex geometries with various types of material. One can find in Table 1 recommendations for the thermo-physical properties of these indoor content elements. It is considered that the materials composing the indoor content elements can be classified into 4 main categories: light material, wood/plastic material, concrete/glass material, metal material. In addition, the properties of an equivalent indoor content material (which would therefore account for the equivalent thermo-physical properties of the overall indoor content elements) is given. For all categories, indications on the dimensions, effective thermal inertia and amount in buildings (mass relative to floor surface area) are given. These recommendations are valid for both residential and office buildings [1][2].

**Table 1:** Thermo-physical properties of the representative indoor content material categories [2].

Material category	Room mass content (kg/m <sup>2</sup> floor area)	Surface area (m <sup>2</sup> /m <sup>2</sup> floor area)	Material density (kg/m <sup>3</sup> )	Material thermal conductivity (W/m.K)	Material specific heat capacity (J/kg.K)	Planar element thickness (cm)	Daily effective thermal inertia (kJ/K.m <sup>2</sup> floor area)
<b>Light material</b>	7 (0.5–14)	0.3 (0.1–0.6)	80 (20–140)	0.03	1400	10 (0.5–24)	3 (0.2–7)
<b>Wood / plastic material</b>	30 (8–80)	1.4 (0.5–2)	800 (400–1200)	0.2 (0.1–0.3)	1400	1.8 (1–5)	26 (9–45)
<b>Concrete / glass material</b>	1 (0.5–2)	0.03 (0.01–0.04)	2000 (1500–2500)	1.25 (0.5–2)	950	1 (0.2–2)	0.1 (0.05–0.2)
<b>Metal material</b>	2 (1–5)	0.02 (0.01–0.03)	8000	60	450	0.2 (0.1–0.3)	0.1 (0.05–0.4)
<b>Equivalent indoor content material</b>	40 (10–100)	1.8 (0.8–2.8)	600 (150–1500)	0.3 (0.1–0.5)	1400	4 (1–10)	30 (10–50)

## References

- [1] Hicham Johra, Per Heiselberg. Influence of internal thermal mass on the indoor thermal dynamics and integration of phase change materials in furniture for building energy storage: A review. *Renewable and Sustainable Energy Reviews* 69 (2017) 19-32. <https://doi.org/10.1016/j.rser.2016.11.145>
- [2] Hicham Johra, Per Heiselberg, Jérôme Le Dréau. Numerical analysis of the impact of thermal inertia from the furniture / indoor content and phase change materials on the building energy flexibility. In *Proceedings of 15th IBPSA Conference, International Building Performance Simulation Association, San Francisco, CA, USA. Aug. 7-9, 2017.* <https://doi.org/10.26868/25222708.2017.012>
- [3] Hicham Johra (2019). Thermal properties of common building materials. Aalborg University, Department of Civil Engineering. DCE Technical Reports Nr. 216. [https://vbn.aau.dk/files/294603722/Thermal\\_properties\\_of\\_common\\_building\\_materials.pdf](https://vbn.aau.dk/files/294603722/Thermal_properties_of_common_building_materials.pdf)
- [4] International Energy Agency, IEA EBC Project Annex 14 - Catalogue of Material Properties - Report - March 1991
- [5] ISO Standard 10456:2007 - Building materials and products. Hygrothermal properties. Tabulated design values and procedures for determining declared and design thermal values
- [6] ISO Standard 12524:2000 - Building materials and products. Hygrothermal properties. Tabulated design values
- [7] S.B. Stankovic, D. Popovic, G.B. Poparic. Thermal properties of textile fabrics made of natural and regenerated cellulose fibers. *Polymer Testing* 27 (2008) 41-48
- [8] Z.S. Abdel-Rehim, M.M. Saad, M. El-Shakankery, I. Hanafy. Textile fabrics as thermal insulators. *AUTEX Research Journal* 6 (2006)
- [9] A. Das, Shabaridharan, B. Biswas. Study on heat and moisture vapour transmission characteristics through multilayered fabric ensembles. *Indian Journal of Fibre & Textile Research* 36 (2011) 410-414
- [10] B. Selvakumar, V. Prabhu Raja, A.P. Senthil Kumar, P. Karthikeyan. Investigation on effective thermal conductivity of foams using transient plane heat source method. *International Journal of Research in Engineering and Technology* 3 (2014) 249-251
- [11] W. Simpson, A. TenWolde. Physical properties and moisture relations of wood. Madison, WI : USDA Forest Service, Forest Products Laboratory, 1999. General technical report FPL
- [12] Centre Scientifique et Technique du Bâtiment (CSTB). French Building Energy and Thermal Regulation 2012
- [13] Hicham Johra. (2019). Project CleanTechBlock 2 - thermal conductivity measurements of cellular glass samples. Aalborg: Aalborg University, Department of Civil Engineering. DCE Technical reports, No. 263
- [14] Fundamentals of inorganic glasses, 2nd, Varshneya, p. 276, Originally from Handbook of Glass Properties, Bansal and Doremus 1986
- [15] Ammar et al. Thermal Conductivity of some silicate glasses in relation to composition and structure. *JNCS* 53 (1982) 165-172
- [16] M.M. Ammar, S.A. Gharib, M.M. Halawa, H.A. El-Batal, K. El-Badry. Thermal Conductivity of Silicate and Borate Glasses. *Communications of the American Ceramic Society* (1983) C-76
- [17] Ghoneim et al. Effect of transition metal oxides on the thermal conductivity of glass. *Thermochimica Acta* 71 (1983) 43-51
- [18] Salman et al. Thermal Conductivity of Lithium Iron Silicate Glasses. *Thermochimica Acta* 72 (1984) 269-276



- [19]S.M. Salman, S. Gharib. Some Physical Properties Concerning the Thermal Conductivity Data of BaO-Containing Silicate Glasses in relation to Structure. *Thermochimica Acta* 82 (1984) 345-355
- [20]S.M. Salman, S. Gharib. Thermal conductivity of some Multicomponent Silicate Glasses. *Thermochimica Acta* 77 (1984) 227-239
- [21]N.A. Ghoneim, M.M. Halawa. Effect of Boron Oxide on the thermal conductivity of some sodium silicate glasses. *Thermochimica Acta* 83 (1985) 341-345
- [22]Primenko. Theoretical Method of Determining the temperature dependence of the thermal conductivity of Glasses. UDC 666.11.01:536.21 (1981)
- [23]Salama et al. Thermal conductivity of some silicate glasses and their respective crystalline products. *JNCS* 93 (1987) 203-214
- [24]H. Kiyohashi, N. Hayakawa, S. Aratani, H. Masuda. Thermal conductivity of heat-absorbed soda-lime-silicate glasses at high temperatures. *High temperatures - High pressures* 34 (2002) 167-176
- [25]Hiroshima et al. Thermal conductivity of mixed alkali silicate glasses at low temperature. *JNCS* 354 (2008) 341-344
- [26]Kim and Morita. Temperature dependence and cation effects in the thermal conductivity of glassy and molten alkali borates. *JNCS* 471 (2017) 187-194
- [27]C.C. Yu, J.J. Freeman. Thermal conductivity and specific heat of glasses. *Phys. Rev. B* 36, 14 (1987) 7620-7624
- [28]Terai et al. Thermal conductivity of mixed alkali glasses. *American Ceramic Society Bulletin* vol. 58 no. 11 (1979) 1125
- [29]CRC Handbook of Chemistry and Physics 85th (2005)
- [30]M. Susa, M. Watanabe, S. Ozawa, R. Endo. Thermal conductivity of CaO-SiO<sub>2</sub>-Al<sub>2</sub>O<sub>3</sub> glassy slags: Its dependence on molar ratios of Al<sub>2</sub>O<sub>3</sub>/CaO and SiO<sub>2</sub>/Al<sub>2</sub>O<sub>3</sub>. *Ironmaking and Steelmaking* vol.34 no. 2 (2007) 124-130
- [31]P.F. Van Velden. Thermal conductivities of some lead and bismuth glasses. *Glass Technology* vol. 6 (1965) 166-169
- [32]M.M. Ammar, M.M. Halawa, N.A. Ghoneim, A.F. Abbas, H.A. El Batal. Thermal conductivity of Lead Borate Glasses. *Communications of the american ceramic society* (October 1982) 174-175
- [33]M.M. Ammar et al. Thermal Conductivity of some sodium aluminosilicate glasses. *Sprechsaal* vol 115 (1982) 692-693
- [34]M.M. Ammar et al. Thermal conductivity of some titania and lithia glasses. *Glass and ceramics bulletin* vol. 22 no. 1 (1975) 10-13
- [35]A. Karamanos, S. Hadjarakou, A.M. Papadopoulos. The impact of temperature and moisture on the thermal performance of stone wool. *Energy and Buildings* 40 (2008) 1402-1411
- [36]A. Abdou, I. Budaiwi. The variation of thermal conductivity of fibrous insulation materials under different levels of moisture content. *Construction and Building Materials* 43 (2013) 533-544
- [37]E. Carattin, M. Franz, S. Luciano. Materiali isolanti, nuove tendenze in architettura. *Archivio delle Tecniche e dei Materiali per l'architettura e il disegno industriale*. Università Iuav di Venezia.
- [38]L. Christiansen, Y.I. Antonov, R.L. Jensen, E. Arthur, L.W. de Jonge, P. Møldrup, H. Johra, P. Fojan. Heat and air transport in differently compacted fibre materials. *Journal of Industrial Textiles* (2020) 1-14. DOI: 10.1177/1528083719900386
- [39]Y. Antonov (2016). Experimental Characterization of Hemp-Lime Building Material. Master thesis, Department of Civil Engineering, Aalborg University, Denmark.

- [40]EN 1992-1-2:2004 (E) - Eurocode 2: Design of concrete structures - Part 1-2: General rules - Structural fire design
- [41]Hicham Johra, Lucia Margheritini, Yovko Ivanov Antonov, Kirstine Meyer Frandsen, Morten Enggrob Simonsen, Per Møldrup, Rasmus Lund Jensen (2021). Thermal, moisture and mechanical properties of Seacrete: A sustainable sea-grown building material. *Construction and Building Materials* 266, 121025. <https://doi.org/10.1016/j.conbuildmat.2020.121025>
- [42]<http://rruff.info/doclib/hom/aragonite.pdf>
- [43]<http://rruff.info/doclib/hom/vaterite.pdf>
- [44]<http://rruff.info/doclib/hom/calcite.pdf>
- [45]Staveley, L. A. K. & Linford, R. G. The heat capacity and entropy of calcite and aragonite, and their interpretation. *The Journal of Chemical Thermodynamics* 1, 1–11 (1969)
- [46]Tremblay, L. P., Johnson, M. B., Werner-Zwanziger, U. & White, M. A. Relationship between thermal conductivity and structure of nacre from *Haliotis fulgens*. *Journal of Materials Research* 26, 1216–1224 (2011).
- [47]U. Johnson Alengaram, B.A. Al Muhit, M.Z. bin Jumaat, M.L.Y. Jing. A comparison of the thermal conductivity of oil palm shell foamed concrete with conventional materials. *Mater. Des.*, 51 (2013), pp. 522-529
- [48]M.Y.J. Liu, U.J. Alengaram, M.Z. Jumaat, K.H. Mo. Evaluation of thermal conductivity, mechanical and transport properties of lightweight aggregate foamed geopolymer concrete. *Energy Build.*, 72 (2014), pp. 238-245
- [49]S.-C. Ng, K.-S. Low. Thermal conductivity of newspaper sandwiched aerated lightweight concrete panel. *Energy Build.*, 42 (12) (2010), pp. 2452-2456
- [50]A.A. Sayadi, J.V. Tapia, T.R. Neitzert, G.C. Clifton. Effects of expanded polystyrene (EPS) particles on fire resistance, thermal conductivity and compressive strength of foamed concrete. *Constr. Build. Mater.*, 112 (2016), pp. 716-724
- [51]R. Demirboğa, R. Gül. Thermal conductivity and compressive strength of expanded perlite aggregate concrete with mineral admixtures. *Energy Build.*, 35 (11) (2003), pp. 1155-1159
- [52]R. Demirboğa. Thermal conductivity and compressive strength of concrete incorporation with mineral admixtures. *Build. Environ.*, 42 (7) (2007), pp. 2467-2471
- [53]R. Demirboğa. Influence of mineral admixtures on thermal conductivity and compressive strength of mortar. *Energy Build.*, 35 (2) (2003), pp. 189-192
- [54]L. Wadsö, J. Karlsson, K. Tammo. Thermal properties of concrete with various aggregates.
- [55]Y. Xu, D. Chung. Cement of high specific heat and high thermal conductivity, obtained by using silane and silica fume as admixtures. *Cem. Concr. Res.*, 30 (7) (2000), pp. 1175-1178
- [56]A. Bouguerra, A. Ledhem, F. De Barquin, R. Dheilly, M. Queneudec. Effect of microstructure on the mechanical and thermal properties of lightweight concrete prepared from clay, cement, and wood aggregates. *Cem. Concr. Res.*, 28 (8) (1998), pp. 1179-1190
- [57]Kirstine Meyer Frandsen, Yovko Ivanov Antonov, Per Møldrup, Rasmus Lund Jensen. Water vapor sorption dynamics in different compressions of eelgrass insulation. *E3S Web Conf.* 172 17005 (2020). DOI: <https://doi.org/10.1051/e3sconf/202017217005>
- [58]"R.A. Robie, B.S. Hemingway, *Thermodynamic properties of minerals and*
- [59]*related substances at 298.15 K and 1 Bar (105 Pascals) pressure and at higher*
- [60]*temperatures, U.S. Geol. Survey Bull. (1995) 2131."*

- [61] PAVATEX datasheet : [https://9r6oo423wkdlw0p8lrr2lmmb-wpengine.netdna-ssl.com/wp-content/uploads/Data-Sheet\\_Pavaflex-375.pdf](https://9r6oo423wkdlw0p8lrr2lmmb-wpengine.netdna-ssl.com/wp-content/uploads/Data-Sheet_Pavaflex-375.pdf)
- [62] STEICO datasheet : <https://www.trialisolation.fr/webotheque/fichier/23-fibre-de-bois.pdf>
- [63] Kočí V, Jerman M, Pavlík Z, Maděra J, Žák J, Černý R. (2020). Interior thermal insulation systems based on wood fiberboards: experimental analysis and computational assessment of hygrothermal and energy performance in the Central European climate. *Energy and Buildings* 222, 110093.
- [64] Gutex datasheet : [https://gutex.fr/fileadmin/uploads/Downloads/Technische\\_Merkblaetter/GUTEX\\_FR\\_TM\\_Thermofibre-2019-05.pdf](https://gutex.fr/fileadmin/uploads/Downloads/Technische_Merkblaetter/GUTEX_FR_TM_Thermofibre-2019-05.pdf)
- [65] wood fiber Schneider datasheet : [https://www.schneider-holz.com/fileadmin/redaktion/pdf\\_EN/Holzfaser/Technische\\_Daten/EN\\_TD\\_FIBRE.pdf](https://www.schneider-holz.com/fileadmin/redaktion/pdf_EN/Holzfaser/Technische_Daten/EN_TD_FIBRE.pdf)
- [66] Kosiński P, Brzyski P, Szewczyk A, Motacki W. (2018). Thermal Properties of Raw Hemp Fiber as a Loose-Fill Insulation Material. *Journal of Natural Fibers* 15(5), 717–730.
- [67] Kosiński P, Wójcik R. (2017). An Impact of Air Permeability on Heat Transfer through Partitions Insulated with Loose Fiber Materials. *Applied Mechanics and Materials* 861, 190–197.
- [68] Gullbrekken L, Gynning S, Gaarder JE. (2019). Thermal Performance of Insulated Constructions—Experimental Studies. *Buildings* 9(2), 49
- [69] Brzyski P, Kosiński P, Skoratko A, Motacki W. Thermal properties of cellulose fiber as insulation material in a loose state. *AIP Conference Proceedings*. 2019 Jul 25;2133(1):020006. <https://doi.org/10.1063/1.5120136>
- [70] Costes JF, Evrard A, Biot B, Keutgen G, Daras A, Dubois S, Lebeau F, Courard L. (2017). Thermal Conductivity of Straw Bales: Full Size Measurements Considering the Direction of the Heat Flow. *Buildings* 7(1), 11. <https://doi.org/10.3390/buildings7010011>
- [71] Marmoret L, Lewandowski M, Perwuelz A. (2012). An Air Permeability Study of Anisotropic Glass Wool Fibrous Products. *Transp Porous Med.* 93 (1), 79–97. <https://doi.org/10.1007/s11242-012-9945-8>
- [72] N. Hurel, M. Pailha, G. Garnier, et M. Woloszyn (2017). Impact of different construction details on air permeability of timber frame wall assemblies: Some experimental evidences from a three-scale laboratory study. *Journal of Building Physics*, 41 (2), 162-- 189. doi: 10.1177/1744259116673983
- [73] F. Powell, M. Krarti, et A. Tuluca (1989). Air Movement Influence on the Effective Thermal Resistance of Porous Insulations: A Literature Survey. *Journal of Thermal Insulation*, 12 (3), 239 --251. doi: 10.1177/109719638901200307.
- [74] J. Berger, D. Dutykh, N. Mendes, et B. Rysbauly (2019). A new model for simulating heat, air and moisture transport in porous building materials. *International Journal of Heat and Mass Transfer* 134, 1041-- 1060. doi: 10.1016/j.ijheatmasstransfer.2019.01.025
- [75] S. Geving, A. Karagiozis, et M. Salonvaara (1997). Measurements and Two-Dimensional Computer Simulations of the Hygrothermal Performance of a Wood Frame Wall. *Journal of Thermal Insulation and Building Envelopes*, 20 (4), 301-- 319. doi: 10.1177/109719639702000404
- [76] J. Langmans, R. Klein, et S. Roels (2012). Hygrothermal risks of using exterior air barrier systems for highly insulated light weight walls: A laboratory investigation. *Building and Environment* 56, 192-202. doi: 10.1016/j.buildenv.2012.03.007
- [77] Almeida da Silva ADA (2015). Thermal insulation characteristics of structural lightweight and normal weight concretes produced with different types of aggregates.

- [78] El Fgaier F., Lafhaj Z., Brachelet F., Antczak E., Chapiseau C. (2015). Thermal performance of unfired clay bricks used in construction in the north of France: Case study. *Case Studies in Construction Materials* 3. <https://doi.org/10.1016/j.cscm.2015.09.001>
- [79] <http://www.firebid.umd.edu/material-database.php>
- [80] Aalborg University internal review document
- [81] H. H. Humaish (2016). Thermal techniques for characterizing building insulation materials. PhD Thesis. Amiens.
- [82] L. Ducoulombier, Z. Lafhaj (2017). Comparative study of hygrothermal properties of five thermal insulation materials. *Case Studies in Thermal Engineering* 10, 628-640. <https://doi.org/10.1016/j.csite.2017.11.005>
- [83] <https://www.masea-ensan.de/>
- [84] S. Schiavoni, F. D'Alessandro, F. Bianchi, F. Asdrubali (2016). Insulation materials for the building sector: A review and comparative analysis. *Renewable and Sustainable Energy Reviews*. 62, 988-1011. <https://doi.org/10.1016/j.rser.2016.05.045>
- [85] A review of unconventional sustainable building insulation materials AND Insulation materials for the building sector - A review and comparative analysis
- [86] <http://www.hempcrete.ca/white-paper/>
- [87] <https://www.thermafleece.com/product/thermafleece-natrahemp>
- [88] <https://www.sheepwoolinsulation.com/>
- [89] <https://www.thermafleece.com/product/thermafleece-cosywool-sheep-s-wool-roll>
- [90] <https://www.thermafleece.com/product/supasoft-recycled-plastic>
- [91] Rudaz, C., Courson, R., Bonnet, L., Calas-Etienne, S., Sallée, H., & Budtova, T. (2014). Aeropectin: Fully biomass-based mechanically strong and thermal superinsulating aerogel. *Biomacromolecules*, 15(6), 2188–2195.
- [92] Seantier, B., Bendahou, D., Bendahou, A., Grohens, Y., & Kaddami, H. (2016). Multi-scale cellulose based new bio-aerogel composites with thermal super-insulating and tunable mechanical properties. *Carbohydrate Polymers*, 138, 335–348.
- [93] S. Groult, T. Budtova (2018). Thermal conductivity/structure correlations in thermal super-insulating pectin aerogels. *Carbohydrate Polymers* 196. <https://doi.org/10.1016/j.carbpol.2018.05.026>
- [94] X. Lu, M. C. Arduini-Schuster, J. Kuhn, O. Nilsson, J. Fricke, R. W. Pekala (1992). Thermal Conductivity of Monolithic Organic Aerogel. *Science* 255, 971-972. <https://doi.org/10.1126/science.255.5047.971>
- [95] Lucile Druel, Richard Bardl, Waltraud Vorwerg, and Tatiana Budtova (2017). Starch Aerogels : A Member of the Family of Thermal Superinsulating Materials. *Biomacromolecules*. <https://pubs.acs.org/doi/10.1021/acs.biomac.7b01272>
- [96] A. Neugebauer, K. Chen, A. Tang, A. Allgeier, L.R. Glicksman, L.J. Gibson (2014). Thermal conductivity and characterization of compacted, granular silica aerogel. <https://doi.org/10.1016/j.enbuild.2014.04.025>
- [97] Clara Jimenez-Saelices, Bastien Seantier, Yves Grohens, and Isabelle Capron (2018). Thermal Superinsulating Materials Made from Nanofibrillated Cellulose-Stabilized Pickering Emulsions. *ACS Applied Materials & Interfaces* 2018 10 (18), 16193-16202. <https://doi.org/10.1021/acsami.8b02418>
- [98] Noémie Diascorn, Sylvie Calas, Hébert Sallée, Patrick Achard, Arnaud Rigacci (2015). Polyurethane aerogels synthesis for thermal insulation – textural, thermal and mechanical properties. <https://doi.org/10.1016/j.supflu.2015.05.012>

- [99] Lawrence W. Hrubesh and Richard W. Pekala (1994). Thermal properties of organic and inorganic aerogels. <https://doi.org/10.1557/JMR.1994.0731>
- [100] Yuying Liang, Huijun Wu, Gongsheng Huang, Jianming Yang, Huan Wang (2017). Thermal performance and service life of vacuum insulation panels with aerogel composite cores. <https://doi.org/10.1016/j.enbuild.2017.08.085>
- [101] Z. Talebi Mazraeh-shahia, A. Mousavi Shoushtari, A.R.Bahramianc (2015). A New Method for Measuring the Thermal Insulation Properties of Fibrous Silica Aerogel Composite. <https://doi.org/10.1016/j.mspro.2015.11.081>
- [102] Gulcihan Guzel Kaya, Huseyin Devenci (2020). Synergistic effects of silica aerogels/xerogels on properties of polymer composites. <https://doi.org/10.1016/j.jiec.2020.05.019>
- [103] Gulcihan Guzel Kaya, Huseyin Devenci (2020). Modified silica xerogel derived from groundnut hull ash by alkyl-ammonium salt for epoxy nanocomposites: Synergistic effects on thermal stability and flame retardancy. <https://doi.org/10.1016/j.tca.2020.178637>
- [104] Matthieu Labat, Camille Magniont, Nicolaas Oudhof, Jean-Emmanuel Aubert (2016). From the experimental characterization of the hygrothermal properties of straw-clay mixtures to the numerical assessment of their buffering potential. Building and Environment 98, 69-81. <https://doi.org/10.1016/j.buildenv.2015.12.004>
- [105] <https://www.azom.com/properties.aspx?ArticleID=764>
- [106] <http://www.matweb.com/>
- [107] ASM Handbook
- [108] Assael, Marc J., Antoniadis, Konstantinos D., Metaxa, Ifigeneia N., Tzetzis, Dimitris (2009). Measurements on the Enhancement of the Thermal Conductivity of an Epoxy Resin when Reinforced with Glass Fiber and Carbon Multiwalled Nanotubes. Journal of Chemical & Engineering Data 54(9), 2365-2370. <https://doi.org/10.1021/jc8006452>
- [109] hexion.com
- [110] Delmas AA, Wilkes KE (1992). Numerical analysis of heat transfer by conduction and natural convection in loose-fill fiberglass insulation--effects of convection on thermal performance. Oak Ridge National Lab., TN (United States). Report No.: ORNL/CON-338. <https://www.osti.gov/biblio/10147925>
- [111] Thoemen H, Klueppel A (2008). An investigation on the permeability of different wood furnish materials. Holzforschung 62(2), 215, 222. <https://doi.org/10.1515/HF.2008.034>
- [112] H. H. Saber, W. Maref, H. Elmahdy, M. C. Swinton, et R. Glazer (2012). 3D heat and air transport model for predicting the thermal resistances of insulated wall assemblies. Journal of Building Performance Simulation 5(2), 75-91. doi:10.1080/19401493.2010.532568.

## **Recent publications in the Technical Report Series**

Hicham Johra. Thermal properties of common building materials. DCE Technical Reports No. 216. Department of Civil Engineering, Aalborg University, 2019.

Hicham Johra. Project CleanTechBlock 2: Thermal conductivity measurement of cellular glass samples. DCE Technical Reports No. 263. Department of Civil Engineering, Aalborg University, 2019.

Hicham Johra. Cleaning Procedure for the Guarded Hot Plate Apparatus EP500. DCE Technical Reports No. 265. Department of Civil Engineering, Aalborg University, 2019.

Hicham Johra. Long-Term Stability and Calibration of the Reference Thermometer ASL F200. DCE Technical Reports No. 266. Department of Civil Engineering, Aalborg University, 2019.

