



Aalborg Universitet

AALBORG UNIVERSITY  
DENMARK

## Immunomodulators for immunocompromised patients hospitalized for COVID-19: a meta-analysis of randomized controlled trials

Siempos, Ilias I.; Kalil, Andre C.; Belhadi, Drifa; Veiga, Viviane Cordeiro; Cavalcanti, Alexandre Biasi; Branch-Elliman, Westyn; Papoutsis, Eleni; Gkirgkiris, Konstantinos; Xixi, Nikoleta A.; Kotanidou, Anastasia; Hermine, Olivier; Porcher, Raphaël; Mariette, Xavier; CORIMUNO-19 Collaborative Group; DisCoVeRy Study Group; ACTT-2 Study Group; Nielsen, Henrik; ACTT-3 Study Group

*Published in:*  
EClinicalMedicine

*DOI (link to publication from Publisher):*  
[10.1016/j.eclinm.2024.102472](https://doi.org/10.1016/j.eclinm.2024.102472)

*Creative Commons License*  
CC BY 4.0

*Publication date:*  
2024

*Document Version*  
Publisher's PDF, also known as Version of record

[Link to publication from Aalborg University](#)

### *Citation for published version (APA):*

Siempos, I. I., Kalil, A. C., Belhadi, D., Veiga, V. C., Cavalcanti, A. B., Branch-Elliman, W., Papoutsis, E., Gkirgkiris, K., Xixi, N. A., Kotanidou, A., Hermine, O., Porcher, R., Mariette, X., CORIMUNO-19 Collaborative Group, DisCoVeRy Study Group, ACTT-2 Study Group, Nielsen, H., & ACTT-3 Study Group (2024). Immunomodulators for immunocompromised patients hospitalized for COVID-19: a meta-analysis of randomized controlled trials. *EClinicalMedicine*, 69, Article 102472. <https://doi.org/10.1016/j.eclinm.2024.102472>

### **General rights**

Copyright and moral rights for the publications made accessible in the public portal are retained by the authors and/or other copyright owners and it is a condition of accessing publications that users recognise and abide by the legal requirements associated with these rights.

- Users may download and print one copy of any publication from the public portal for the purpose of private study or research.
- You may not further distribute the material or use it for any profit-making activity or commercial gain
- You may freely distribute the URL identifying the publication in the public portal -

# Immunomodulators for immunocompromised patients hospitalized for COVID-19: a meta-analysis of randomized controlled trials



Ilias I. Siempos,<sup>a,b,\*</sup> Andre C. Kalil,<sup>c</sup> Drifa Belhadi,<sup>d,e</sup> Viviane Cordeiro Veiga,<sup>f,g</sup> Alexandre Biasi Cavalcanti,<sup>g,h</sup> Westyn Branch-Elliman,<sup>ij</sup> Eleni Papoutsis,<sup>a</sup> Konstantinos Gkirkiris,<sup>a</sup> Nikoleta A. Xixi,<sup>a</sup> Anastasia Kotanidou,<sup>a</sup> Olivier Hermine,<sup>k,n</sup> Raphaël Porcher,<sup>l,n</sup> and Xavier Mariette,<sup>m,n</sup>  
CORIMUNO-19 Collaborative Group, DisCoVeRy Study Group, ACTT-2 Study Group, ACTT-3 Study Group



<sup>a</sup>First Department of Critical Care Medicine and Pulmonary Services, Evangelismos Hospital, National and Kapodistrian University of Athens Medical School, Athens, Greece

<sup>b</sup>Department of Medicine, Division of Pulmonary and Critical Care Medicine, Weill Cornell Medicine, New York, NY, USA

<sup>c</sup>Division of Infectious Diseases, Department of Internal Medicine, University of Nebraska Medical Center, Omaha, NE, USA

<sup>d</sup>Département d'Épidémiologie, Biostatistiques et Recherche Clinique, Assistance Publique Hôpitaux de Paris, Hôpital Bichat, Paris, France

<sup>e</sup>Université Paris Cité, Inserm, IAME, Paris F-75018, France

<sup>f</sup>BP-A Beneficência Portuguesa de São Paulo, São Paulo, Brazil

<sup>g</sup>Brazilian Research in Intensive Care Network (BRICNet), São Paulo, Brazil

<sup>h</sup>HCor Research Institute, São Paulo, Brazil

<sup>i</sup>Department of Medicine, VA Boston Healthcare System, Boston, MA, USA

<sup>j</sup>Harvard Medical School, Boston, MA, USA

<sup>k</sup>Département d'hématologie, Hôpital Necker, Assistance Publique Hôpitaux de Paris, Université de Paris, Institut Imagine, INSERM U1183, Paris, France

<sup>l</sup>Centre de Recherche Épidémiologie et Statistique Sorbonne Paris Cité (CRESS-UMR1153), Inserm / Université Paris, Centre d'épidémiologie Clinique, Hôpital Hôtel-Dieu, France

<sup>m</sup>Département de Rhumatologie, Hôpital Bicêtre, Assistance Publique Hôpitaux de Paris, Université Paris Saclay, INSERM UMR 1184, Le Kremlin Bicêtre, France

## Summary

**Background** Although immunomodulators have established benefit against the new coronavirus disease (COVID-19) in general, it is uncertain whether such agents improve outcomes without increasing the risk of secondary infections in the specific subgroup of previously immunocompromised patients. We assessed the effect of immunomodulators on outcomes of immunocompromised patients hospitalized for COVID-19.

**Methods** The protocol was prospectively registered with PROSPERO (CRD42022335397). MEDLINE, Cochrane Central Register of Controlled Trials and references of relevant articles were searched up to 01-06-2022. Authors of potentially eligible randomized controlled trials were contacted to provide data on immunocompromised patients randomized to immunomodulators vs control (i.e., placebo or standard-of-care).

**Findings** Eleven randomized controlled trials involving 397 immunocompromised patients hospitalized for COVID-19 were included. Ten trials had low risk of bias. There was no difference between immunocompromised patients randomized to immunomodulators vs control regarding mortality [30/182 (16.5%) vs 41/215 (19.1%); RR 0.93, 95% CI 0.61–1.41;  $p = 0.74$ ], secondary infections (RR 1.00, 95% CI 0.64–1.58;  $p = 0.99$ ) and change in World Health Organization ordinal scale from baseline to day 15 (weighed mean difference 0.27, 95% CI -0.09–0.63;  $p = 0.15$ ). In subgroup analyses including only patients with hematologic malignancy, only trials with low risk of bias, only trials administering IL-6 inhibitors, or only trials administering immunosuppressants, there was no difference between comparators regarding mortality.

**Interpretation** Immunomodulators, compared to control, were not associated with harmful or beneficial outcomes, including mortality, secondary infections, and change in ordinal scale, when administered to immunocompromised patients hospitalized for COVID-19.

\*Corresponding author. First Department of Critical Care Medicine and Pulmonary Services, Evangelismos Hospital, National and Kapodistrian University of Athens Medical School, 45-47 Ipsilantou Street, Athens 10676, Greece.

E-mail address: [isiempos@yahoo.com](mailto:isiempos@yahoo.com) (I.I. Siempos).

<sup>†</sup>These three authors contributed equally to this work.

The members of CORIMUNO-19 Collaborative Group, DisCoVeRy Study Group, ACTT-2 Study Group, and ACTT-3 Study Group are listed in the [Supplementary Material](#).

eClinicalMedicine  
2024;69: 102472

Published Online xxx  
<https://doi.org/10.1016/j.eclinm.2024.102472>

**Funding** Hellenic Foundation for Research and Innovation.

**Copyright** © 2024 The Authors. Published by Elsevier Ltd. This is an open access article under the CC BY license (<http://creativecommons.org/licenses/by/4.0/>).

**Keywords:** Acute respiratory distress syndrome; Acute hypoxemic respiratory failure; Pneumonia; Critically ill; Cancer

### Research in context

#### Evidence before this study

Relevant guidelines acknowledge the uncertainty regarding the effect of immunomodulators against the new coronavirus disease (COVID-19) in the specific subgroup of previously immunocompromised patients.

Three investigators systematically searched MEDLINE and the Cochrane Central Register of Controlled Trials to identify randomized controlled trials, which tested immunomodulators vs control (i.e., placebo or standard-of-care) in patients hospitalized for COVID-19, enrolled immunocompromised patients and reported data on all-cause mortality. Databases and reference lists of the initially retrieved articles were searched up to June 1st, 2022, without language restrictions.

Out of the 55 initially identified randomized controlled trials, none specifically reported data on the effect of immunomodulators on outcomes of immunocompromised patients with COVID-19.

#### Added value of this study

After contacting authors of the initially identified randomized controlled trials, we clarified that 11 trials (reported in 10 articles), involving 397 immunocompromised patients

hospitalized for COVID-19 (182 immunomodulators, 215 control), provided data on clinical outcomes.

We found no statistically significant difference between immunocompromised patients randomized to immunomodulators vs control regarding mortality, secondary infections and change in World Health Organization ordinal scale from baseline to day 15. The main findings persisted in several subgroup analyses.

#### Implications of all the available evidence

The findings of this meta-analysis (albeit based on imprecise estimates due to limited number of events) are compatible with a benefit of the same magnitude as observed for the general population of COVID-19 patients. Therefore, these findings may support the guidelines, which recommend immunomodulators for immunocompromised patients similar to the general population.

That being said, given that immunocompromised patients remain potentially at risk for developing severe COVID-19 even at this stage of the pandemic since they respond worst to vaccination, randomized controlled trials specifically testing the effect of immunomodulators on outcomes of previously immunocompromised patients hospitalized for COVID-19 are needed.

## Introduction

Although several immunomodulators have established benefit against the new coronavirus disease (COVID-19) in general,<sup>1-3</sup> it is uncertain whether such agents improve outcomes of the specific subgroup of previously immunocompromised patients. The latter subgroup of patients remains important because they may experience blunted immunological responses to vaccines.<sup>4</sup>

While acknowledging that additional immunomodulation in immunocompromised patients might increase the risk of secondary infections, relevant guidelines from the United States Centers for Disease Control and Prevention (CDC) state that “for most hospitalized patients with COVID-19 who are immunocompromised, the Panel recommends using immunomodulatory therapies at the doses and durations that are recommended for the general population”.<sup>5</sup> However, this recommendation was based on limited evidence, because immunocompromised patients were either excluded from or poorly represented in major clinical trials.<sup>5</sup> Given that even major individual clinical

trials may lack power to identify a true effect of immunomodulators in immunocompromised patients, a meta-analytic approach may provide a distinct opportunity to better define this effect.

Accordingly, a meta-analysis was conducted to assess the effect of immunomodulators on clinical outcomes (i.e., mortality, secondary infections, and clinical response) of immunocompromised patients hospitalized for COVID-19.

## Methods

The meta-analysis was reported in accordance with the Preferred Reporting Items for Systematic Reviews and Meta-Analyses (PRISMA) statement.

### Identification of trials

The protocol of the meta-analysis was prospectively registered with PROSPERO (CRD42022335397). Three investigators (NAX, KG and EP) systematically searched MEDLINE and the Cochrane Central Register of Controlled Trials using the following search phrase:

(COVID-19 OR “Coronavirus disease 19” OR SARS-CoV-2 OR “severe acute respiratory syndrome coronavirus 2”) AND (dexamethasone OR corticosteroid\* OR steroid\* OR tocilizumab OR anakinra OR baricitinib OR interferon OR immunosuppressant). Databases and reference lists of the initially retrieved articles were searched up to June 1st, 2022, without language restrictions.

Randomized controlled trials, which tested immunomodulators vs control (i.e., placebo or standard-of-care) in patients hospitalized for COVID-19, enrolled immunocompromised patients and reported data on all-cause mortality, were considered eligible. Observational studies, case reports, editorials and reviews; trials involving outpatients; trials excluding immunocompromised patients and trials testing inhaled agents were excluded.

As immunomodulators for COVID-19 were considered the following: systemic steroids, interleukin (IL)-1 inhibitors, IL-6 inhibitors, Janus kinase inhibitors, granulocyte-macrophage colony-stimulating factor inhibitors, LIGHT inhibitors, interferon beta-1a and tumour necrosis factor inhibitors.

Immunocompromised patients were defined by the presence of any of the following medical conditions prior to the diagnosis of COVID-19: hematologic malignancy (lymphoid or myeloid hemopathy, or haematopoietic stem cell transplantation); active solid malignancy; solid organ transplantation; auto-immune disorder under immunomodulators; pre-hospital immunomodulatory treatment; human immunodeficiency virus/acquired immunodeficiency syndrome not on highly active antiretroviral therapy and primary immune deficiency.

### Development of meta-analysis

Corresponding authors and/or funding agencies (such as the United States National Institute of Allergy and Infectious Diseases) of potentially eligible randomized controlled trials were contacted. After confirming that their trials indeed enrolled more than one immunocompromised patient, authors were invited to participate in the meta-analysis and to provide relevant data.

The following data from each trial were retrieved: acronym (or first author); year of publication; intervention; total number of enrolled patients; number of immunocompromised patients among enrolled; number of patients with hematologic cancer among enrolled; median age; sex and outcomes.

The primary outcome of the meta-analysis was all-cause 28-day mortality. Secondary outcomes were secondary infections and change in World Health Organization (WHO) ordinal scale from baseline to day 15 ([Supplementary eTable S1](#)).

Two authors (EP and KG) independently assessed the risk of bias for all-cause 28-day mortality (i.e., the primary outcome) for the retrieved randomized

controlled trials, using “Cochrane Risk of Bias tool for randomized trials (RoB 2)”.<sup>6</sup> The RoB 2 tool consisted of the following five domains: 1) the randomization process, 2) the deviations from the intended interventions, 3) the missing outcome data, 4) the measurement of the outcome, and 5) the selection of the reported results. Accordingly, the trials were categorized as having “low risk of bias” or “some concerns” or “high risk of bias”.

Two authors (EP and KG) independently utilized the Grading of Recommendations Assessment, Development, and Evaluation (GRADE) to assess the certainty of the evidence regarding the effect of administration of immunomodulators on mortality of immunocompromised patients hospitalized for COVID-19. Any disagreements regarding the risk of bias or certainty of the evidence were discussed with the corresponding author (IIS).

### Statistical analysis

Data synthesis was conducted using Review Manager 5.4 (Cochrane Collaboration). Pooled dichotomous effect measures were expressed as risk ratio (RR) with 95% confidence intervals (CI) and pooled continuous effect measures as weighed mean difference with 95% CI. Change in ordinal scale from baseline to day 15 was calculated by subtracting the ordinal scale of day 15 from the baseline ordinal scale. Continuous values presented as medians were transformed to means, as instructed by the Cochrane Handbook version 6.3, 2022. Statistical heterogeneity was assessed with  $I^2$ , corresponding to the percentage of the variability in effect measures due to heterogeneity between studies. An inverse variance random-effects model was utilized. A  $p$  value < 0.05 denoted statistical significance.

### Role of the funding source

The funding source had no role in the design and conduct of the study; collection, management, analysis, and interpretation of the data; preparation, review, or approval of the manuscript; and decision to submit the manuscript for publication.

### Results

[Fig. 1](#) shows the flow diagram for study selection. Out of the 55 initially identified randomized controlled trials, none specifically reported data on the effect of immunomodulators on outcomes of immunocompromised patients with COVID-19. After contacting authors of the trials, it was clarified that eight trials included zero or one immunocompromised patients. Finally, 11 randomized controlled trials (reported in 10 articles), involving 397 immunocompromised patients hospitalized for COVID-19 (182 immunomodulators, 215 control), were incorporated in our meta-analysis.<sup>7-16</sup> [Table 1](#) and [Table 2](#) summarize baseline characteristics and outcomes of included patients, respectively. [Fig. 2](#)

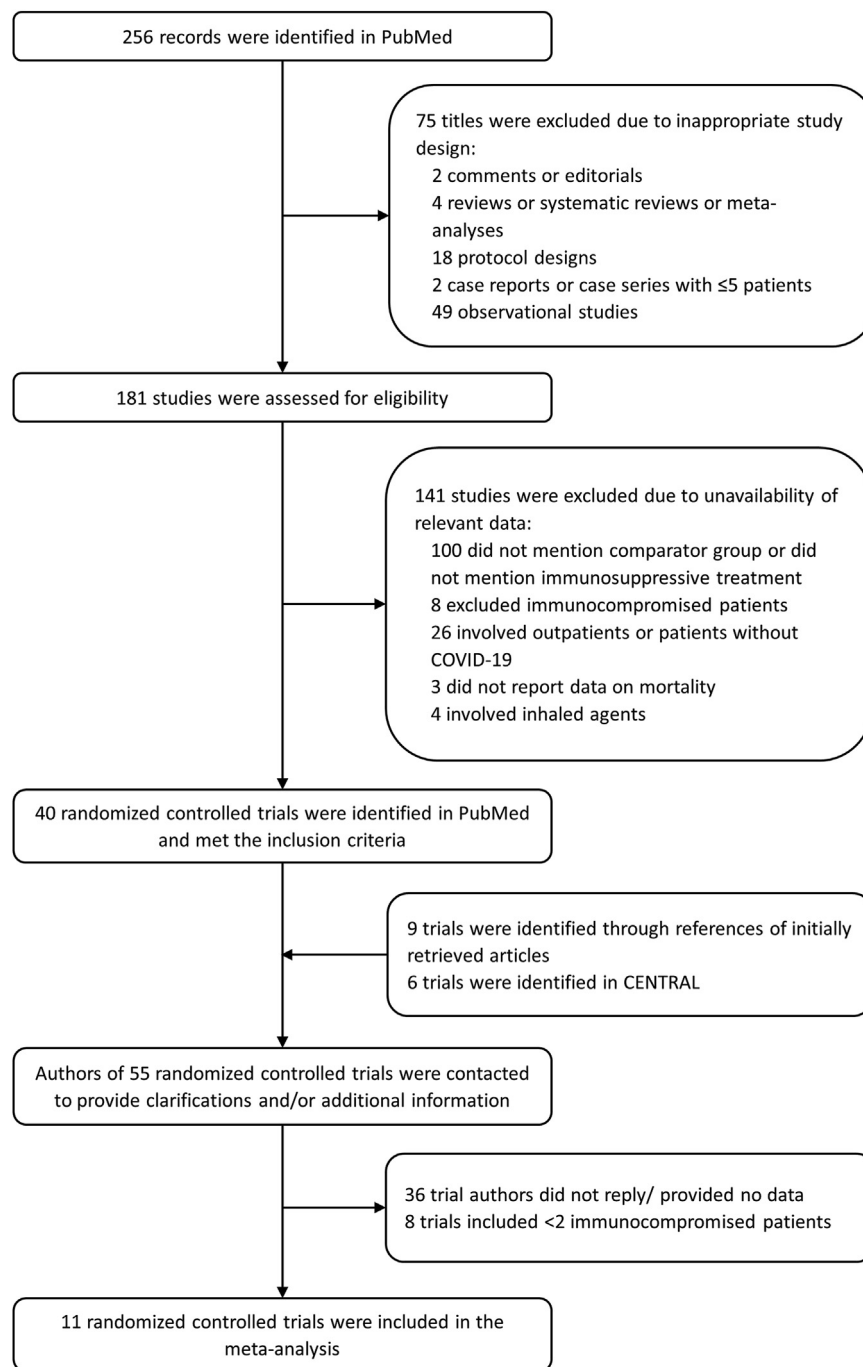


Fig. 1: Study flow diagram.

summarizes risk of bias assessment of the included trials. Ten trials had low risk of bias,<sup>7,8,10-16</sup> while the remaining trial had some concerns regarding the selection of the reported results.<sup>9</sup>

All 11 trials provided data on mortality.<sup>7-16</sup> No statistical heterogeneity was detected ( $I^2 = 0\%$ ). There was

no difference between immunocompromised patients randomized to immunomodulators vs control regarding mortality [71 deaths; 30/182 (16.5%) vs 41/215 (19.1%); RR 0.93, 95% CI 0.61–1.41,  $p = 0.74$ ; Fig. 3A]. The certainty of evidence was low (Supplementary eTable S2).

Acronym or First Author	Year	Intervention	Total number of patients	Number of immunocompromised patients	Number of patients with hematologic cancer	Age (years)	Female sex	Baseline ordinal scale
ACTT-2 <sup>5</sup>	2021	Baricitinib	445 vs 446	33 (7.6) vs 27 (6.3)	NA	62.0 (53.0-67.5) vs 65.5 (56.5-77.5)	11 (33.3) vs 8 (29.6)	5.0 (5.0-6.0) vs 5.0 (5.0-5.0)
ACTT-3 <sup>7</sup>	2021	Interferon beta-1a	403 vs 414	60 (15.1) vs 66 (15.9)	NA	67.5 (54.3-74.0) vs 68.0 (56.0-77.5)	33 (55.0) vs 39 (59.1)	5.0 (5.0-5.0) vs 5.0 (5.0-5.0)
Branch-Elliman <sup>8</sup>	2022	Sarilumab	20 vs 30	3 (15.0) vs 1 (3.3)	1 (33.3) vs 0 (0.0)	76.9 (75.8-89.9) vs 75.5 (0.0) vs 0 (0.0)	0 (0.0) vs 0 (0.0)	5.0 (5.0-5.0) vs 5.0 (5.0-5.0)
CORIMUNO ANA-1 <sup>9</sup>	2021	Anakinra	59 vs 55	9 (15.3) vs 9 (16.3)	6 (67.0) vs 2 (22.2)	67.0 (66.1-72.7) vs 69.3 (63.4-82.8)	4 (44.4) vs 4 (44.4)	5.0 (5.0-5.0) vs 5.0 (5.0-5.0)
CORIMUNO SARI-1 <sup>10</sup>	2021	Sarilumab	68 vs 76	12 (17.6) vs 9 (11.8)	3 (25.0) vs 5 (55.5)	63.2 (50.2-75.0) vs 68.0 (65.1-72.3)	4 (33.3) vs 3 (33.3)	5.0 (5.0-5.0) vs 5.0 (5.0-5.0)
CORIMUNO SARI-2 <sup>11</sup>	2022	Sarilumab	50 vs 41	4 (8.0) vs 4 (9.7)	1 (25.0) vs 1 (25.0)	57.2 (52.1-61.5) vs 56.1 (50.7-64.2)	2 (50.0) vs 1 (25.0)	6.5 (6.0-7.0) vs 6.5 (6.0-7.0)
CORIMUNO TOCI-1 <sup>12</sup>	2021	Tocilizumab	63 vs 67	11 (17.5) vs 15 (22.4)	5 (45.5) vs 3 (20.0)	67.2 (63.0-71.9) vs 63.4 (60.4-69.0)	4 (36.4) vs 6 (40.0)	5.0 (5.0-5.0) vs 5.0 (5.0-5.0)
CORIMUNO TOCI-2 <sup>11</sup>	2022	Tocilizumab	51 vs 46	7 (13.7) vs 5 (10.9)	3 (42.9) vs 2 (40.0)	61.8 (60.2-65.9) vs 66.8 (65.8-67.4)	3 (42.9) vs 0 (0.0)	7.0 (7.0-7.0) vs 7.0 (6.0-7.0)
CORIMUNO TOCIDEX <sup>13</sup>	2022	Tocilizumab	224 vs 226	18 (8.0) vs 21 (9.3)	5 (27.8) vs 6 (28.6)	67.0 (54.4-73.1) vs 73.2 (57.5-78.0)	5 (27.8) vs 5 (23.8)	5.0 (5.0-5.0) vs 5.0 (5.0-5.0)
DISCOVERY <sup>14</sup>	2021	Interferon beta-1a	147 vs 446	14 (9.6) vs 47 (10.5)	1 (7.2) vs 6 (12.8)	64.0 (53.0-71.0) vs 63.0 (54.0-71.0)	44 (29.9) vs 128 (28.7)	4.0 (4.0-6.0) vs 4.0 (4.0-6.0)
TOCIBRAS <sup>15</sup>	2021	Tocilizumab	65 vs 64	11 (17.2) vs 11 (17.2)	1 (10.0) vs 0 (0.0)	64.8 (55.2-77.2) vs 52.9 (43.4-69.3)	2 (18.2) vs 5 (45.5)	6.0 (5.0-6.0) vs 5.0 (5.0-7.0)

NA, not available/applicable. Data are expressed as numbers (%) or median (interquartile range). In ACTT-2 and ACTT-3 trials, data on baseline immunocompromised status were missing for 27 (8 in the immunomodulators vs 19 in the control group) and 8 (5 in the immunomodulators vs 3 in the control group) patients, respectively. In those trials, patients with cancer were considered to be immunocompromised.

Table 1: Characteristics of included randomized controlled trials and immunocompromised patients with COVID-19 randomized to immunomodulators vs control.

Nine trials provided data on secondary infections.<sup>9-16</sup> No statistical heterogeneity was detected ( $I^2 = 0\%$ ). There was no difference between comparators regarding secondary infections (53 events; 21.3% vs 27.9%; RR 1.00, 95% CI 0.64–1.58,  $p = 0.99$ ; Fig. 3B).

Ten trials provided data on change in ordinal scale from baseline to day 15.<sup>7,8,10-16</sup> No statistical heterogeneity was detected ( $I^2 = 0\%$ ). There was no difference between comparators regarding change in ordinal scale from baseline to day 15 (393 patients; weighed mean difference 0.27, 95% CI -0.09–0.63,  $p = 0.15$ ; Fig. 3C).

There were no differences in terms of mortality between comparators in the subgroup analyses including only immunocompromised patients with hematologic malignancy (7 trials<sup>10-15</sup>; 15 deaths; 25.0% vs 36.0%; RR 0.69, 95% CI 0.36–1.34,  $p = 0.27$ ; Fig. 4A), including only trials with low risk of bias (10 trials<sup>7,8,10-16</sup>; 71 deaths; 16.8% vs 19.2%; RR 0.93, 95% CI 0.61–1.41,  $p = 0.74$ ; Fig. 4B), only trials administering IL-6 inhibitors (6 trials<sup>11-14,16</sup>; 32 deaths; 23.8% vs 26.2%; RR 0.95, 95% CI 0.51–1.77,  $p = 0.86$ ; Fig. 4C), or only trials administering immunosuppressants (i.e., after exclusion of trials administering interferon beta-1a which aimed to boost the antiviral response) (9 trials<sup>7,9-14,16</sup>; 50 deaths; 21.3% vs 26.5%; RR 0.82, 95% CI 0.50–1.34,  $p = 0.42$ ; Fig. 4D).

Consistently, there were no differences in terms of mortality between comparators in the subgroup analyses including only immunocompromised patients receiving supplemental oxygen (9 trials<sup>7-11,13-16</sup>; 47 deaths; 11.5% vs 17.1%; RR 0.73, 95% CI 0.44–1.22,  $p = 0.23$ ) or including only immunocompromised patients with severe/critical COVID-19 receiving advanced respiratory support (namely, high-flow nasal oxygen, mechanical ventilation or extracorporeal membrane oxygenation) (6 trials<sup>7,8,12,15,16</sup>; 23 deaths; 39.4% vs 28.6%; RR 1.39, 95% CI 0.71–2.72,  $p = 0.33$ ).

## Discussion

By incorporating data from 11 randomized controlled trials (10 of them with low risk of bias) involving 397 immunocompromised patients hospitalized for COVID-19, this meta-analysis found no statistically significant difference between patients randomized to immunomodulators vs control in terms of mortality, secondary infections, and change in ordinal scale.

We found that none of the initially retrieved randomized controlled trials specifically reported data on the effect of immunomodulators on outcomes of immunocompromised patients with COVID-19. This finding may justify statements from experts, who emphasized that immunocompromised patients have been neglected in COVID-19 randomized controlled trials and called for action.<sup>17,18</sup> Examples of such action may be a preferential inclusion of immunocompromised patients in ongoing platform trials, a focus on safety (such as secondary infections) and the



Acronym or First author	Mortality of immunocompromised patients	Mortality of patients with hematologic cancer	Secondary infections	Change in ordinal scale from baseline to day 15
ACTT-2	5 (15.2) vs 3 (11.1)	NA	NA	3.0 (1.0-4.0) vs 3.0 (0.0-3.0)
ACTT-3	2 (3.3) vs 4 (6.1)	NA	NA	3.0 (3.0-3.0) vs 3.0 (3.0-3.0)
Branch-Elliman	0 (0.0) vs 0 (0.0)	NA	1 (33.3) vs 1 (100.0)	NA
CORIMUNO ANA-1	3 (33.3) vs 7 (77.8)	2 (33.3) vs 2 (100.0)	1 (11.1) vs 1 (11.1)	0.0 (-2.0 to 3.0) vs -3.0 (-3.0 to -3.0)
CORIMUNO SARI-1	2 (16.7) vs 1 (11.1)	1 (33.3) vs 0 (0)	1 (8.3) vs 1 (11.1)	0.0 (0.0-1.0) vs 0.0 (-1.0 to 0.0)
CORIMUNO SARI-2	1 (25.0) vs 1 (25.0)	1 (100.0) vs 1 (100.0)	0 (0) vs 0 (0)	2.5 (-0.2 to 5.0) vs 1.0 (-0.2 to 2.8)
CORIMUNO TOCI-1	2 (18.2) vs 5 (33.3)	1 (20.0) vs 1 (33.3)	0 (0) vs 3 (20.0)	1.0 (0.0-4.0) vs -2.0 (-2.0 to 4.0)
CORIMUNO TOCI-2	1 (14.3) vs 1 (20.0)	0 (0) vs 1 (50.0)	2 (28.6) vs 2 (40.0)	0.0 (0.0-1.5) vs 0.0 (-1.0 to 1.0)
CORIMUNO TOCIDEX	5 (27.8) vs 7 (33.3)	1 (20.0) vs 1 (16.7)	2 (11.1) vs 5 (23.8)	4.0 (0.0-4.0) vs 0.5 (-2.2 to 4.0)
DISCOVERY	5 (35.8) vs 10 (29.8)	0 (0) vs 3 (50.0)	7 (5%) vs 18 (4%)	1.0 (0.0-2.0) vs 2.0 (0.0-2.0)
TOCIBRAS	4 (36.4) vs 2 (18.2)	NA	5 (45.5) vs 3 (27.3)	-1.0 (-2.0 to 4.0) vs 2.0 (0.0-4.0)

NA, not available/applicable. Data are expressed as numbers (%) or median (interquartile range). Change in ordinal scale from baseline to day 15 was calculated by subtracting the ordinal scale of day 15 (or, if not available, day 14) from the baseline ordinal scale. In TOCIBRAS trial, patients discharged home were considered to have score 1 on the ordinal scale (i.e., "not hospitalized-no limitations on activities"), and those hospitalized without oxygen were considered to have score 3 (i.e., "hospitalized, not requiring supplemental oxygen—no longer requires ongoing medical care").

Table 2: Outcomes of immunocompromised patients with COVID-19 randomized to immunomodulators vs control.

implementation of innovative trial design (such as basket trials), which takes into consideration the variability of immunocompromised conditions.<sup>17</sup> To generate relevant evidence in a timely manner, the above action should leverage the collective research expertise of health centers who care for such patients.<sup>19</sup> As an example of such collaborative research effort may serve the present meta-analysis.

Given that immunocompromised patients represented an extreme minority of participants or were completely excluded from trials testing immunomodulators against COVID-19, evidence to inform decisions in such patients is currently derived from observational studies<sup>20-22</sup> or, most commonly, is extrapolated from studies involving populations with physiologic immunological baselines.<sup>18</sup> In this context, the present meta-analysis might represent a comprehensive attempt to

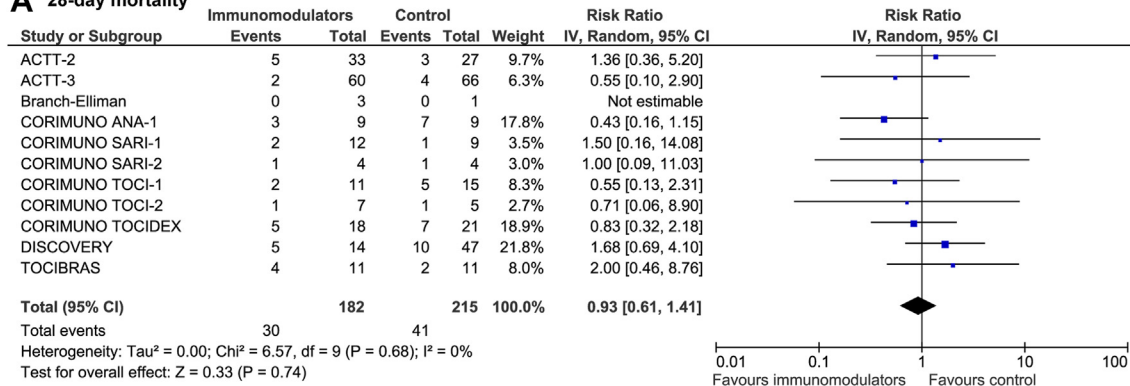
inform decisions regarding the management of immunocompromised patients based on data from randomized controlled trials.

Although the present meta-analysis revealed no significant effect in the group of immunocompromised patients, the estimates were imprecise due to limited number of events and, therefore, solid recommendations cannot be made. That being said, the estimates of the meta-analysis are compatible with a benefit of the same magnitude as observed for the general population of COVID-19 patients. This might mean that enhancing immunosuppression in already immunocompromised patients may not alter the development of specific responses aimed to clear the virus; a reassuring conjecture given that such patients often experience high viral loads and prolonged virologic clearance.<sup>23</sup> Taken together, the results of the meta-analysis may have a

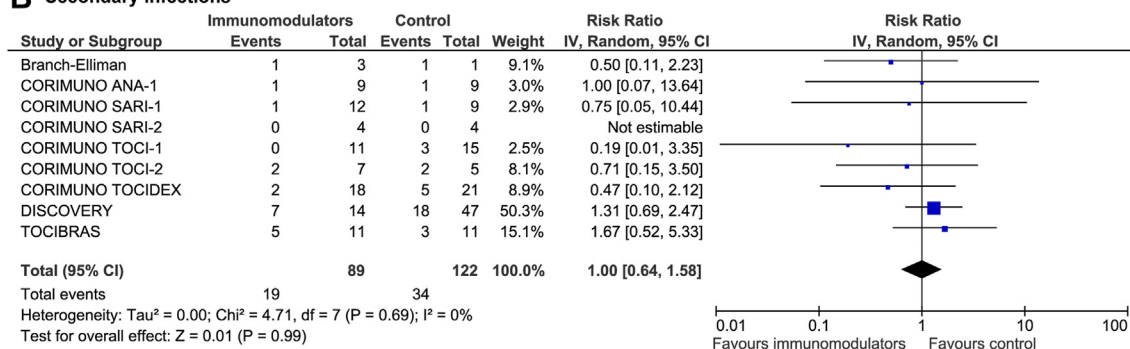


Fig. 2: Risk of bias assessment of included randomized controlled trials. Risk of bias for the primary outcome of the meta-analysis (namely, all-cause 28-day mortality) was assessed using the “Cochrane Risk of Bias tool for randomized trials (RoB 2)”. The tool consisted of five domains: 1) the randomization process, 2) the deviations from the intended interventions, 3) the missing outcome data, 4) the measurement of the outcome, and 5) the selection of the reported results. Each domain had up to seven questions. The green circles represent “low risk of bias”, the yellow circles represent “some concerns”, and the red “high risk of bias”.

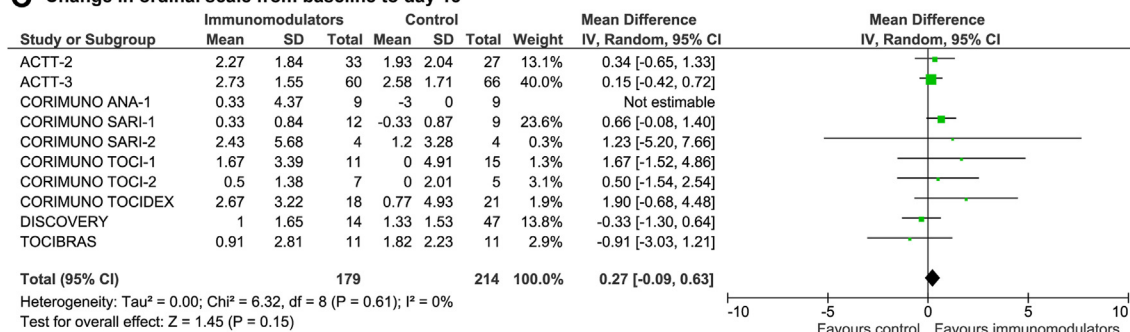
**A 28-day mortality**



**B Secondary infections**



**C Change in ordinal scale from baseline to day 15**



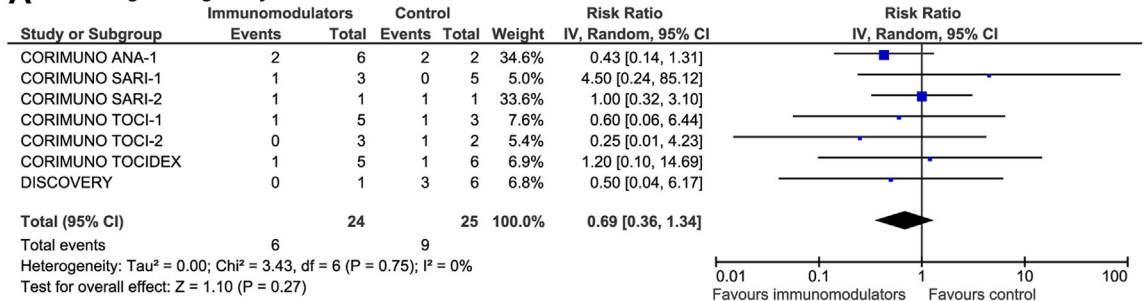
**Fig. 3:** Comparison of immunocompromised patients with COVID-19 randomized to immunomodulators vs control in terms of (A) all-cause 28-day mortality, (B) secondary infections, and (C) change in ordinal scale from baseline to day 15. Pooled risk ratio (RR) and 95% confidence intervals (CI) were calculated using a random-effects model.

direct implication for clinical practice by supporting the guidelines, which recommend immunomodulators for immunocompromised patients similar to the general population.<sup>5</sup> While keeping this general guidance into mind, clinicians caring for immunocompromised patients should appreciate that the evidence basis informing the use of immunomodulators in this population is limited and, thus, clinical decision making for how best to manage these patients is complicated and individual risk/benefit analysis may be needed to inform bedside practice.<sup>18</sup>

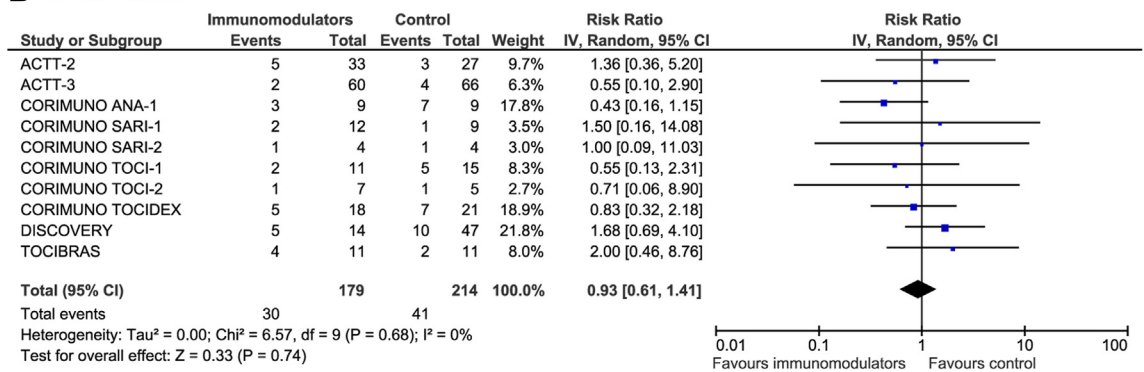
This meta-analysis has limitations. Firstly, not all authors of individual trials responded to our invitation to participate in the meta-analysis. However, the most likely explanation for non-responsiveness may be that those authors had not included any immunocompromised patients. Secondly, no trials evaluating steroid monotherapy were included in the meta-analysis. Finally, we lacked detailed data on the extent or type of immunosuppression and, therefore, as previously in the literature,<sup>5,18,19</sup> we considered patients with a variety of different immunocompromised conditions as a



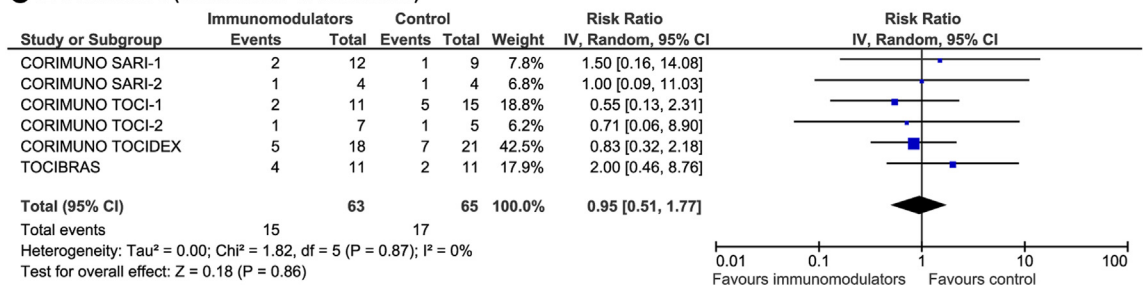
**A Hematologic malignancy**



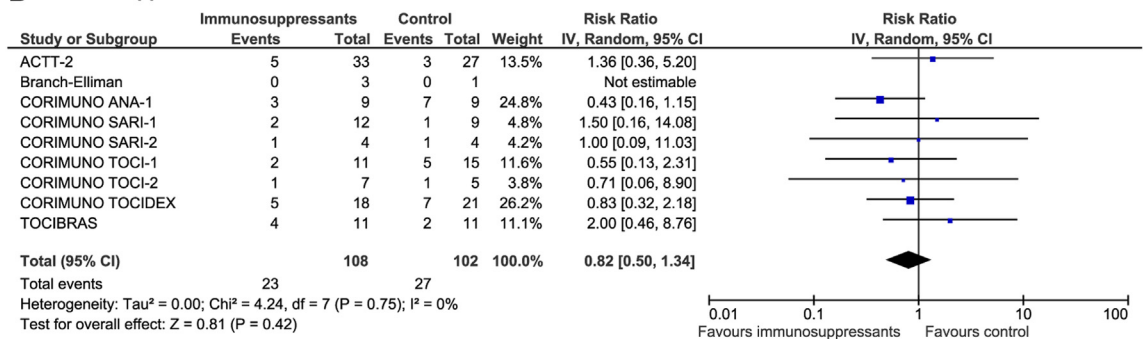
**B Low risk of bias**



**C IL-6 inhibitors (tocilizumab or sarilumab)**



**D Immunosuppressants**



**Fig. 4:** All-cause 28-day mortality of immunocompromised patients with COVID-19 randomized to immunomodulators vs control in the subgroup analyses (A) including only immunocompromised patients with hematologic malignancy, (B) including only trials with low risk of bias, (C) including only trials administering IL-6 inhibitors, and (D) including only trials administering immunosuppressants. Pooled risk ratio (RR) and 95% confidence intervals (CI) were calculated using a random-effects model.

single risk group. We alert the reader that the study population of immunocompromised patients was heterogenous with potentially differential outcomes. Indeed, in sepsis not related to COVID-19, patients with bone marrow transplantation may have higher mortality,<sup>24</sup> but patients with solid organ transplantation may have lower mortality,<sup>25</sup> when compared to non-transplant patients. In COVID-19, evidence suggests that patients with some types of immunosuppression (e.g., associated with ongoing receipt of cytotoxic chemotherapy or receipt of multiple immunosuppressive medications) remain at higher risk of severe disease when compared to patients with other risk profiles.<sup>26,27</sup> It is possible that patients with different types of immunosuppression may exhibit differential treatment responses to immunomodulators that were not able to measure in this study. Patients with different types of immunosuppression also have variable antibody response to mRNA vaccination against COVID-19.<sup>28</sup> However, this heterogeneity of our study population reflects clinical practice and the main findings were consistent among subgroup analyses.

Immunomodulators, compared to control, were not associated with harmful or beneficial outcomes, including mortality, secondary infections, and change in ordinal scale, when administered to immunocompromised patients hospitalized for COVID-19. However, uncertainty due to imprecision indicates that randomized controlled trials more inclusive of immunocompromised patients are needed.

#### Contributors

IIS and EP had full access to all of the data in the study and take responsibility for the integrity of the data and the accuracy of the data analysis. IIS, OH, RP and XM conceived of and designed the study. ACK, DB, VCV, ABC, WBE, EP, KG, NAX, AK, OH, RP and XM contributed to acquisition, analysis, or interpretation of data. IIS and EP drafted the manuscript. ACK, DB, VCV, ABC, WBE, KG, NAX, AK, OH, RP and XM contributed to critical revision of the manuscript for important intellectual content. EP performed the statistical analyses. IIS obtained funding and supervised the study.

#### Data sharing statement

As this was a meta-analysis of already published randomized controlled trials, no new datasets were produced.

#### Declaration of interests

ACK was investigator for the National Institutes of Health Adaptive COVID-19 Treatment Trial. WBE was the site Principal Investigator for a therapeutics study funded by Gilead Sciences (funds to institution) during the past three years. WBE also reports grant funding support from the VA Health Services Research and Development Service (VA HSRD IIR 20-101, 20-076) and from the VA National Artificial Intelligence Institute. OH reports research funds from Roche. The remaining authors (IIS, DB, VCV, ABC, EP, KG, NAX, AK, RP, XM) report no conflicts of interest.

#### Acknowledgements

This study was funded by a grant to IIS from the Hellenic Foundation for Research and Innovation (H.F.R.I.) under the “2nd Call for H.F.R.I. Research Projects to support Post-Doctoral Researchers” (Project Number: 80-1/15.10.2020). This analysis was prepared in part by using ACTT-2 and ACTT-3 research materials obtained from the National

Institute of Allergy and Infectious Diseases (NIAID), United States. We gratefully thank Meilan Han (University of Michigan, United States), Jeffrey Strich (National Institutes of Health Clinical Center, United States), Jarmo Oksi (University of Turku, Finland), Mohammad Sistanizad (Shahid Beheshti University of Medical Sciences, Iran), Mostafa Ghanei (Baqiyatallah University of Medical Sciences, Iran), Evangelos J Giamarellos-Bourboulis (National and Kapodistrian University of Athens Medical School, Greece), Cameron Green (Australian and New Zealand Intensive Care Research Centre, Australia), Luis Corral-Gudino (Universidad de Valladolid, Spain) and Iñigo Les (Navarra Hospital Complex, Spain) for promptly and generously providing us with clarifications regarding their studies. We also thank the VA Boston Cooperative Studies Program (CSP) Team and especially Dr Paul A Monach (VA Boston Department of Medicine and Harvard Medical School, United States) for their assistance with data collection and interpretation. We also thank Dr Florence Ader (Université Claude Bernard Lyon 1, France) for her role regarding the DisCoVeRy trial. Finally, we thank Dr France Mentré (Hôpital Bichat, France) for providing meaningful comments on an earlier version of the manuscript. The views expressed are those of the authors and do not necessarily reflect those of the United States Department of Veterans Affairs or the United States Federal Government.

#### Appendix A. Supplementary data

Supplementary data related to this article can be found at <https://doi.org/10.1016/j.eclinm.2024.102472>.

#### References

- 1 WHO Rapid Evidence Appraisal for COVID-19 Therapies (REACT) Working Group, Shankar-Hari M, Vale CL, Godolphin PJ, et al. Association between administration of IL-6 antagonists and mortality among patients hospitalized for COVID-19: a meta-analysis. *JAMA*. 2021;326(6):499–518.
- 2 Infectious Diseases Society of America. IDSA guidelines on the treatment and management of patients with COVID-19. <https://www.idsociety.org/practice-guideline/covid-19-guideline-treatment-and-management/>; 2023. Accessed November 12, 2023.
- 3 Davidson M, Menon S, Chaimani A, et al. Interleukin-1 blocking agents for treating COVID-19. *Cochrane Database Syst Rev*. 2022;1(1):CD015308.
- 4 Boyarsky BJ, Werbel WA, Avery RK, et al. Antibody response to 2-dose SARS-CoV-2 mRNA vaccine series in solid organ transplant recipients. *JAMA*. 2021;325(21):2204–2206.
- 5 Centers for Disease Control and Prevention. COVID-19 treatment guidelines. Special considerations in people who are immunocompromised. <https://www.covid19treatmentguidelines.nih.gov/special-populations/immunocompromised/>; 2023. Accessed November 12, 2023.
- 6 Sterne JAC, Savović J, Page MJ, et al. RoB 2: a revised tool for assessing risk of bias in randomised trials. *BMJ*. 2019;366:l4898.
- 7 Kalil AC, Patterson TF, Mehta AK, et al, ACTT-2 Study Group Members. Baricitinib plus remdesivir for hospitalized adults with covid-19. *N Engl J Med*. 2021;384(9):795–807.
- 8 Kalil AC, Mehta AK, Patterson TF, et al, ACTT-3 study group members. Efficacy of interferon beta-1a plus remdesivir compared with remdesivir alone in hospitalised adults with COVID-19: a double-blind, randomised, placebo-controlled, phase 3 trial. *Lancet Respir Med*. 2021;9(12):1365–1376.
- 9 Branch-Elliman W, Ferguson R, Doros G, et al. Subcutaneous sarilumab for the treatment of hospitalized patients with moderate to severe COVID-19 disease: a pragmatic, embedded randomized clinical trial. *PLoS One*. 2022;17(2):e0263591.
- 10 CORIMUNO-19 Collaborative group. Effect of anakinra versus usual care in adults in hospital with COVID-19 and mild-to-moderate pneumonia (CORIMUNO-ANA-1): a randomised controlled trial. *Lancet Respir Med*. 2021;9(3):295–304.
- 11 CORIMUNO-19 Collaborative group. Sarilumab in adults hospitalised with moderate-to-severe COVID-19 pneumonia (CORIMUNO-SARI-1): an open-label randomised controlled trial. *Lancet Rheumatol*. 2022;4(1):e24–e32.
- 12 Hermine O, Mariette X, Porcher R, Resche-Rigon M, Tharaux PL, Ravaud P, CORIMUNO-19 Collaborative Group. Effect of interleukin-6 receptor antagonists in critically ill adult patients with

- COVID-19 pneumonia: two randomised controlled trials of the CORIMUNO-19 Collaborative Group. *Eur Respir J*. 2022;60(2):2102523.
- 13 Hermine O, Mariette X, Tharaux PL, Resche-Rigon M, Porcher R, Ravaud P, CORIMUNO-19 Collaborative Group. Effect of tocilizumab vs usual care in adults hospitalized with COVID-19 and moderate or severe pneumonia: a randomized clinical trial. *JAMA Intern Med*. 2021;181(1):32–40.
  - 14 Hermine O, Mariette X, Porcher R, et al. Tocilizumab plus dexamethasone versus dexamethasone in patients with moderate-to-severe COVID-19 pneumonia: a randomised clinical trial from the CORIMUNO-19 study group. *EClinicalMedicine*. 2022;46:101362.
  - 15 Ader F, Peiffer-Smadja N, Poissy J, et al, DisCoVeRy Study Group. An open-label randomized controlled trial of the effect of lopinavir/ritonavir, lopinavir/ritonavir plus IFN- $\beta$ -1a and hydroxychloroquine in hospitalized patients with COVID-19. *Clin Microbiol Infect*. 2021;27(12):1826–1837.
  - 16 Veiga VC, Prats JAGG, Farias DLC, et al. Coalition covid-19 Brazil VI Investigators. Effect of tocilizumab on clinical outcomes at 15 days in patients with severe or critical coronavirus disease 2019: randomised controlled trial. *BMJ*. 2021;372:n84.
  - 17 Trøseid M, Hentzien M, Ader F, et al. Immunocompromised patients have been neglected in COVID-19 trials: a call for action. *Clin Microbiol Infect*. 2022;28(9):1182–1183.
  - 18 Shoham S, Batista C, Ben Amor Y, et al. Lancet commission on COVID-19 vaccines and therapeutics task force. Vaccines and therapeutics for immunocompromised patients with COVID-19. *EClinicalMedicine*. 2023;59:101965.
  - 19 Haidar G, Mellors JW. Improving the outcomes of immunocompromised patients with coronavirus disease 2019. *Clin Infect Dis*. 2021;73(6):e1397–e1401.
  - 20 Pereira MR, Aversa MM, Farr MA, et al. Tocilizumab for severe COVID-19 in solid organ transplant recipients: a matched cohort study. *Am J Transplant*. 2020;20(11):3198–3205.
  - 21 Yamani AH, Alraddadi BM, Almaghrabi RS, et al. Early use of tocilizumab in solid organ transplant recipients with COVID-19: a retrospective cohort study in Saudi Arabia. *Immun Inflamm Dis*. 2022;10(3):e587.
  - 22 Mendoza MA, Ranganath N, Chesdachai S, Yetmar ZA, Razonable R, Abu Saleh O. Immunomodulators for severe coronavirus disease-2019 in transplant patients: do they increase the risk of secondary infection? *Transpl Infect Dis*. 2023;25(2):e14050.
  - 23 Aydllo T, Gonzalez-Reiche AS, Aslam S, et al. Shedding of viable SARS-CoV-2 after immunosuppressive therapy for cancer. *N Engl J Med*. 2020;383(26):2586–2588.
  - 24 Kumar G, Ahmad S, Taneja A, Patel J, Guddati AK, Nanchal R, Milwaukee Initiative in Critical Care Outcomes Research Group of Investigators. Severe sepsis in hematopoietic stem cell transplant recipients. *Crit Care Med*. 2015;43(2):411–421.
  - 25 Kalil AC, Syed A, Rupp ME, et al. Is bacteremic sepsis associated with higher mortality in transplant recipients than in nontransplant patients? A matched case-control propensity-adjusted study. *Clin Infect Dis*. 2015;60(2):216–222.
  - 26 Vo AD, La J, Wu JT, et al. Factors associated with severe COVID-19 among vaccinated adults treated in US Veterans Affairs hospitals. *JAMA Netw Open*. 2022;5(10):e2240037.
  - 27 Fillmore NR, La J, Wu JT, et al. Even after SARS-CoV-2 booster, there is increased COVID-19 breakthrough infection in patients with plasma cell disorders. *Blood Adv*. 2023;7(21):6767–6770.
  - 28 Rahav G, Lustig Y, Lavee J, et al. BNT162b2 mRNA COVID-19 vaccination in immunocompromised patients: a prospective cohort study. *EClinicalMedicine*. 2021;41:101158.