



AALBORG UNIVERSITY
DENMARK

Aalborg Universitet

Pattern identification in melody via wavelets

Velarde, Gissel

Publication date:
2010

Document Version
Early version, also known as pre-print

[Link to publication from Aalborg University](#)

Citation for published version (APA):

Velarde, G. (2010). *Pattern identification in melody via wavelets*. Poster presented at International Society for Music Information Retrieval Conference , Utrecht, Netherlands. <http://ismir2010.ismir.net/program/program-ismir-2010/index.html#demo>

General rights

Copyright and moral rights for the publications made accessible in the public portal are retained by the authors and/or other copyright owners and it is a condition of accessing publications that users recognise and abide by the legal requirements associated with these rights.

- Users may download and print one copy of any publication from the public portal for the purpose of private study or research.
- You may not further distribute the material or use it for any profit-making activity or commercial gain
- You may freely distribute the URL identifying the publication in the public portal -

Take down policy

If you believe that this document breaches copyright please contact us at vbn@aub.aau.dk providing details, and we will remove access to the work immediately and investigate your claim.

PATTERN IDENTIFICATION IN MELODY VIA WAVELETS

Gissel Velarde

ABSTRACT

This study presents a new approach for music representation and pattern identification in melody. Melody is considered as one of the most important elements of analysis in musical units. Western musical examples taken from Stein's book *Structure and Style: The Study and Analysis of Musical Forms* were digitalized into vectors of events and analyzed via wavelets. The examples correspond to the following uses of figures: repetition, sequence, contrary motion and interlocking or overlapping. The wavelet technique was used because its capability in self-similarity detection caused by scales and dilatations. The coefficients found by the discrete and continuous wavelet transforms were plotted in color scales, revealing similarity degrees. The visualization of the coefficients allows identification of patterns and segmentation of musical units. Future work should study systematically a greater corpus of musical examples and uses of figures and extend the analysis through the structure of the form.

APPROACH

Music representation

Figure 1 presents a pattern presented as a vector of events described by its duration and distance to a reference point, being the concatenation of events a musical unit.

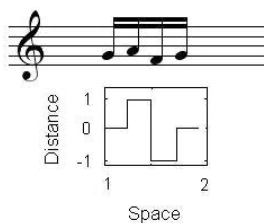


Figure 1. Pattern represented as vector of events.

Similarity Detection

The wavelet coefficient of the vector of events v at scale s and position t is defined as inner product by

$$C(u, s) = \langle v, \psi_{u,s} \rangle = \int_{-\infty}^{+\infty} v(t) \psi_{u,s}(t) dt \quad (1)$$

The wavelet coefficients quantify the resemblance index between the wavelet and the vector of events. Larger coefficients are represented by brighter colors and smaller coefficients by darker colors.

RESULTS

The following Figures correspond to two of the four examples analyzed in this study.

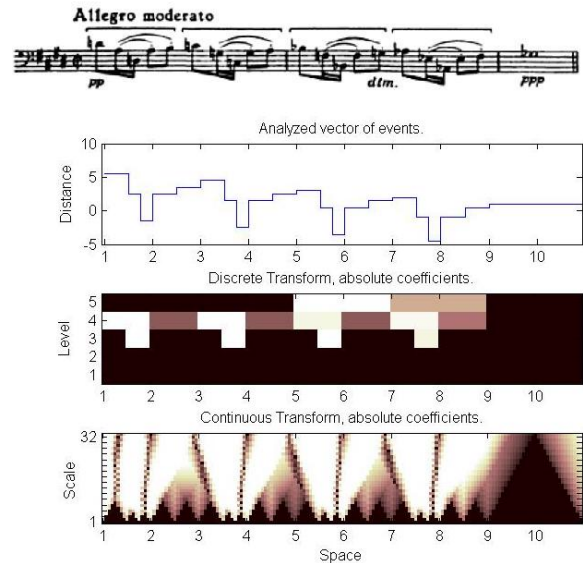


Figure 2. Example of sequence. Wavelet analysis of a passage of Buckner's Symphony N. 7, first movement.

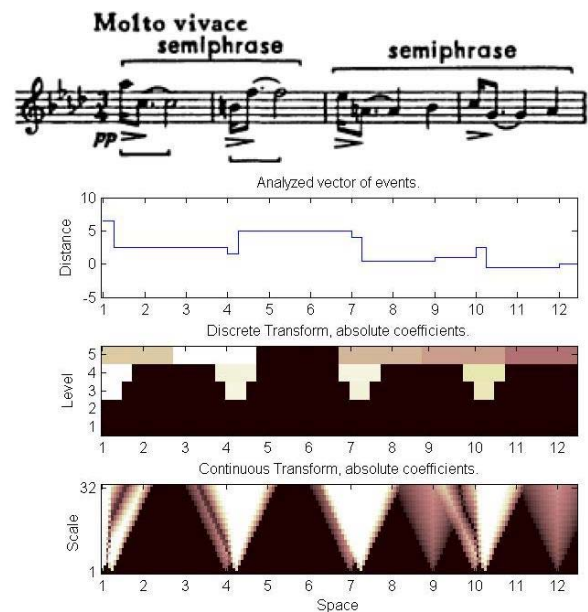


Figure 3. Example of contrary motion. Wavelet analysis of a passage of Schumann's Carnival, Valse Allemanda.