



Vector Triggering Random Decrement Technique for Higher Identification Accuracy

Ibrahim, S.R.; Asmussen, J.C.; Brincker, Rune

Publication date:
1996

Document Version
Early version, also known as pre-print

[Link to publication from Aalborg University](#)

Citation for published version (APA):
Ibrahim, S. R., Asmussen, J. C., & Brincker, R. (1996). *Vector Triggering Random Decrement Technique for Higher Identification Accuracy*. Dept. of Building Technology and Structural Engineering, Aalborg University. Fracture and Dynamics Vol. R9635 No. 93

General rights

Copyright and moral rights for the publications made accessible in the public portal are retained by the authors and/or other copyright owners and it is a condition of accessing publications that users recognise and abide by the legal requirements associated with these rights.

- Users may download and print one copy of any publication from the public portal for the purpose of private study or research.
- You may not further distribute the material or use it for any profit-making activity or commercial gain
- You may freely distribute the URL identifying the publication in the public portal -

Take down policy

If you believe that this document breaches copyright please contact us at vbn@aub.aau.dk providing details, and we will remove access to the work immediately and investigate your claim.

FRACTURE & DYNAMICS
PAPER NO. 93

To be presented at the 15th International Modal Analysis Conference
Orlando, Florida, USA, February 3-6, 1997

S. R. IBRAHIM, J. C. ASMUSSEN & R. BRINCKER
VECTOR TRIGGERING RANDOM DECREMENT TECHNIQUE FOR HIGHER
IDENTIFICATION ACCURACY
NOVEMBER 1996 **ISSN 1395-7953 R9635**

The FRACTURE AND DYNAMICS papers are issued for early dissemination of research results from the Structural Fracture and Dynamics Group at the Department of Building Technology and Structural Engineering, University of Aalborg. These papers are generally submitted to scientific meetings, conferences or journals and should therefore not be widely distributed. Whenever possible reference should be given to the final publications (proceedings, journals, etc.) and not to the Fracture and Dynamics papers.

FRACTURE & DYNAMICS
PAPER NO. 93

To be presented at the 15th International Modal Analysis Conference
Orlando, Florida, USA, February 3-6, 1997

S. R. IBRAHIM, J. C. ASMUSSEN & R. BRINCKER
VECTOR TRIGGERING RANDOM DECREMENT TECHNIQUE FOR HIGHER
IDENTIFICATION ACCURACY
NOVEMBER 1996 ISSN 1395-7953 R9635

VECTOR TRIGGERING RANDOM DECREMENT TECHNIQUE FOR HIGHER IDENTIFICATION ACCURACY

S. R. Ibrahim¹ J. C. Asmussen² R. Brincker²

¹Department of Mechanical Engineering
Old Dominion University
Norfolk, Virginia, USA

²Department of Building Technology and Structural Engineering
Aalborg University, Sohngaardsholmsvej 57, 9000 Aalborg, Denmark

ABSTRACT. Using the Random Decrement (RDD) technique to obtain free response estimates and combining this with time domain modal identification methods to obtain the poles and the mode shapes is acknowledged as a fast and accurate way of analyzing measured responses of structures subjected to ambient loads. Using commonly accepted triggering conditions however, one is limited to use a combination of auto-RDD and cross-RDD functions with high noise contents on the cross-RDD functions. Using only the auto-RDD functions, estimated independently for each channel, causes the loss of phase information and thus the possibility of estimating mode shapes. In this paper, a new algorithm is suggested that is based on pure auto-triggering. Auto-RDD functions are estimated for all channel to obtain functions with a minimum of noise, but using a vector triggering condition that preserves phase information, and thus, allows for estimation of both poles and mode shapes. The proposed technique (VRDD) is compared with more commonly used triggering conditions by evaluating modal parameters estimated by time domain technique on simulated data.

τ Time
 ϕ Modal displacement(s)

Symbols

[] Rectangular matrix
{ } Vector
|| Magnitude
 \angle Phase angle

Abbreviations

ARMAV Vector Auto-Regressive Moving Average
DOF Degree(s) Of Freedom
ITD Ibrahim Time Domain technique
RDD Random Decrement technique
rms Root mean square
VRDD Vector Triggering Random Decrement technique

NOMENCLATURE

Roman

a Constant
b Constant
A State space matrix
f Frequency or force
H Transfer matrix
N Number of averages
r Random responses
t Time
T Time
x Free response

Greek

α Modal displacement
 β Modal displacement
 ζ Damping factor
 λ Characteristic root

1. INTRODUCTION

Since its introduction by Henry Cole [1], Random Decrement, RDD, technique has been extensively investigated and used [2-7] as a powerful tool in Modal Identification. It economically and efficiently converts random responses, due to unknown or unmeasured stationary random input, to free-decay responses. Such responses are suitable for many modal identification techniques in both time and frequency domains. Such approach renders itself as an efficient and powerful tool to analyze ambient responses from all types of structures.

The basis of the RDD is quite simple. The forced responses of a structure can be written as:

$$\{r(t)\} = e^{[A(t-t_0)]}\{r(t_0)\} + \int_{t_0}^t [H(\tau)]\{f(t-\tau)\}d\tau \quad (1)$$

The first part of equation (1) is the homogeneous solution of the system's governing differential equations of motion which is dependent on system's dynamic characteristics and not on the input. The second part is the particular integral and is dependent on systems' transfer functions and input.

In using RDD for modal identification, the phase relations between different measurements must remain unchanged or if changed the changes must be systematic and later corrections of identified mode shapes must be performed.

Thus, the RDD functions computed for the responses of equation (1) can be written as:

$$\{x(\tau)\} = \frac{1}{N} \sum_{i=1}^N \{r(t_i + \tau)\} \quad (2)$$

If $\{f(t)\}$ in equation (1) are stationary random and N is a large number of averages, the second part of equation (1) averages out. To ensure that the first part of equation (1), the free-decay responses, do not average out, a condition is associated with t_i . This condition is referred to as the triggering condition. Triggering condition is applied only to a selected measurement j . Among well known triggering conditions are:

$$r_j(t_i) = a \quad (3-a)$$

$$r_j(t_i) \geq a \quad (3-b)$$

$$a \leq r_j(t_i) \leq b \quad (3-c)$$

$$r_j(t_i) \geq 0 \quad (3-d)$$

$$\dot{r}_j/dt|_{t=t_i} > 0 \text{ and } r_j(t_i) = 0 \quad (3-e)$$

The reference measurement j can be any arbitrary measurement or the RDD computation can be repeated as many times as the number of measurements, changing the reference measurement every time, [5].

The response of measurement j , $x_j(\tau)$, is referred to as the auto RDD while for other measurements cross RDD results. This is analogous to auto-correlation and cross-correlation functions.

The auto RDD functions are known to have less noise than the cross RDD ones. This is due in part to the higher rms value of auto RDD functions.

The purpose of this work is to present a vector triggering approach which produces all auto RDD functions while maintaining phase relations between measurements. This is expected to reduce the noise to signal ratio in all resulting RDD functions; thus improve identification accuracy.

2. THEORY OF PROPOSED APPROACH (VRDD)

For the purpose of derivation, and without the loss of generality, consider two random responses $r_1(t)$ and $r_2(t)$ which were simultaneously recorded. To compute two auto RDD functions triggering conditions must be simultaneously applied to both measurements; thus:

$$x_1(\tau) = \Sigma r_1(t_i + \tau) \quad (4-a)$$

$$x_2(\tau) = \Sigma r_2(T_i + \tau) \quad (4-b)$$

Considering only the deterministic part of equation (1) and expressing that homogeneous solution in terms of modal properties then:

$$x_1(\tau) = \sum_{i=1}^N \sum_{j=1}^m a_{ij} \alpha_j e^{\lambda_j(\tau)} \quad (5-a)$$

$$x_2(\tau) = \sum_{i=1}^N \sum_{j=1}^m a_{ij} \beta_j e^{\lambda_j(\Delta t_i + \tau)} \quad (5-b)$$

where α_j and β_j are the normalized modal displacements of mode j in x_1 and x_2 , a_{ij} is a constant for mode number j in ensemble number i and $\Delta t_i = T_i - t_i$.

Rewriting equations (5),

$$x_1(\tau) = \sum_{j=1}^m \left(\sum_{i=1}^N a_{ij} \right) \alpha_j e^{\lambda_j \tau} \quad (6-a)$$

$$x_2(\tau) = \sum_{j=1}^m \left(\sum_{i=1}^N a_{ij} e^{\lambda_j \Delta t_i} \right) \beta_j e^{\lambda_j \tau} \quad (6-b)$$

As it can be seen from equation (6), the relative mode shape of measurement 2 relative to measurement 1 is:

$$(\phi_{2/1})_j = \left(\frac{\sum_{i=1}^N a_{ij} e^{\lambda_j \Delta t_i}}{\sum_{i=1}^N a_{ij}} \right) (\beta_j / \alpha_j) \quad (7)$$

Needless to say, this is an erroneous mode shape and need to be corrected. Correction becomes possible in the following situations:

2.1 Zero Time Shift Consistent Sign Vector Triggering

This is the case where at triggering times t_i the sign of response vector remain unchanged (e.g. in the case of two responses the sign of x_1 and x_2 remains ++, +-, -+ or --). In this case Δt_i is zero and the two RDD functions are auto functions.

2.2 Constant Time Shift Vector Triggering

In this case one is to seek a constant time shift, ($\Delta t_i = \Delta \tau$), at which both measurement satisfy their individually imposed triggering conditions. This constant time shift is applied to all ensembles.

2.2.1 Choice of Time Shifts

For n measurements, the time shifts $\Delta t_1, \Delta t_2, \dots, \Delta t_n$ should be selected in a way to obtain the maximum number of trig points. The obvious possibility is to estimate a column in the covariance functions at both positive and negative time points using the normal RDD technique with one triggering measurement j . To obtain the maximum number of triggering points for measurement i the time shifts Δt_i can be chosen from

$$\max(x_{i,j}(\tau)) \Rightarrow \Delta t_i = \tau \quad (8)$$

The time shift corresponding to $i = j$ is $\Delta t_i = 0$ which is the time lag with maximum value for the auto covariance of a stationary time series.

2.2.2 Correction for Time Shifts

In order to take the time shift into account the procedure is that every VRDD function is shifted minus the corresponding time delay used in the triggering condition on the actual measurement. Then a number of points equal to the largest magnitude of the time shifts used in the measurement set is deleted.

3. SIMULATED EXPERIMENTS

3.1 Experiment 1:

This experiment is based on a 2-DOF system with the following modal parameters.

f [Hz]	ζ [%]	$ \Phi ^1$	$ \Phi ^2$	$\angle\Phi^1$	$\angle\Phi^2$
2.0984	0.0109	1.0000	1.4757	0.0000	178.88
1.2945	0.0339	1.0000	0.6775	0.0000	0.68

The results are based on 200 independent simulations. The system is loaded with uncorrelated white noise at each mass, and simulated with an ARMAV model which assures covariance equivalence between the continuous and discrete response. Furthermore, because the system is so simple 10% independent Gaussian white noise are added to both responses (10% is standard deviation of the noise divided by the standard deviation of the noise free response). Five hundred points are generated in each time series. The sampling frequency is 10 Hz.

The random responses were processed using different types of RDD triggering. The resulting RDD functions are then used in the ITD modal identification algorithm, [8].

Three different quality measures are used: Bias, equation (9), Variance, equation (10) and Relative Error, equation (11). In all three equations x could be the theoretical frequency, damping ratio or magnitude of the non-unit normalized mode shape component. \hat{x} is the corresponding estimate from RDD-ITD.

$$Bias = \sum_{i=1}^2 \frac{|x_i - \hat{x}_i|}{\sigma_{x_i}} \quad (9)$$

$$Variance = \sum_{i=1}^2 \frac{\sigma_{x_i}}{x_i} \quad (10)$$

$$Relative\ Error = \sum_{i=1}^2 \frac{|x_i - \hat{x}_i|}{x_i} \quad (11)$$

Figure 1 shows the RDD functions using triggering at a single measurement. The time lags is positive and negative. The (*) and the (o) marked on the cross RDD functions give optimum time delays for vector triggering as discussed in Section 2.2.1.

Figure 2 shows the typical VRDD functions with both positive and negative time. Notice that the functions are not symmetric around $\tau = 0$, which indicates that the VRDD functions are not pure auto correlation functions.

For the 200 simulations the average number of trig points were:

RDD1	RDD2	VRDD(*)	VRDD(o)
200	200	145	55

The above table illustrates the influence of the triggering time shifts on the expected number of triggering points. The quality measures are calculated from the 200 simulations. The results are shown in Figure 3. Five different bars are shown in each figure. Bar 1 corresponds to results from using RDD functions using triggering at response of the first mass only. Bar 2 corresponds to results from using RDD functions estimated from triggering at the response of the second mass only. Bar 3 corresponds to results from all 4 RDD functions. Bar 4 corresponds to results from VRDD functions estimated using a time shift corresponding to (*) at the response of the second mass. Bar 5 corresponds to results from VRDD functions estimated using a time shift corresponding to (o) at the response of the second mass.

The results indicate the importance of choosing time shifts for triggering with high correlation. The figures show that the VRDD technique, Bar 4, can be more accurate than the traditional RDD technique. The results in VRDD Bar 5 show the effects of using improper time delay and low number of averages.

3.2 Experiment 2

This experiment is based on a 2-DOF system with the following modal parameters.

f [Hz]	ζ [%]	$ \Phi ^1$	$ \Phi ^2$	$\angle\Phi^1$	$\angle\Phi^2$
1.5583	0.0219	1.0000	0.0829	0.0000	2.2114
4.2231	0.0183	1.0000	12.0246	0.0000	174.0182

The results are based on 200 independent simulations. The system are loaded by uncorrelated white noise at each mass, and simulated with an ARMAV model which assures covariance equivalence between the continuous and discrete response. 2000 points are generated in each time series. The sampling frequency is 20 Hz. Figure 4 shows the RDD functions using triggering at a single measurement.

Figure 5 shows the typical VRDD functions with both positive and negative time. the time shifts is chosen to $1 \cdot \Delta t$, which corresponds to maximum correlation between the two measurements as seen from Figure 4. The average number of triggering points were:

RDD 1	RDD 2	VRDD
960	960	500

The RMS of the RDD functions in figure 4 and figure 5 are:

RDD 11	RDD 21	RDD 12	RDD 22	VRDD1	VRDD2
0.5767	0.0678	0.0620	0.4606	0.5871	0.4365

Figure 6 shows the results for the quality measures as defined in equations (9) to (11). Bar 1 is the results from triggering at the response of the 1st mass, Bar 2 is the results from triggering at the response of the 2nd mass, Bar 3 is the results from all 4 RDD functions (see figure 4) and Bar 4 is the results from the VRDD technique.

Figure 6 shows that the VRDD approach is superior compared to the RDD technique where only triggering at a single measurement is used.

4. ACKNOWLEDGEMENTS

The first author expresses his gratitude to the Department of Building Technology and Structural Engineering, Aalborg University, Denmark for hosting him in Summer of 96 to conduct parts of this project. Work is supported by the Danish Technical Council.

5. REFERENCES

- [1] Cole, H. A., "On-The-Line Analysis of Random Vibrations," AIAA Paper No. 68-288 (1968).
- [2] Ibrahim, S. R., "Random Decrement Technique for Modal Identification of Structures," The AIAA Journal of Spacecraft 14 (11), 696-700.
- [3] Vandiver, et al., "A Mathematical Basis for the Random Decrement Vibration Signature Analysis Technique," Journal of Mechanical Design (1982), 104, 307-313.
- [4] Ibrahim, S. R., "Incipient Failure Detection from Random Decrement Time Functions," Random Vibration, T. C. Huang and P. D. Spanos, eds., AMD-65, 69-81.
- [5] Ibrahim, S. R., Wentz, K. R. and Lee, Jr., "Damping Identification from Nonlinear Random Responses Using a Multi-Triggering Random Decrement Technique," Journal of Mechanical Systems and Signal Processing (1987), 1(4), 389-397.
- [6] Brincker, R., Krenk, S., Kirkegaard, P. H. and Rytter, A., "Identification of Dynamical Properties from Correlation Function Estimates," Bygningstatiske meddelelser (1992), 63(1), 1-38.
- [7] Asmussen, J. C., Ibrahim, S. R. and Brincker, R., "Random Decrement and Regression Analysis of Traffic Responses of Bridges," Proceedings of 14th International Modal Analysis Conference, Dearborn, Michigan (1996), 1, 453-458.
- [8] Ibrahim, S. R., "An Upper Hessenberg Sparse Matrix Algorithm for Modal Identification of Minicomputers," Journal of Sound and Vibration (1987), 113(1), 47-57.

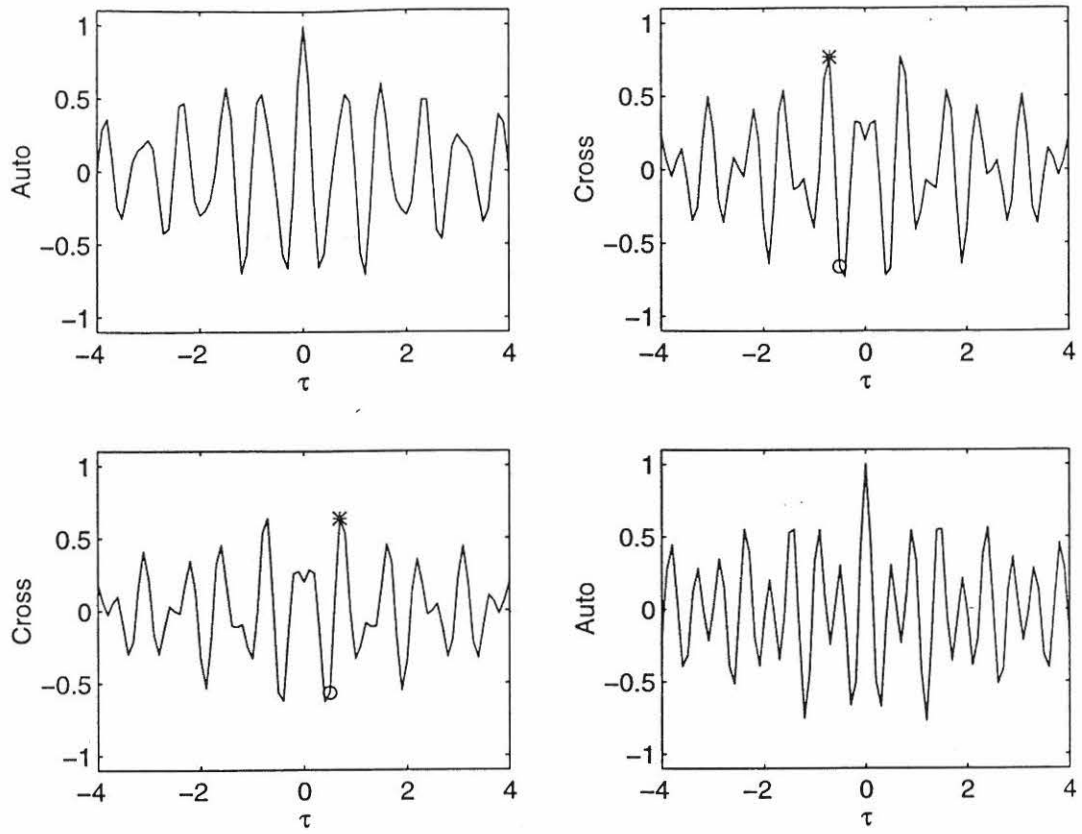


Figure 1. RDD functions using measurement 1 (left) and measurement 2 (right) for triggering. The (*) and (o) on the cross functions designate optimum time delays for VRDD calculations

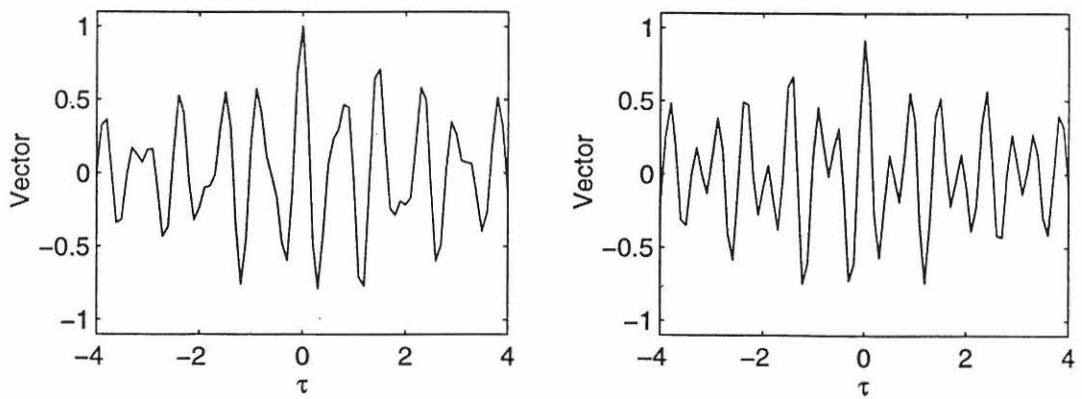


Figure 2. VRDD functions using the (*) time delay from Figure 1.

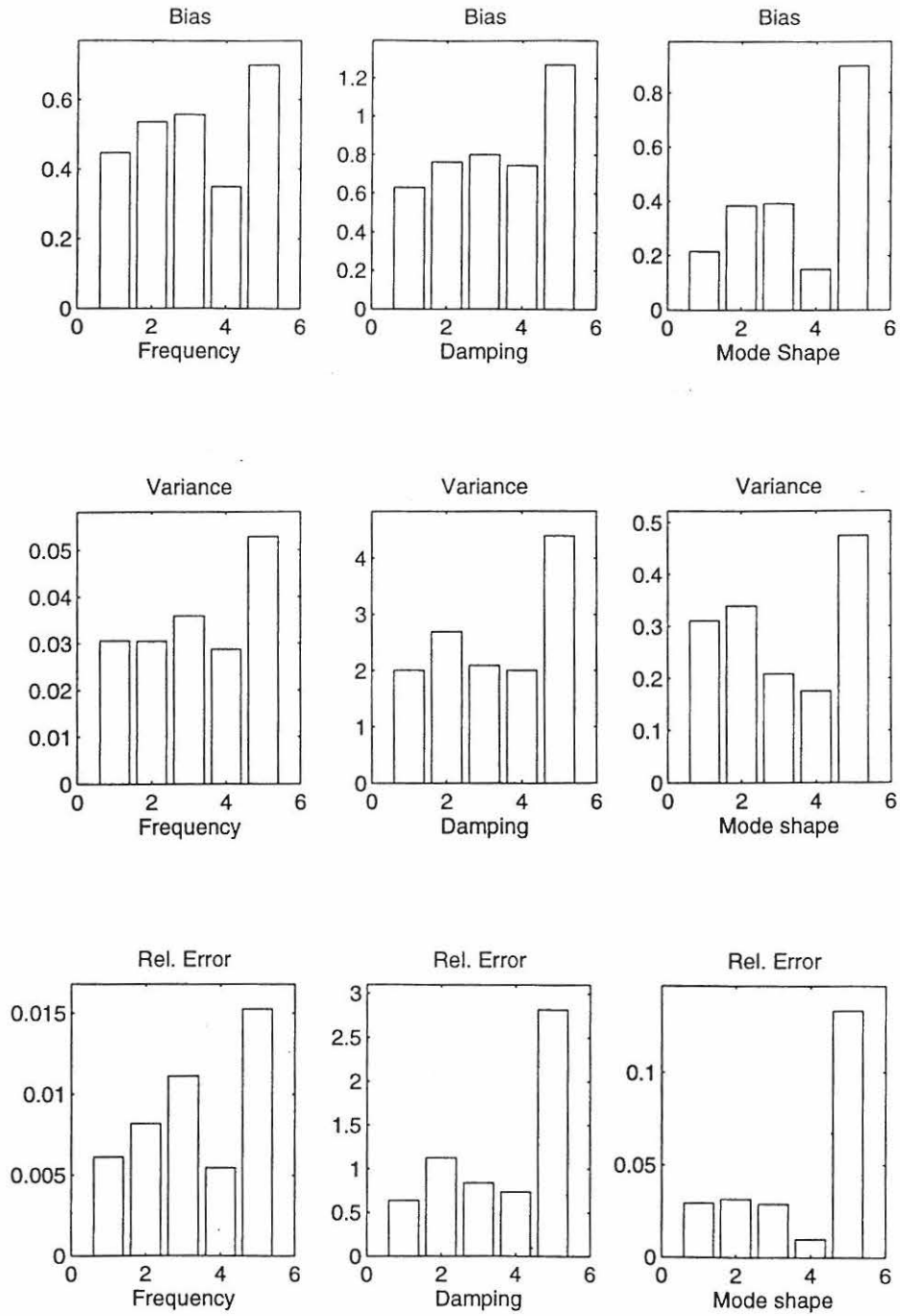


Figure 3. Bias, Variance and Relative Error for different triggering conditions for experiment 1.

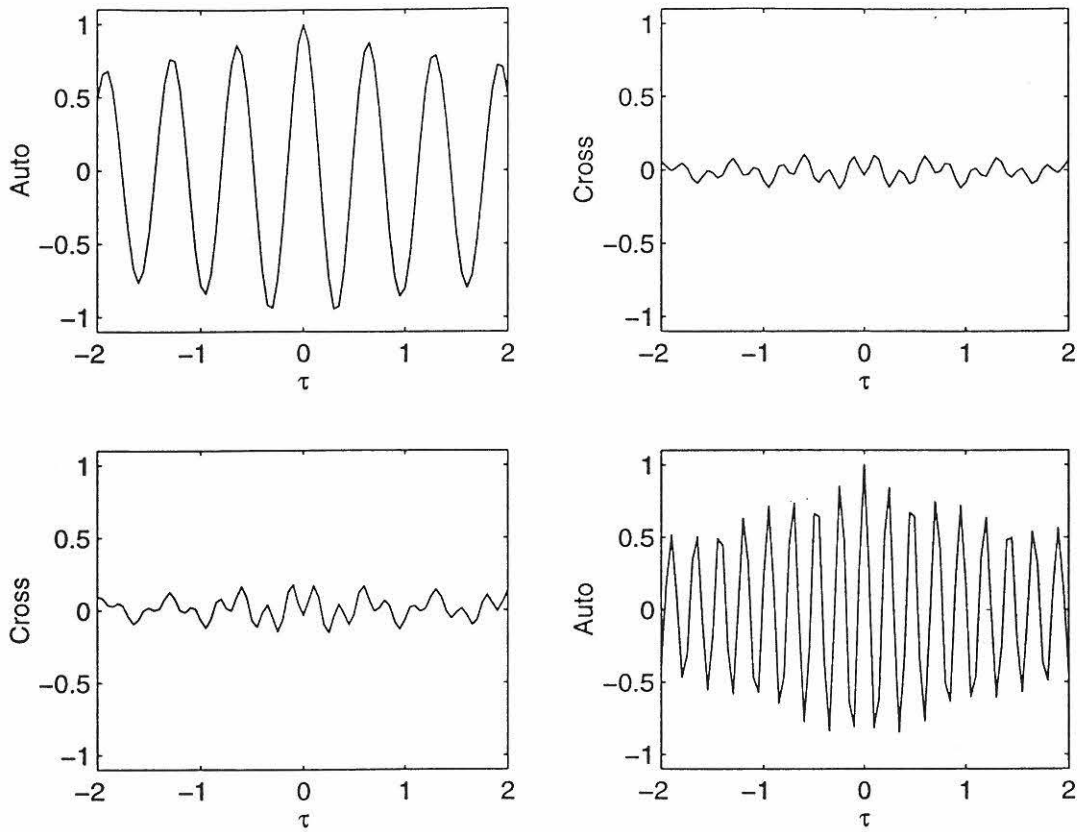


Figure 4. RDD functions using measurement 1 (left) and measurement 2 (right) for triggering.

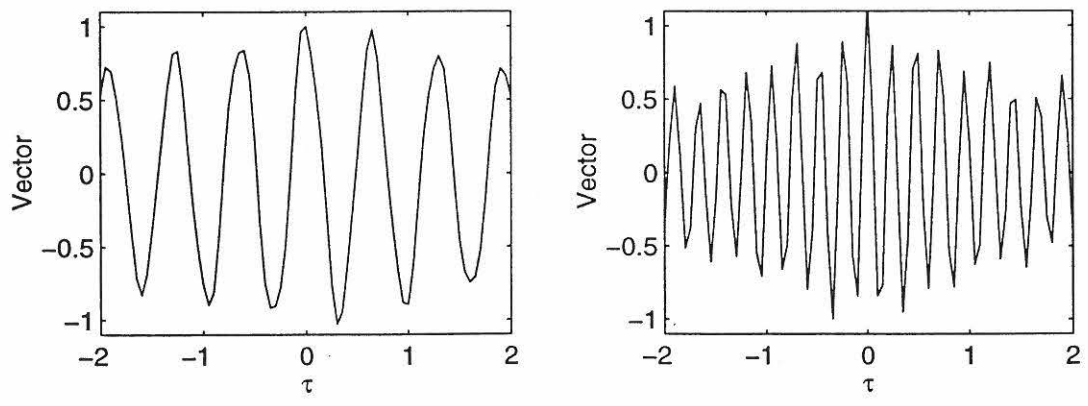


Figure 5. VRDD functions for experiment 2

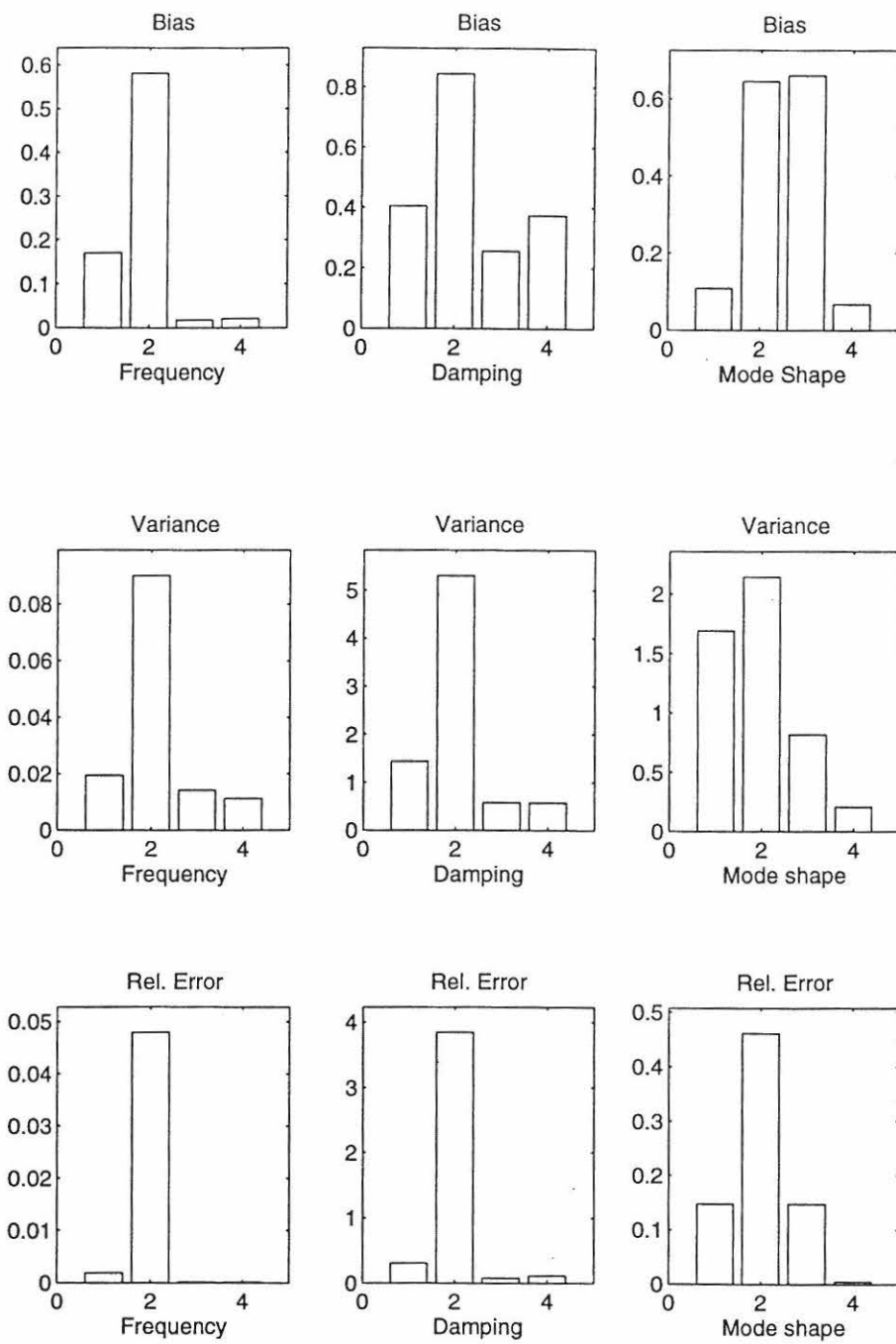


Figure 6. Bias, Variance and Relative Error for different triggering conditions for experiment 2.

FRACTURE AND DYNAMICS PAPERS

PAPER NO. 59: P. H. Kirkegaard & A. Rytter: *A Comparative Study of Three Vibration Based Damage Assessment Techniques*. ISSN 0902-7513 R9435.

PAPER NO. 60: P. H. Kirkegaard, J. C. Asmussen, P. Andersen & R. Brincker: *An Experimental Study of an Offshore Platform*. ISSN 0902-7513 R9441.

PAPER NO. 61: R. Brincker, P. Andersen, P. H. Kirkegaard, J. P. Ulfkjær: *Damage Detection in Laboratory Concrete Beams*. ISSN 0902-7513 R9458.

PAPER NO. 62: R. Brincker, J. Simonsen, W. Hansen: *Some Aspects of Formation of Cracks in FRC with Main Reinforcement*. ISSN 0902-7513 R9506.

PAPER NO. 63: R. Brincker, J. P. Ulfkjær, P. Adamsen, L. Langvad, R. Toft: *Analytical Model for Hook Anchor Pull-out*. ISSN 0902-7513 R9511.

PAPER NO. 64: P. S. Skjærbæk, S. R. K. Nielsen, A. Ş. Çakmak: *Assessment of Damage in Seismically Excited RC-Structures from a Single Measured Response*. ISSN 1395-7953 R9528.

PAPER NO. 65: J. C. Asmussen, S. R. Ibrahim, R. Brincker: *Random Decrement and Regression Analysis of Traffic Responses of Bridges*. ISSN 1395-7953 R9529.

PAPER NO. 66: R. Brincker, P. Andersen, M. E. Martinez, F. Tallavó: *Modal Analysis of an Offshore Platform using Two Different ARMA Approaches*. ISSN 1395-7953 R9531.

PAPER NO. 67: J. C. Asmussen, R. Brincker: *Estimation of Frequency Response Functions by Random Decrement*. ISSN 1395-7953 R9532.

PAPER NO. 68: P. H. Kirkegaard, P. Andersen, R. Brincker: *Identification of an Equivalent Linear Model for a Non-Linear Time-Variant RC-Structure*. ISSN 1395-7953 R9533.

PAPER NO. 69: P. H. Kirkegaard, P. Andersen, R. Brincker: *Identification of the Skirt Piled Gullfaks C Gravity Platform using ARMAV Models*. ISSN 1395-7953 R9534.

PAPER NO. 70: P. H. Kirkegaard, P. Andersen, R. Brincker: *Identification of Civil Engineering Structures using Multivariate ARMAV and RARMAV Models*. ISSN 1395-7953 R9535.

PAPER NO. 71: P. Andersen, R. Brincker, P. H. Kirkegaard: *Theory of Covariance Equivalent ARMAV Models of Civil Engineering Structures*. ISSN 1395-7953 R9536.

PAPER NO. 72: S. R. Ibrahim, R. Brincker, J. C. Asmussen: *Modal Parameter Identification from Responses of General Unknown Random Inputs*. ISSN 1395-7953 R9544.

PAPER NO. 73: S. R. K. Nielsen, P. H. Kirkegaard: *Active Vibration Control of a Monopile Offshore Structure. Part One - Pilot Project*. ISSN 1395-7953 R9609.

PAPER NO. 74: J. P. Ulfkjær, L. Pilegaard Hansen, S. Qvist, S. H. Madsen: *Fracture Energy of Plain Concrete Beams at Different Rates of Loading*. ISSN 1395-7953 R9610.

PAPER NO 75: J. P. Ulfkjær, M. S. Henriksen, B. Aarup: *Experimental Investigation of the Fracture Behaviour of Reinforced Ultra High Strength Concrete*. ISSN 1395-7953 R9611.

FRACTURE AND DYNAMICS PAPERS

PAPER NO. 76: J. C. Asmussen, P. Andersen: *Identification of EURO-SEIS Test Structure*. ISSN 1395-7953 R9612.

PAPER NO. 77: P. S. Skjærbæk, S. R. K. Nielsen, A. Ş. Çakmak: *Identification of Damage in RC-Structures from Earthquake Records - Optimal Location of Sensors*. ISSN 1395-7953 R9614.

PAPER NO. 78: P. Andersen, P. H. Kirkegaard, R. Brincker: *System Identification of Civil Engineering Structures using State Space and ARMAV Models*. ISSN 1395-7953 R9618.

PAPER NO. 79: P. H. Kirkegaard, P. S. Skjærbæk, P. Andersen: *Identification of Time Varying Civil Engineering Structures using Multivariate Recursive Time Domain Models*. ISSN 1395-7953 R9619.

PAPER NO. 80: J. C. Asmussen, R. Brincker: *Estimation of Correlation Functions by Random Decrement*. ISSN 1395-7953 R9624.

PAPER NO. 81: M. S. Henriksen, J. P. Ulfkjær, R. Brincker: *Scale Effects and Transitional Failure Phenomena of Reinforced concrete Beams in Flexure. Part 1*. ISSN 1395-7953 R9628.

PAPER NO. 82: P. Andersen, P. H. Kirkegaard, R. Brincker: *Filtering out Environmental Effects in Damage Detection of Civil Engineering Structures*. ISSN 1395-7953 R9633.

PAPER NO. 83: P. S. Skjærbæk, S. R. K. Nielsen, P. H. Kirkegaard, A. Ş. Çakmak: *Case Study of Local Damage Indicators for a 2-Bay, 6-Storey RC-Frame subject to Earthquakes*. ISSN 1395-7953 R9639.

PAPER NO. 84: P. S. Skjærbæk, S. R. K. Nielsen, P. H. Kirkegaard, A. Ş. Çakmak: *Modal Identification of a Time-Invariant 6-Storey Model Test RC-Frame from Free Decay Tests using Multi-Variate Models*. ISSN 1395-7953 R9640.

PAPER NO. 91: P. S. Skjærbæk, P. H. Kirkegaard, G. N. Fouskitakis, S. D. Fassois: *Non-Stationary Modelling and Simulation of Near-Source Earthquake Ground Motion: ARMA and Neural Network Methods*. ISSN 1395-7953 R9641.

PAPER NO. 92: J. C. Asmussen, S. R. Ibrahim, R. Brincker: *Application of Vector Triggering Random Decrement*. ISSN 1395-7953 R9634.

PAPER NO. 93: S. R. Ibrahim, J. C. Asmussen, R. Brincker: *Vector Triggering Random Decrement Technique for Higher Identification Accuracy*. ISSN 1395-7953 R9635.

PAPER NO. 94: R. Brincker, J. C. Asmussen: *Random Decrement Based FRF Estimation*. ISSN 1395-7953 R9636.

PAPER NO. 95: P. H. Kirkegaard, P. Andersen, R. Brincker: *Structural Time Domain Identification (STDI) Toolbox for Use with MATLAB*. ISSN 1395-7953 R9642.

PAPER NO. 96: P. H. Kirkegaard, P. Andersen: *State Space Identification of Civil Engineering Structures from Output Measurements*. ISSN 1395-7953 R9643.

Department of Building Technology and Structural Engineering
Aalborg University, Sohngaardsholmsvej 57, DK 9000 Aalborg
Telephone: +45 98 15 85 22 Telefax: +45 98 14 82 43