



On the value of SHM in the context of service life integrity management

Qin, Jianjun; Thöns, Sebastian; Faber, Michael Havbro

Published in:

Proceedings of the 12th International Conference on Applications of Statistics and Probability in Civil Engineering

Publication date:

2015

Document Version

Publisher's PDF, also known as Version of record

[Link to publication from Aalborg University](#)

Citation for published version (APA):

Qin, J., Thöns, S., & Faber, M. H. (2015). On the value of SHM in the context of service life integrity management. In *Proceedings of the 12th International Conference on Applications of Statistics and Probability in Civil Engineering* (pp. 8)

General rights

Copyright and moral rights for the publications made accessible in the public portal are retained by the authors and/or other copyright owners and it is a condition of accessing publications that users recognise and abide by the legal requirements associated with these rights.

- Users may download and print one copy of any publication from the public portal for the purpose of private study or research.
- You may not further distribute the material or use it for any profit-making activity or commercial gain
- You may freely distribute the URL identifying the publication in the public portal -

Take down policy

If you believe that this document breaches copyright please contact us at vbn@aub.aau.dk providing details, and we will remove access to the work immediately and investigate your claim.

On the Value of SHM in the Context of Service Life Integrity Management

Jianjun Qin

Assistant Professor, Shanghai Institute of Disaster Prevention and Relief, Tongji University, Shanghai, China.

Sebastian Thöns

Associate Professor, Dept. of Civil Engineering, Technical University of Denmark, Lyngby, Denmark.

Michael H. Faber

Professor, Dept. of Civil Engineering, Technical University of Denmark, Lyngby, Denmark.

ABSTRACT: This paper addresses the optimization of structural health monitoring (SHM) before its implementation on the basis of its Value of Information (VoI). The approach for the quantification of the value of SHM builds upon a service life cost assessment and generic structural performance model in conjunction with the observation, i.e. monitoring, of deterioration increments. The structural performance is described with a generic deterioration model to be calibrated to the relevant structural deterioration mechanism, such as e.g. fatigue and corrosion. The generic deterioration model allows for the incorporation of monitored damage increments and accounts for the precision of the data by considering the statistical uncertainties, i.e. the amount of monitoring data due to the monitoring period, and by considering the measurement uncertainty. The value of structural health monitoring is then quantified in the framework of the Bayesian pre-posterior decision theory as the difference between the expected service-life costs considering an optimal structural integrity management and the service life costs utilizing an optimal SHM system and structural integrity management. With an example the application of the approach is shown and the value of the monitoring period optimized SHM information is determined.

1. INTRODUCTION

The existence of uncertainties in the assessment of the system performance is one of the most important reasons for risks throughout the service life of engineered structures. Structural health monitoring (SHM) is one major means of collecting relevant information for the reduction of risks. Structural health monitoring has over the last 2-3 decades become a topic of significant interest within the structural engineering research community, but also in the broader areas of civil and mechanical engineering, see e.g. Doebling, et al., (1996), Staszewski, et al., (2004) and Providakis and Liarakos, (2014). Whereas the merits of health monitoring are generally appreciated in qualitative terms, and SHM as such forms a rather developed research area in itself, only more recently dedicated research on the quantification of the benefit of health

monitoring – prior to its implementation - has been reported, see e.g. Pozzi and Kiureghian, (2011) and Thöns and Faber, (2013).

This paper addresses the optimization of SHM before its implementation for engineered structures on the basis of the Value of Information (VoI). The concept of VoI was introduced in 1960s, i.e. Raiffa and Schlaifer, (1961). Starting from this century, this concept is of great interest in the study of life-cycle decision making of engineered structures due to the rising concern of large-scale systems and the complex functional and statistical dependencies in the systems, see Straub and Faber (2005), Bayraktarli, et al., (2006) and Pozzi and Der Kiureghian, (2011) as examples. Straub and Faber, (2005) considers the risk based inspection (RBI) planning for engineering systems together with the discussion of various aspects of

dependencies in the systems. Bayraktarli, et al., (2006) discusses the earthquake risk management from the perspective of cost and risk analysis. Pozzi and Der Kiureghian, (2011) formulates the framework for the assessment of VoI to facilitate the rank of competitive measuring systems.

In the following, the assessment of service-life costs in conjunction with the structural performance description is outlined (Section 2). Consecutively, the probabilistic models of structural performance considering its deterioration and the remedial actions, which is generalized for the convenience of discussion (Section 3), are integrated into the proposed theoretical framework of VoI from the Bayesian pre-posterior decision analysis (Section 4). A case study is presented to document the utilisation of this approach for the derivation of a monitoring time SHM system. Finally, conclusions in respect to the general model and the results of the case are drawn.

2. SERVICE-LIFE COST ASSESSMENT

An engineered structure with two states, i.e. “failure” and “no failure” is considered. It is assumed that one inspection can be planned within the service life of the structure, i.e. T_s . Depending on the inspection result at time t_j (measured in number of years with $t_0 < t_j < T_s$, where t_0 is the starting time of the structure in use), the structure might be repaired or not. Note that actually the interval between inspection and the decision to repair could be any length, e.g. several days, months or years. For convenience and without loss of generality, the interval is set to one year in the following discussion.

The decision event tree utilized in the assessment of service-life cost is illustrated in Figure 1. In the figure, C_{rep} , C_{insp} and C_{fail} represent the cost of repair, inspection and failure (damage loss) at the end of the service life T_s , respectively. At the starting time of the structure in use, the expected service life costs with the plan that the inspection would be done at t_j may be written as the function of t_j as:

$$C_{SL}(t_j) = C_1 + C_2 + C_3 + C_4 + C_5 =$$

$$P_{S_{t_j}} C_{insp} \frac{1}{(1+r)^{t_j}} + \sum_{i=1}^{t_j} P_{F_i} C_{fail} \frac{1}{(1+r)^i} +$$

$$P_{IR_{t_j}} C_{rep} \frac{1}{(1+r)^{t_j}} + \sum_{i=t_j+1}^{T_s} P_{F_i, IR_{t_j}} C_{fail} \frac{1}{(1+r)^i} +$$

$$\sum_{i=t_j+1}^{T_s} P_{F_i, \bar{IR}_{t_j}} C_{fail} \frac{1}{(1+r)^i} \quad (1)$$

where P_{S_t} and P_{IR_t} are the probabilities of the event that the structure is in the state “no failure” and it needs repair at time t respectively. P_{F_t} is the probability of the event that the structure is in the state “failure” at time t but in the “no failure” state at $t-1$. $P_{F_i, IR_{t_j}}$ and $P_{F_i, \bar{IR}_{t_j}}$ represent the probabilities of the event that the structure fails at t_i given repair or given no repair at t_j . In Eq. (1), r is the interest rate. The optimal inspection strategy could be defined as the strategy to minimize the expected service-life cost, which is identified by solving the following minimization problem:

$$C^* = \min_{t_j} C_{SL}(t_j) \quad (2)$$

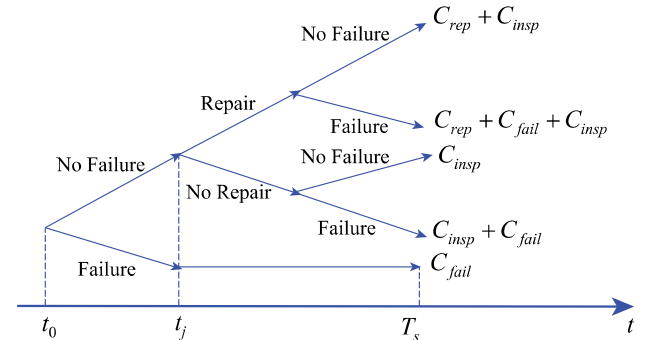


Figure 1. Illustration of the decision event tree utilized in the assessment of service-life cost

Considering that we may have an SHM strategy, the VoI of monitoring can then be assessed as the difference between the expected costs defined in Eq.(2) and the expected costs taking SHM into account. This will be discussed later in detail.

3. PROBABILISTIC ANALYSIS OF STRUCTURAL PERFORMANCE

One key point in the optimization of the inspection strategy and the assessment of VoI of SHM is the assessment of structural performance for the calculation of the probabilities in the definition of the service-life costs, which are functions of the time t . The performance of engineered structures can be represented through a time dependent ultimate limit state function $g(\mathbf{X}, t)$ with the vector of random variables \mathbf{X} :

$$g(\mathbf{X}, t) = R_0 \theta_D (1 - D(t)) - z \theta_S S_t \quad (3)$$

where R_0 is the initial resistance and $D(t)$ is a deterioration function. t is the time measured in number of years and z is a design parameter calibrated such that the probability of failure of the structure at time $t = 1$ is equal to some given value (e.g. $1 \times 10^{-4} \sim 1 \times 10^{-5}$ for normal civil structures). The model uncertainties for deterioration and loading are denoted with θ_D and θ_S , respectively. The model uncertainty for the resistance may be smaller than the model uncertainties for the loading and deterioration (see e.g. JCSS, (2006)) and is thus neglected for clarity. The load process is represented through a vector of random variables $(S_1, S_2, \dots, S_t, \dots, S_{T_s})^T$ representing the annual extreme loads during the service life T_s of the structure.

The deterioration function may be represented by a random process $D(t)$ modelling the material deterioration during the service life. Various materials in conjunction with their exposures lead to different deterioration process models. For example, Qin and Faber, (2012) introduce the formulation of the probabilistic modeling of concrete chloride corrosion in the marine environment. Further works can be found in Schneider, et al., (2014); a detailed review of probabilistic modeling of concrete corrosion, chloride and carbon dioxide corrosion is documented in DuraCrete, (2000). The probabilistic modeling of fatigue and corrosion degradation of steel structures can be found e.g. in Straub, (2004). Furthermore, soil

liquefaction phenomena due to cyclic loading represent a degradation mechanism and has recently received much attention for wind turbine foundations, see e.g. Cuéllar, (2011). Despite the variety of the mechanisms, a general and generic formulation may be found. The deterioration could be regarded as an accumulation process with time:

$$D(t) = \sum_{i=1}^t \Delta_{D,i} \quad (4)$$

with the annual increments $\Delta_{D,i}$ having the same distribution with uncertain expected value M_{μ_D} and constant standard deviation σ_{Δ_D} .

The event of failure \mathbf{F}_t in year t_i is written as the following safety margin $M_F(t_i)$:

$$\mathbf{F}_t = \{M_F(t_i) < 0\} = \left\{ R_0 \theta_D \left(1 - \sum_{k=1}^{t_i} \Delta_{D,k} \right) - z \theta_S S_{t_i} < 0 \right\} \quad (5)$$

This hierarchical probabilistic model utilized in Eq. (5) is illustrated in Figure 2.

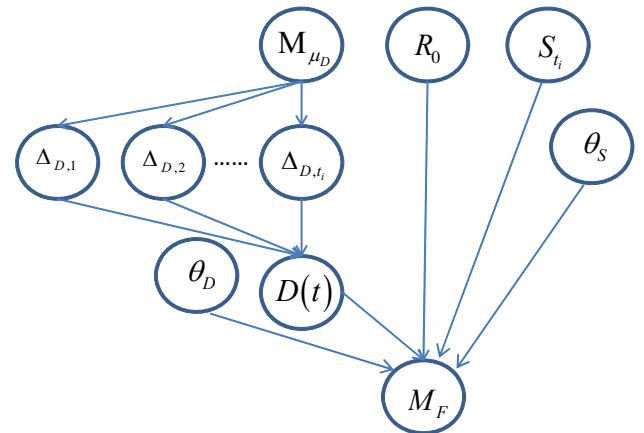


Figure 2. Illustration of the probabilistic model utilized to model failure at time t_i without inspection and repair

Further, it is assumed that one inspection can be planned within the service life. At the time of the inspection t_j , a detection of damage and subsequent repair is undertaken if $D(t_j)$ is not less than some critical value D_{IR} . When the structure has been repaired, it performs as a new

one with the same probabilistic characteristics as originally but uncorrelated from these. The event of detection and repair at year t_j , i.e. \mathbf{IR}_{t_j} , is written as:

$$\mathbf{IR}_{t_j} = \left\{ \sum_{k=1}^{t_j} \Delta_{D,k} \geq D_{IR} \right\} \quad (6)$$

Then the event of failure at year t_i after detection and repair at year t_j , i.e. $\mathbf{F}_{t_i, \mathbf{IR}_{t_j}}$, is written as the following safety margin M'_F :

$$\mathbf{F}_{t_i, \mathbf{IR}_{t_j}} = \{M'_F < 0\} = \left\{ R_0 \theta_D \left(1 - \sum_{k=1}^{t_i-t_j} \Delta_{D,k} \right) - z \theta_S S_{t_i} < 0 \right\} \quad (7)$$

The hierarchical probabilistic model utilized in Eq.(7) is illustrated in Figure 3.

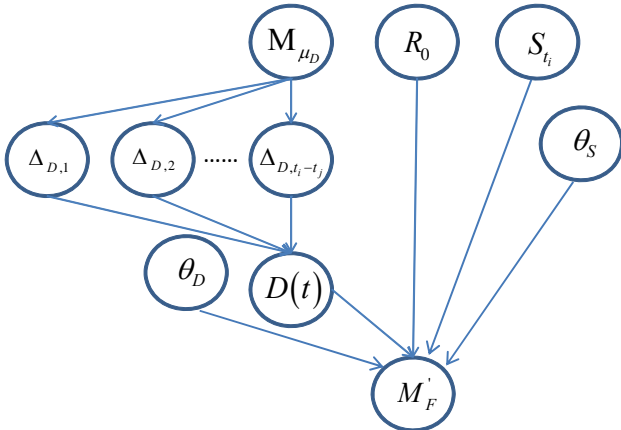


Figure 3. Illustration of the probabilistic model utilized to model failure at t_i after inspection and repair at t_j

In order to assess the expected value of the service-life costs, it is necessary to calculate the probabilities of failures, inspections and repairs in the situation before and after inspections as illustrated in Eq.(1). The five probabilities in the equation, namely the probability of survival up to the year t_i , $P_{S_{t_i}}$, the probability of survival up to and failure in year t_i , $P_{F_{t_i}}$, the probability of survival up to and detection and repair of damage in year t_i , $P_{IR_{t_i}}$, the probability of survival up to and detection and repair in year t_j and

subsequent survival up to and failure in year t_i , $P_{F_{t_i}, \mathbf{IR}_{t_j}}$, and the probability of survival up to and no detection and repair in year t_j and subsequent survival up to and failure in year t_i , $P_{F_{t_i}, \overline{\mathbf{IR}_{t_j}}}$, are written as:

$$P_{S_{t_i}} = P \left(\bigcap_{k=1}^{t_i} \overline{\mathbf{F}}_k \right) \quad (8)$$

$$P_{F_{t_i}} = P \left(\bigcap_{k=1}^{t_i-1} \overline{\mathbf{F}}_k \cap \mathbf{F}_{t_i} \right) \quad (9)$$

$$P_{IR_{t_i}} = P \left(\bigcap_{k=1}^{t_i-1} \overline{\mathbf{F}}_k \cap \mathbf{IR}_{t_i} \right) \quad (10)$$

$$P_{F_{t_i}, \mathbf{IR}_{t_j}} = P \left(\bigcap_{k=1}^{t_j-1} \overline{\mathbf{F}}_k \cap \mathbf{IR}_{t_j} \bigcap_{l=t_j}^{t_i-1} \overline{\mathbf{F}}_l \cap \mathbf{F}_{t_i, \mathbf{IR}_{t_j}} \right) \quad (11)$$

$$P_{F_{t_i}, \overline{\mathbf{IR}_{t_j}}} = P \left(\bigcap_{k=1}^{t_j-1} \overline{\mathbf{F}}_k \cap \overline{\mathbf{IR}_{t_j}} \bigcap_{l=t_j}^{t_i-1} \overline{\mathbf{F}}_l \cap \mathbf{F}_{t_i} \right) \quad (12)$$

4. ASSESSMENT OF VOI FROM ANNUAL OBSERVATIONS OF THE DETERIORATION

Following the foregoing elaborations above, the optimal inspection time could be identified from the minimization of the service-life cost (in accordance with Eq.(2)). Now the next task concerns the assessment of the VoI which can be achieved from annual observations, i.e. SHM, of the deterioration.

It is assumed here that there is some possible choice to monitor, i.e. to observe or measure the annual deterioration increment $\Delta_{D,t}$, and the SHM results could be used as basis for updating the probability distribution function of the uncertain expected value of the annual deterioration increment M_{μ_D} . It is further assumed that it is possible to monitor in any number of years (denoted with $t_{mon} = T_S - t_{mon, st}$) starting from the beginning till the of the service life T_S . Then $t_{mon, st}$ represents the starting time to monitor the annual deterioration increment and t_j is the time

to inspect whether the total increments are over some critical value and repair is necessary or not. Each year after monitoring, the latest deterioration increment may be observed to update the probabilistic model for the annual deterioration increments (represented by M_{μ_D}'') and thereby to facilitate the identification of the optimal inspection and repair plan considering the residual service life.

The probability distribution function of M_{μ_D} is updated using the monitoring results and remains normally distributed with posterior parameters:

$$\mu_{M_{\mu_D}}''(t_{mon}, \hat{\Delta}_{D,t_{mon}}) = \frac{\left(\frac{\mu_{M_{\mu_D}}}{t_{mon}} + \frac{1}{t_{mon}} \frac{\sum_{k=1}^{t_{mon}} \hat{\Delta}_{D,k}}{n'} \right)}{\left(\frac{1}{t_{mon}} + \frac{1}{n'} \right)} \quad (13)$$

$$\sigma_{M_{\mu_D}}''(t_{mon}, \hat{\Delta}_{D,t_{mon}}) = \sqrt{\frac{\frac{\sigma_{\hat{\Delta}_{D,t_{mon}}}^2}{n'} \times \frac{\sigma_{M_{\mu_D}}^2}{t_{mon}}}{\frac{\sigma_{M_{\mu_D}}^2}{n'} + \frac{\sigma_{\hat{\Delta}_{D,t_{mon}}}^2}{t_{mon}}}} \quad (14)$$

with

$$n' = \frac{\sigma_{\hat{\Delta}_{D,t_{mon}}}^2}{\sigma_{M_{\mu_D}}^2} \quad (15)$$

where $\mu_{M_{\mu_D}}''$ and $\sigma_{M_{\mu_D}}''$ are the updated (posterior) expected value and the standard deviation of M_{μ_D} , respectively, while $\mu_{M_{\mu_D}}$ and $\sigma_{M_{\mu_D}}$ are the original (prior) expected value and the standard deviation of M_{μ_D} without any observations of deterioration. In the equations, t_{mon} is the number of samples or observations of annual deterioration increments made up until the chosen monitoring period t_{mon} and $\hat{\Delta}_{D,t_{mon}} = (\hat{\Delta}_{D,1}, \hat{\Delta}_{D,2}, \dots, \hat{\Delta}_{D,t_{mon}})^T$ are the corresponding observations. $\sigma_{\hat{\Delta}_{D,t_{mon}}}$ is

representing the uncertainty of the observations, i.e. the standard deviation of the t_{mon} samples caused by e.g. the measurement uncertainty.

Now, the service-life costs can be written as a function of the outcomes of the monitoring measurements $\hat{\Delta}_{D,t_{mon}}$, the chosen monitoring period t_{mon} , and the time of the inspection t_j :

$$C_{SL,mon}(t_{mon}, \hat{\Delta}_{D,t_{mon}}, t_j) = \sum_{i=1}^{t_{mon}} P_{F_i} C_{fail} \frac{1}{(1+r)^i} + (1 - \sum_{i=1}^{t_{mon}} P_{F_i}) \times \left(P_{S_{t_j}}'' C_{insp} \frac{1}{(1+r)^{t_j}} + \sum_{i=t_{mon}}^{t_j} P_{F_i}'' C_{fail} \frac{1}{(1+r)^i} + P_{IR_{t_j}}'' C_{rep} \frac{1}{(1+r)^{t_j}} + \sum_{i=t_j+1}^{T_S} P_{F_i,IR_{t_j}}'' C_{fail} \frac{1}{(1+r)^i} + \sum_{i=t_j+1}^{T_S} P_{F_i,IR_{t_j}}'' C_{fail} \frac{1}{(1+r)^i} \right) \quad (16)$$

where the P'' indicate the posterior probabilities together with the input of the updated uncertain expected value of the deterioration increments applied to the probabilistic modeling of all events subsequent to the end of the monitoring period t_{mon} . These probabilities (corresponding to Eqs. (8)~(12)) are defined as follows:

$$P_{S_{t_j}}'' = P \left(\bigcap_{k=t_{mon}+1}^{t_j} \bar{F}_k'' \mid \bigcap_{l=1}^{t_{mon}} \bar{F}_l \right) \quad (17)$$

$$P_{F_{t_j}}'' = P \left(\bigcap_{k=t_{mon}+1}^{t_j-1} \bar{F}_k'' \cap F_{t_j}'' \mid \bigcap_{l=1}^{t_{mon}} \bar{F}_l \right) \quad (18)$$

$$P_{IR_{t_j}}'' = P \left(\bigcap_{k=t_{mon}+1}^{t_j-1} \bar{F}_k'' \cap IR_{t_j}'' \mid \bigcap_{l=1}^{t_{mon}} \bar{F}_l \right) \quad (19)$$

$$P_{F_{t_j},IR_{t_j}}'' = P \left(\bigcap_{k=t_{mon}+1}^{t_j-1} \bar{F}_k'' \cap IR_{t_j}'' \bigcap_{m=t_j}^{t_j-1} \bar{F}_m'' \cap F_{t_j}'' \mid \bigcap_{l=1}^{t_{mon}} \bar{F}_l \right) \quad (20)$$

$$P_{F_{t_j},\bar{IR}_{t_j}}'' = P \left(\bigcap_{k=t_{mon}+1}^{t_j-1} \bar{F}_k'' \cap IR_{t_j}'' \bigcap_{m=t_j}^{t_j-1} \bar{F}_m'' \cap F_{t_j}'' \mid \bigcap_{l=1}^{t_{mon}} \bar{F}_l \right) \quad (21)$$

In Eqs. (17)~(21), the events $''$ correspond to the events of defined in Eqs.(5)-(7), but for which the random variable representing the uncertain expected value of the deterioration increments,

M''_{μ_D} (normal distribution with $\mu''_{M_{\mu_D}}$ and $\sigma''_{M_{\mu_D}}$ from Eqs. (13)-(14) as the mean value and the standard deviation respectively) is utilized.

The decision problem of optimizing the monitoring strategy is again defined as the minimization of the service-life cost, which may be formulated as:

$$C_{mon}^* = \min_{t_{mon}} E_{M_{\mu_D}} \left[\min_{\substack{t_j \\ s.t.: t_{mon} < t_j}} C_{SL,mon}(t_{mon}, \hat{\Delta}_{D,t_{mon}}, t_j) \right] \quad (22)$$

where $E_{M_{\mu_D}}$ represents the expected value in the bracket with the uncertain expected value of the deterioration increments M_{μ_D} . Now, the Vol_{mon} , actually could be regarded as the expected benefit, can be defined by the difference between C^* and C_{mon}^* :

$$Vol_{mon} = C_{mon}^* - C^* = \min_{t_j} C_{SL}(t_j) - \min_{t_{mon}} E_{M_{\mu_D}} \left[\min_{\substack{t_j \\ s.t.: t_{mon} < t_j}} C_{SL,mon}(t_{mon}, \hat{\Delta}_{D,t_{mon}}, t_j) \right] \quad (23)$$

5. EXAMPLE

An illustrative application is presented to identify how SHM can be of value in a life cycle cost context. For the sake of a clear presentation, a simplistic case including most features of a real application is considered.

The structure has a service life of 50 years. The probabilistic characteristics of the random variables presented in the proposed approach are provided in Table 1. Note that the mean value and standard deviation of M_{μ_D} listed in the table are adopted in the analysis of C^* , while for the analysis of C_{mon}^* , the mean value and standard deviation are calibrated with the input of the SHM results. The design parameter z is set to be 0.21 which results in a failure probability at the beginning of the service of 1.1×10^{-5} . The repair criterion parameter D_{IR} (see Eq. (6)) is set to be 0.2. The values of the interest rate, the inspection cost and other cost relevant parameters are given in Table 2.

Table 1: probabilistic characteristics of the random variables

Variable	Distribution	Mean	Standard deviation
R_0	Lognormal	1	0.1
θ_D	Lognormal	1	0.1
θ_S	Lognormal	1	0.1
S_i	Gumbel	1	0.3
$\Delta_{D,i}$	Normal	M_{μ_D}	0.1
M_{μ_D}	Normal	0.01	0.01

Table 2: values of the parameters in the cost calculation

Variable	R	C_{insp}	C_{rep}	C_{fail}
Value	0.02	1	10	100

Monte Carlo simulations are adopted for the calculation of the service-life costs without annual observations of the deterioration, which are shown in Figure 4. From Figure 4, it can be found that $C_{SL}(t_j)$ has minimal variation when the inspection time t_j is planned at the beginning of the service life when the structure is in the good state. However, when t_j becomes large, the cost first decreases and then increases with the increase of the inspection time. The value of C^* is 24.76 taking from the 19th year. The variation of different costs with the increase of t_j is different. The value of $P_{S_j} C_{insp} / (1+r)^{t_j}$ (expected inspection cost without any repair and failure at t_j) and $\sum_{i=t_j+1}^{T_s} P_{F_i, IR_{t_j}} C_{fail} / (1+r)^i$ (expected damage loss in the remaining service life without repair at t_j) gradually decrease, while $\sum_{i=1}^{t_j} P_{F_i} C_{fail} / (1+r)^i$ (expected damage loss before the planned inspection at t_j) has the opposite trend. The value of $\sum_{i=t_j+1}^{T_s} P_{F_i, IR_{t_j}} C_{fail} / (1+r)^i$ (expected damage loss in the remaining service life with repair at t_j) first increases and then decreases; again $P_{IR_{t_j}} C_{rep} / (1+r)^{t_j}$ (expected repair cost at t_j) has the opposite trend.

Now, the annual deterioration increment is monitored and these SHM results are utilized to

update the probabilistic characteristics of M_{μ_D} and thus to modify the service-life costs. The value of $E_{M_{\mu_D}} \left[\min_{\substack{t_j \\ s.t.: t_{mon} < t_j}} C_{SL,mon}(t_{mon}, \hat{\Delta}_{D,t_{mon}}, t_j) \right]$ in Eq. (22) with the variation of t_{mon} is shown in Figure 5. It can be seen from the Figure 4 and Figure 5 that the variation of the two costs are similar. The value of $C_{mon}^* = 22.16$ is derived corresponding $t_{mon} = 31$ years ($t_{mon,st}$ is 19). Then value of the SHM information is calculated to $VoI_{mon} = 2.6$ from Eq.(23).

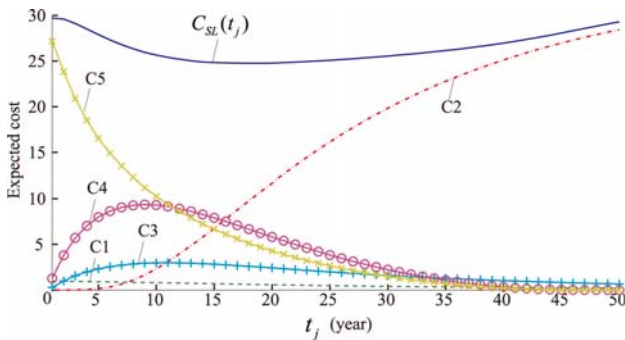


Figure 4. Variation of different costs presented in Eq. (1) with the inspection time (t_j)

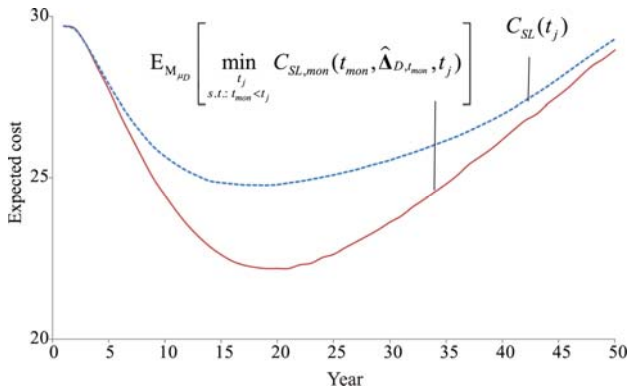


Figure 5. Illustration of the expected cost with different monitoring plan (see Eq. (22) $t_{mon,st}$ as the horizontal axis) and $C_{SL}(t_j)$ (t_j as the horizontal axis))

6. CONCLUSIONS

This paper introduces an approach for the quantification of the value of SHM build upon a service-life cost assessment and a generic

structural performance model in conjunction with SHM. The value of SHM is quantified in the framework of the Bayesian pre-posterior decision theory as the difference between the expected service-life costs considering an optimal structural integrity management and the expected service-life costs utilizing an optimal SHM strategy to support an optimal structural integrity management. It is demonstrated how the introduced approach can be applied to determine the optimal SHM operation period on the basis of the value of the information of the SHM strategy.

The developed generic deterioration model is has due to its generality the potential to be calibrated and applied to various structures exhibiting various degradation processes. It allows for monitoring of the damage increments and accounts for the precision of the data by considering the statistical uncertainties and the measurement uncertainty.

With the example, it is demonstrated that the value of the SHM information may vary significantly with the number of monitoring years as the costs for the structural integrity management vary significantly accounting for different monitoring periods.

7. ACKNOWLEDGEMENTS

The first author greatly acknowledges the support from the National Natural Science Foundation of China [grant number 51408438]; the Scientific Research Foundation for the Returned Overseas Chinese Scholars, State Education Ministry of the People's Republic of China; and Shanghai Pujiang Program [grant number 14PJ1408300].

8. REFERENCES

- Doebling, S. W., Farrar, C. R., Prime, M. B., and Shevitz, D. W. (1996). "Damage identification and health monitoring of structural and mechanical systems from changes in their vibration characteristics: A literature review." *Other Information: PBD: May 1996, Medium: ED; Size: 132 p.*

- Staszewski, W., Boller, C., and Tomlinson, G. R. (2004). *Health monitoring of aerospace structures: smart sensor technologies and signal processing*, John Wiley & Sons.
- Providakis, C. P., and Liarakos, E. V. (2014). "Web-based concrete strengthening monitoring using an innovative electromechanical impedance telemetric system and extreme values statistics." *Structural Control and Health Monitoring*, 21(9), 1252-1268.
- Pozzi, M., and Kiureghian, A. D. (2011). "Assessing the Value of Information for Long-Term Structural Health Monitoring." *Health monitoring of structural and biological systems 2011* San Diego, California, United States.
- Thöns, S., and Faber, M. H. (2013). "Assessing the value of structural health monitoring." *The 11th international conference on Structural Safety & Reliability Conference (ICOSSAR 2013)*, The International Association for Structural Safety and Reliability, New York.
- Raiffa, H., and Schlaifer, R. (1961). *Applied statistical decision theory*, Harvard University, Boston.
- Bayraktarli, Y. Y., Yazgan, U., Dazio, A., and Faber, M. H. (2006). "Capabilities of the Bayesian Probabilistic Networks Approach for Earthquake Risk Management." *First European Conference on Earthquake Engineering and Seismology (a joint event of the 13th ECEE & 30th General Assembly of the ESC)* Geneva, Switzerland.
- Pozzi, M., and Der Kiureghian, A. (2011). "Assessing the value of information for long-term structural health monitoring." *Health Monitoring of Structural and Biological Systems 2011* Society of Photo-Optical Instrumentation Engineers (SPIE), San Diego, California, USA.
- Straub, D., and Faber, M. H. (2005). "Risk based inspection planning for structural systems." *Structural Safety*, 27(4), 335-355.
- JCSS (2006). *Probabilistic Model Code*, JCSS Joint Committee on Structural Safety.
- Qin, J., and Faber, M. H. (2012). "Risk Management of Large RC Structures within Spatial Information System." *Computer-Aided Civil and Infrastructure Engineering*, 27(6), 385-405.
- Schneider, R., Thöns, S., Fischer, J., Bügler, M., Borrmann, A., and Straub, D. (2014). "A software prototype for assessing the reliability of a concrete bridge superstructure subjected to chloride-induced reinforcement corrosion." *Fourth International Symposium on Life-Cycle Civil Engineering (IALCCE)* Tokyo, Japan.
- DuraCrete (2000). "Statistical quantification of the variables in the limit state functions." *Probabilistic Performance based Durability Design of Concrete Structures* Delft, The Netherlands, 136.
- Straub, D. (2004). "Generic Approaches to Risk Based Inspection Planning for Steel Structures." Doctor of Technical Sciences, ETH Zurich, Zurich.
- Cuéllar, P. (2011). "Pile Foundations for Offshore Wind Turbines: Numerical and Experimental Investigations on the Behaviour under Short-Term and Long-Term Cyclic Loading." PhD. PhD. thesis, Technische Universität Berlin.