



Improving work for the body - a participatory ergonomic intervention aiming at reducing physical exertion and musculoskeletal pain among childcare workers (the TOY-project)

Study protocol for a wait-list cluster-randomized controlled trial

Rasmussen, Charlotte Diana Nørregaard; Hendriksen, Peter Rasmus; Svendsen, Malene Jagd; Ekner, Dorte; Hansen, Klaus; Sørensen, Ole Henning; Svendsen, Susanne Wulff; van der Beek, Allard J.; Holtermann, Andreas

Published in:
Trials

DOI (link to publication from Publisher):
[10.1186/s13063-018-2788-z](https://doi.org/10.1186/s13063-018-2788-z)

Creative Commons License
CC BY 4.0

Publication date:
2018

Document Version
Publisher's PDF, also known as Version of record

[Link to publication from Aalborg University](#)

Citation for published version (APA):

Rasmussen, C. D. N., Hendriksen, P. R., Svendsen, M. J., Ekner, D., Hansen, K., Sørensen, O. H., Svendsen, S. W., van der Beek, A. J., & Holtermann, A. (2018). Improving work for the body - a participatory ergonomic intervention aiming at reducing physical exertion and musculoskeletal pain among childcare workers (the TOY-project): Study protocol for a wait-list cluster-randomized controlled trial. *Trials*, 19(1), Article 411. <https://doi.org/10.1186/s13063-018-2788-z>

General rights

Copyright and moral rights for the publications made accessible in the public portal are retained by the authors and/or other copyright owners and it is a condition of accessing publications that users recognise and abide by the legal requirements associated with these rights.

- Users may download and print one copy of any publication from the public portal for the purpose of private study or research.
- You may not further distribute the material or use it for any profit-making activity or commercial gain
- You may freely distribute the URL identifying the publication in the public portal -

Take down policy

If you believe that this document breaches copyright please contact us at vbn@aub.aau.dk providing details, and we will remove access to the work immediately and investigate your claim.

STUDY PROTOCOL

Open Access



Improving work for the body – a participatory ergonomic intervention aiming at reducing physical exertion and musculoskeletal pain among childcare workers (the TOY-project): study protocol for a wait-list cluster-randomized controlled trial

Charlotte Diana Nørregaard Rasmussen^{1*}, Peter Rasmus Hendriksen¹, Malene Jagd Svendsen¹, Dorte Ekner¹, Klaus Hansen¹, Ole Henning Sørensen², Susanne Wulff Svendsen³, Allard J. van der Beek⁴ and Andreas Holtermann^{1,5}

Abstract

Background: The prevalence of musculoskeletal pain (MSP) is persistently high throughout the world. Work-related factors such as high physical workload (lifting, bending and twisting of the back) are considered to be among the main causes of MSP. Work in childcare includes the need to lift, carry, and support children in a range of activities, requiring several demanding postures and movements, such as bending forward and twisting of the back and sitting on the floor. Participatory ergonomics may represent a solution for decreasing the physical workload to reduce MSP. We present the protocol of a study aiming to evaluate the effect and process of a participatory ergonomics intervention designed to reduce physical exertion during work and MSP (including MSP interfering with work) among childcare workers.

Methods/design: This study will use a two-arm cluster-randomized design employing a wait-list control, with childcare institutions forming the clusters. Three workshops will be conducted during the 4-month intervention period. Participants will identify risk factors for strenuous work and MSP, develop solutions for reducing the identified risk factors, and implement them in their team. An ergonomic consultant will guide the process. The data collection will consist of questionnaires and objective measures of heart rate and physical activity, observations of physical workload, and information on sickness absence based on company records. Primary outcomes are physical exertion during work and MSP (including pain-related work interference) measured at 4 months. Secondary outcomes measured at 4 months are sickness absence due to MSP; objectively measured occupational physical activity and heart rate; and self-reported self-efficacy, employee involvement, and need for recovery. Alongside the trial, a process evaluation and an economic evaluation will be conducted.

(Continued on next page)

* Correspondence: cnr@nfa.dk

¹National Research Centre for the Working Environment, Lersø Parkallé 105, 2100 Copenhagen, Denmark

Full list of author information is available at the end of the article



(Continued from previous page)

Discussion: The study will evaluate the effect and process of a participatory ergonomics intervention to reduce physical exertion at work and MSP among childcare workers. By performing a cluster-randomized controlled trial with an effect evaluation based on both objective and self-reported measures with the addition of a process evaluation and economic evaluation, this study will contribute to the evidence for prevention of MSP among a less studied occupational group. Results are expected in 2018–2019.

Trial registration: ISRCTN, [ISRCTN10928313](https://www.isrctn.com/ISRCTN10928313). Registered on 11 January 2017.

Keywords: Musculoskeletal disorders, Participatory ergonomics, Workplace intervention

Background

The prevalence of and burden from musculoskeletal pain (MSP) is high throughout the world and is estimated to cause 21% of the total years lived with disability [1]. Causes of MSP are multifactorial [2]. However, work-related factors are considered to be among the main causes of MSP. These factors particularly involve high physical workload (lifting, bending and twisting of back) and work-related psychosocial factors (e.g., stress, social support, job satisfaction and job control) [3]. The workplace is therefore an important setting for implementation of preventive measures for MSP.

The physical workload in childcare includes the need to lift, carry, and support children in a range of activities, requiring several demanding body postures and movements, such as bending forward and twisting of the back and sitting on the floor [4]. Danish childcare workers report a high physical workload, high physical exertion during work, a high prevalence of MSP, and a high prevalence of sickness absence [5]. Thus, there is a need for effective and feasible interventions for reducing the high physical exertion, thereby preventing MSP and reducing consequences of MSP (e.g., sickness absence) among childcare workers.

Participatory ergonomics programs are commonly used as workplace interventions for prevention of MSP [6]. The involvement of the workers in the process is essential because it ensures relevance and that participants take responsibility for and get ownership of risk identification, solution development, and implementation of change [7], which are important for intervention effectiveness [8, 9]. The participatory ergonomics process is believed to encourage workers to be involved in optimizing their own work routines, consequently decreasing work-related risk factors [10] and thereby improving their health [11]. However, evidence on the effectiveness of participatory ergonomics for reducing MSP is incoherent [6, 12–14]. One reason for the lack of consistent findings may be related to the implementation process [15, 16]. A reason for poor implementation could be that most occupational interventions are considered sideline activities with limited relevance for the core work task of the workplace [17]. It has been emphasized that integrating the

working environment and workplaces' core work tasks are key factors for enhancing implementation and securing management support [17, 18]. Another reason may be related to difficulties in evaluating participatory interventions. Owing to the participatory approach, we do not know much about the actual content of a participatory ergonomic intervention, such as risk identification or solution development, which then becomes a black box [19]. Therefore, participatory ergonomics interventions need to focus on implementation factors specifically in the development of the intervention, but they also need to have a sound scientific evaluation design.

In the development of an intervention, it is important to focus on both effectiveness and feasibility. Effective interventions that are not feasible to be implemented are useless in practice, and the same applies to interventions that are feasible to be implemented but lack effectiveness [20, 21]. Feasibility and implementation of an intervention are therefore key factors to be considered during the development of an intervention [22]. A participatory approach in developing the intervention content is shown to predict engagement in intervention activities [9], and better implementation of the intervention is well documented to lead to greater effect [8]. Effective intervention development requires a linkage between a resource system (developers, such as researchers), an intermediate user system (implementers, such as occupational health and safety consultants or therapists), and an end user system (program participants, such as the workplace and the workers) [22]. Within health promotion research, interventions have been developed and implemented in a structured manner by use of, for instance, intervention mapping [22]. This process includes both knowledge obtained from the literature and involvement of key stakeholders to develop, implement, and evaluate an intervention [22]. Intervention mapping has proven useful in several occupational health studies, where it has been used to support the development of workplace interventions focusing on return to work [23, 24] and different health outcomes [25–27]. Therefore, intervention mapping will also be used to develop the intervention for the current study.

The aim of this study is to develop and implement a participatory ergonomic intervention and evaluate whether it

is effective in reducing physical exertion and MSP (including pain-related work interference) among childcare workers through minimizing risk factors perceived by the workers themselves. The main aim of this paper is to describe the development, design, and evaluation of an intervention among Danish childcare workers. More specifically, the study has two main hypotheses that a participatory ergonomic intervention will:

1. Reduce physical exertion among childcare workers compared with usual practice
2. Reduce MSP and pain-related work interference among childcare workers compared with usual practice

Methods/design

Study design and participants

In clinical intervention research, the randomized controlled trial (RCT) is considered the gold standard. However, in workplace settings, individual randomization cannot always be accommodated [28]. Therefore, this study uses a cluster-randomized design employing a

wait-list control, with childcare institutions forming the clusters. Another concern in the workplace is that the introduction of control groups not receiving the intervention can hamper implementation due to impaired organizational commitment [29, 30]. Offering the intervention to the control group after the intervention has been implemented in the intervention group could be a solution for this. Therefore, childcare institutions are randomly assigned to two different arms (immediate/delayed intervention) (Fig. 1). All childcare workers from the randomized institutions were eligible for participation in the intervention, but participation in the evaluation of trial was voluntary. Before entering the trial, all childcare workers were asked to sign informed consent forms. The project began in the second half of 2017 with recruitment of participants, baseline measurements, and initial intervention meetings. This protocol conforms to the Consolidated Standards of Reporting Trials (CONSORT) guidelines [31], and future results of the study will be reported according to these guidelines.

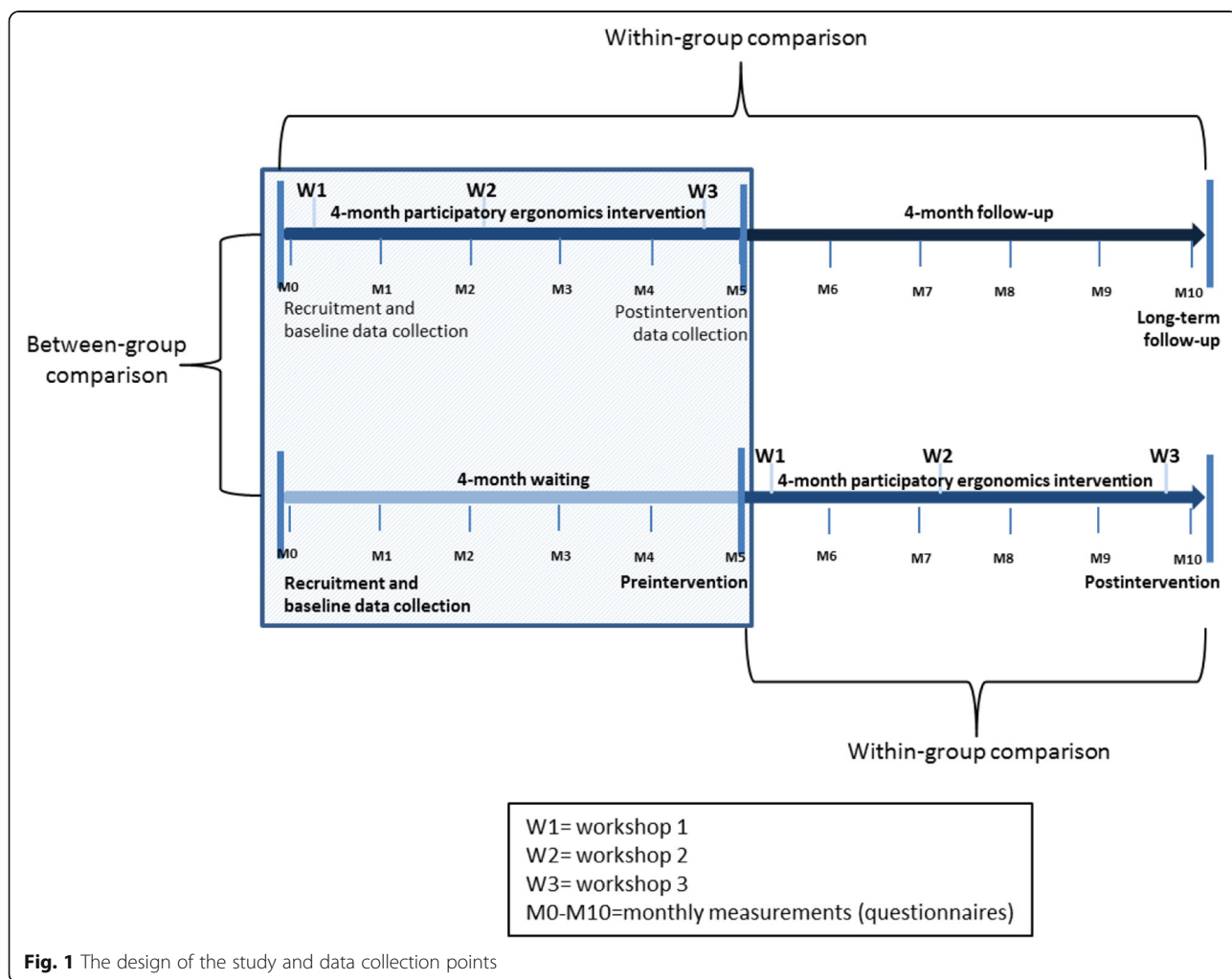


Fig. 1 The design of the study and data collection points

Study population

Childcare institutions in the Copenhagen Municipality are divided into five administrative divisions covering all public institutions as well as some private institutions (approximately 350 institutions in total). Each of the five divisions has its own manager. The project was presented to all five managers, all of whom were willing to offer participation to the institutions in their respective divisions. Within each division, the institutions are organized into a number of groups (range, six to nine groups) of institutions (range, three to eight institutions per group), each of which has an institution group manager. Information from the divisional managers was provided to the institution group managers, who then provided information to the institutions. Eligibility criteria for the institutions were childcare institutions for children aged 0–3 years and a minimum of nine employees (childcare workers). All childcare institutions in the Copenhagen Municipality fulfilling the eligibility criteria were invited to participate and give their response to the Work Environment Consultancy of Copenhagen (provides consultancy on all work environment issues in the Copenhagen Municipality and those responsible for delivering the intervention; see the “Intervention development” section below for further details). Thirty-three institutions responded positively to the invitation; one turned out to be too small (only six employees). We excluded three institutions because they had recently held an ergonomics course delivered by the Work Environment Consultancy of Copenhagen. Thus, there were 29 eligible institutions in total.

Data protection, ethical approvals, and trial registration

The National Research Center for the Working Environment has an institutional agreement with the Danish Data Protection Agency about procedures to treat confidential data (journal number 2015-41-4232), such as by securing data on a protected drive with limited access and making all individual data pseudonymous. The Danish National Committee on Biomedical Research Ethics (the local ethics committee of Frederiksberg and Copenhagen) has evaluated a description of the study and concluded that, according to Danish law as defined in Committee Act § 2 and § 1, the intervention described should not be further reported to the local ethics committee (reference number 16048606). The study is registered in the ISRCTN Registry (ISRCTN10928313).

Randomization and blinding

All childcare institutions gave initial agreement to participate before we did the randomization. Because the intervention is group-based, and to avoid contamination between workers, cluster randomization was performed, with each childcare institution constituting a cluster. The randomization was balanced on institution size.

Childcare institutions with 9–24 workers were stratified according to size to include an equal number of small (9–12 workers) and large (12+ workers) institutions. Within each size grouping, institutions were randomly allocated to either group 1 (early participatory ergonomics intervention) or group 2 (initial control group and late participatory ergonomics intervention group). The study was dimensioned to enroll approximately 200 workers (see the “Power calculation” section below). Because there were 29 institutions willing to participate with a total of approximately 400 workers, not all institutions could be offered an opportunity to participate in the study. In case some institutions dropped out before baseline data collection, we chose to randomize all 29 institutions so that we could replace that institution with another comparable institution. Thus, each institution was assigned a randomly drawn unique priority number between 1 and 100 and subsequently ranked within each group (InterventionSmall, ControlSmall, InterventionLarge, ControlLarge) with smaller number equaling higher priority. Finally, pairs were drawn until we reached the desired number of workers as demanded by the power calculation.

An independent data manager performed a computer-generated randomization using SAS for Windows statistical software (SAS Institute, Cary, NC, USA) developed by an independent statistician. Blinding of participants is not possible, owing to the nature of the trial. However, data collection will be performed using text messages, and persons collecting/handling data will be blinded to group allocation.

Intervention

Intervention development

To ensure that the intervention are optimally tailored to the workplaces, the activities are developed using an intervention mapping approach [22]. The intervention mapping facilitates participation of all involved in the study. The development of the intervention activities is based on four key points:

1. *Effectiveness*: The activities should be effective, meaning that they should be theoretically sound and based on empirical findings from previous studies showing positive results.
2. *Feasibility*: The activities should be implemented at the workplace during working hours.
3. *Motivation*: Workers should find the activities appealing and relevant.
4. *Evaluation*: It should be possible to conduct a sound scientific evaluation, meaning that the activities follow a standardized protocol [22].

The first step of the intervention mapping concerns a needs assessment. The Work Environment Consultancy of Copenhagen had a significant rise in contacts from childcare institutions due to workers experiencing high

physical work demands and MSP. This was confirmed in a nationally representative survey on health and work environment showing that childcare workers in Denmark report a high physical workload, high physical exertion during work, and high prevalence of MSP, as well as a high prevalence of sickness absence [5].

Before initiating the study, relevant scientific literature and previously conducted studies in this occupational group were used to identify interventions that are effective for reducing physical workload, physical exertion, and MSP. However, not many studies have been conducted for this occupational group [32]. We then searched the literature for intervention studies aiming to reduce physical exertion during work and MSP in other occupational groups, and we found that participatory ergonomics was a relevant intervention (see “Background” section above). The consultants from the Work Environment Consultancy of Copenhagen have many years of experience with childcare institutions, and they provided valuable information about preventive initiatives for physical workload and MSP that might work in practice. Overall, the intervention activities were codeveloped with the consultants combining information from the scientific literature with knowledge from practice.

Together with the consultants, we discussed the feasibility of implementing the activities in the childcare institutions. For optimal implementation of the activities, it was decided that the activities should primarily be conducted during existing staff meetings. In order to involve the participating workplaces and further tailor the intervention to childcare institutions, we conducted worksite visits to get insight into the working conditions and to better plan the implementation of the activities. We visited six different childcare institutions and conducted observations and brief interviews with the workers to get information about the physical workload and what they perceive as barriers to implementation of initiatives. Along with information from the literature, these data were used to fit the intervention content and implementation of the intervention into the existing strategies and to make the intervention feasible for the workplace.

Finally, a program logic was developed (Fig. 2). The program logic describes the mechanistic pathway from the intervention to the reduction in physical workload, physical exertion during work and reduction in MSP among childcare workers. Moreover, the program logic also helps guide both the effect evaluation and process evaluation (see the “Process evaluation” section below for further details).

Delivery of the intervention

Ergonomic consultants from the Work Environment Consultancy of Copenhagen (occupational therapists and physiotherapists) were trained to carry out the

intervention activities. In addition, a written intervention protocol describing all intervention activities was made. The working time spent on the activities by the workers will be financed by the workplace. The ergonomic consultants are not involved in the evaluation.

Intervention content: participatory ergonomics

Participatory ergonomics covers “the involvement of the workers in planning and controlling significant amount of their own work activities, with sufficient knowledge and power to influence both processes and outcomes to achieve desirable goals” [10]. The literature highlights participatory ergonomics as being not a unitary concept, but rather an umbrella term covering a broad range of ideas and practices [11]. In this study, inspiration from the framework suggested by Haines and colleagues [11] as well as the blueprint suggested by Wells and colleagues [33] was used in the development of the participatory ergonomics intervention. Therefore, the participatory ergonomic process follows 6 steps: (1) identification of risk factors, (2) analysis of risk factors, (3) solution building, (4) prototype implementation, (5) evaluation of prototype, and (6) adoption of a solution. These steps will be carried out in one workshop of 3 hours and two follow-up workshops of 1.5 hours (Fig. 3). A main feature of this participatory ergonomics intervention is the integration with the core work tasks as previously recommended for improving implementation [17].

All included childcare workers at the institutions will be involved in the participatory ergonomics, and the ergonomic consultant will guide the process. At the first workshop lasting 3 hours, the workers will identify work tasks that entail high physical workload that they perceive as risk factors for MSP and will analyze them. The results of this workshop should be three or four prioritized work tasks that should be (1) relevant (e.g., many workers perform the task, or the task is done many times during a working day) and (2) entail high physical workload or high physical activity. Further, the workers are asked to find solutions to the prioritized work tasks and make an action plan. They are again asked to prioritize the solutions according to (1) efficiency (i.e., can this solution reduce physical workload, physical exertion, and MSP?), (2) feasibility (i.e., is this solution likely to be implemented within the project period?), and (3) integration with the core work task (i.e., can this solution also improve the performance of the core work task?). After the workshops, the solutions should be implemented. At two follow-up meetings lasting 1.5 hours each, the implementation of the solutions will be evaluated, and possible adjustments will be made. If the workers find the implementation of a solution successful, the solution will be recommended for permanent adoption.

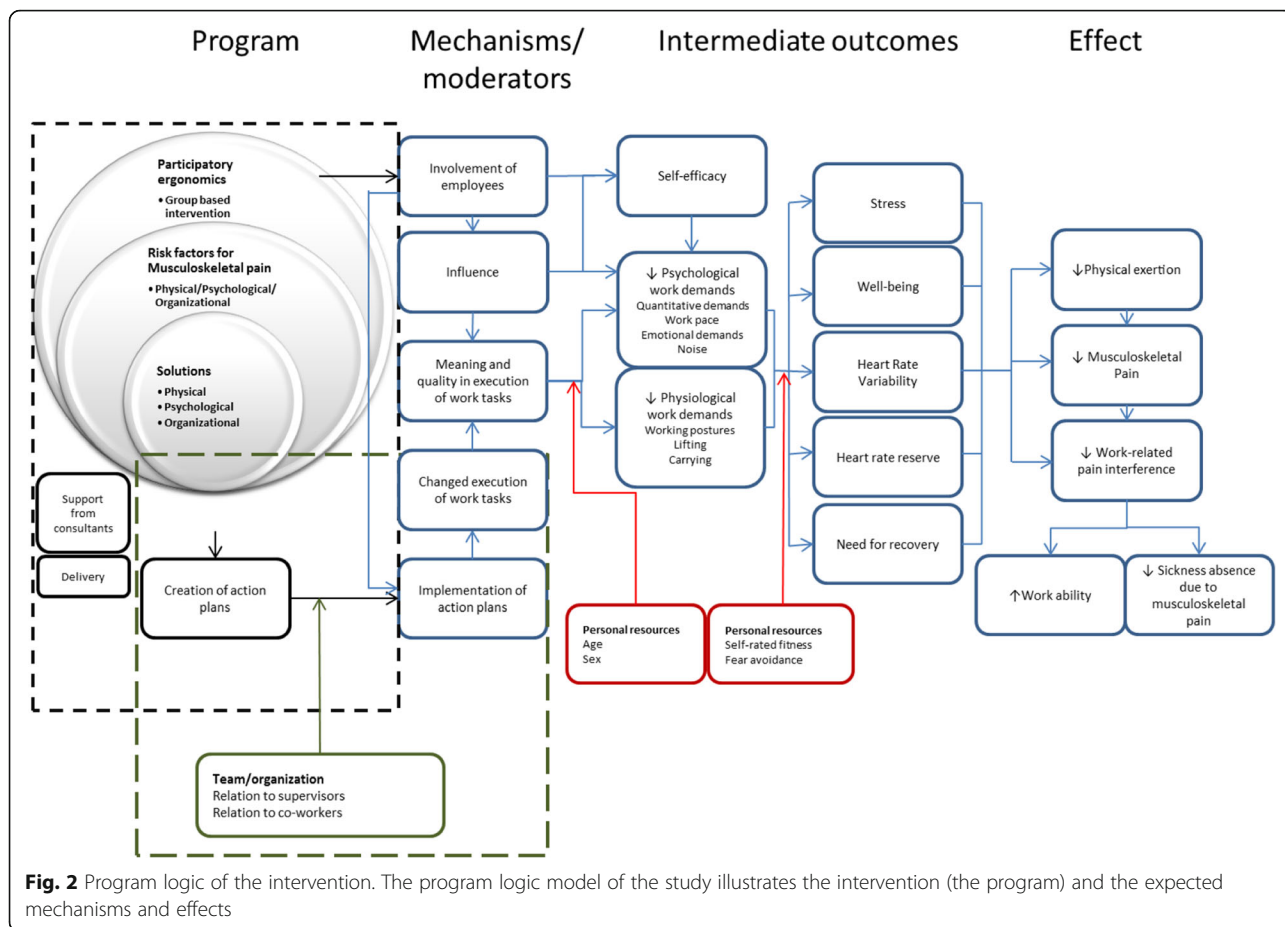


Fig. 2 Program logic of the intervention. The program logic model of the study illustrates the intervention (the program) and the expected mechanisms and effects

Control

Those in the initial control group will continue their usual practice from baseline to the 4-month follow-up. Usual practice in this type of workplace is ergonomic consultancy and guidance or individual advice on pain management from therapists (physiotherapists or occupational therapists) employed in the municipality. Each workplace or worker can contact a therapist if they feel that they need it. It is not possible to collect information on an individual level with respect to use of a therapist, but we will have information on a workplace level whether they have contacted the therapists for ergonomic consultancy and guidance. This group will receive the intervention after the 4-month follow-up.

Data collection

Data will be collected for all workers at three time points: baseline, 4-month follow-up, and 8-month follow-up (Fig. 1). For practical reasons, the baseline measurement took place after randomization but before the participatory ergonomics intervention. This was done because the workplaces need to plan their activities in advance, so the immediate intervention group needed

information about startup to plan the workshops that were carried out as part of the intervention. The child-care workers were only told when their intervention started, with no mention of being in a control group or not. At baseline, an electronic questionnaire will be sent to all participants via a link in a text message, and they will be invited to participate in anthropometric measures as well as objective measures of physical activity and heart rate. Additionally, each worker will be observed during working hours.

Anthropometric measures will be taken at baseline during a half-hour session with trained clinical personnel (physiologists and physiotherapists). The participants will be asked to respond to electronic questionnaires throughout the project period, with short electronic questionnaires sent via a link in a short text message every 4 weeks and a longer electronic questionnaire sent after 4 months of follow-up and after 8 months of follow-up. Technical measurements of physical workload and physical activity will be performed for 3–5 days, and measurement of heart rate will be performed for 3–5 days at baseline as well as at 4-month follow-up (details are provided below). Trained clinical personnel



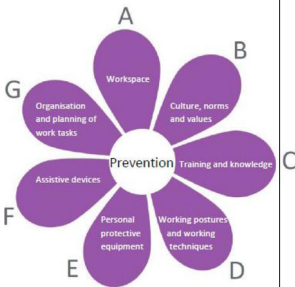
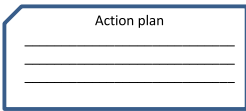

	Theme	Method	Materials
Workshop 1 (3 hours)	Identification of MSP	Participants map body parts where they feel pain related to their work tasks. The participants are allowed to mark as many parts of the body as they wish. <i>(Plenary)</i>	
	Analysis of perceived risk factors	Participants analyse possible reasons for the pain mapped, e.g. are there any particular work tasks that contribute to this. <i>(Plenary)</i> Prioritisation of 3-4 themes (work tasks). All participants mark the 3 themes that they prioritise the highest related to what they think is the work tasks contributing the most to their physical exertion.	
	Solution building	The consultants present a "prevention flower" to help the participants find solutions. Participants are asked to consider solutions according to all the flower petals (A) workspace, B) culture, norms and values, C) training and knowledge, D) working postures and working techniques, E) personal protective equipment, F) assistive devices, G) organization and planning of work tasks). <i>(Small working groups according to theme of interest)</i> Each group presents their solution for the others. <i>(Plenary)</i>	
	Prototype implementation	The prioritized themes (work tasks that contribute to pain) and the solutions are discussed in each of the working teams. Each working team chooses one theme that they want to work with. An action plan with the solution/s that they want to try to implement is completed. <i>(Small working groups according to working teams).</i>	
IMPLEMENTATION OF SOLUTIONS ACCORDING TO ACTION PLAN (approximately 6 weeks)			
Workshop 2 (1.5 hours)	Evaluate prototype	Evaluation of the implementation of the solutions and possible adjustments. <i>(Small working groups according to working teams).</i>	
FURTHER IMPLEMENTATION OF SOLUTIONS ACCORDING TO ACTION PLAN (approximately 4 weeks)			
Workshop 3 (1.5 hours)	Adopt solution	Evaluation of the implementation and the effect of the new execution of work tasks. Plans for how to continue and adopt the solutions and how to continue using this process to identify new risk factors and find solutions to them.	

Fig. 3 Overview of intervention activities and materials used in the intervention. The intervention is an organizational intervention, meaning that the activities are carried out in working teams. The intervention consists of three workshops covering different themes. Between the workshops, the working groups are expected to implement the suggested solutions according to the action plan. The methods vary between plenary discussions and smaller-group discussions in teams. A variety of materials are used throughout the intervention

(physiologists and physiotherapists) will mount the measurement devices. Observations will be carried out for 4 hours per worker, both at baseline and at 4-month follow-up, by personnel who have been trained according to a standardized protocol.

Questionnaires

The questionnaires contain standard and validated measures. They include sociodemographic information (i.e., sex, ethnicity, work-related factors [seniority, weekly working hours]), health and behavior (i.e., MSP) [34],

medicine use, smoking, general health [35], self-efficacy [36], fear avoidance [37], well-being [38], self-rated physical capacity (aerobic fitness, muscle strength, balance, endurance, flexibility) [39], stress [40] and work environment factors (i.e., perceived physical exertion during work) [41], pain-related work interference [34], noise, psychosocial work environment measured by the Danish Psychosocial Questionnaire (new questionnaire that is currently in the process of being published), work ability [42], need for recovery [43], and sickness absence and presenteeism [44–46].

Anthropometric measures, grip strength, and blood pressure

To assess the health of the participants at baseline, objective physical measures of body height (Seca 213; Seca GmbH, Hamburg, Germany), body weight, body fat percentage (BC-418 MA body composition analyzer; Tanita, Tokyo, Japan), body mass index (body weight [kg]/(body height [m]²)), grip strength (Jamar NC70144; North Coast Medical, USA), and blood pressure (Omron M3 or Omron M6 Comfort; Omron Corporation, Kyoto, Japan) will be performed. Participants receive individual feedback on the results of the measurements.

Physical activity

Body postures and movements

Technical measurements of physical activity type (e.g., walking, climbing stairs, running), postures (e.g., arms above shoulder height, bending of the back), body position (e.g., standing, sitting, kneeling, and lying), and steps will be performed using the validated Acti4 software [47, 48] using AX3 accelerometers (3-Axis Logging Accelerometer; Axivity Ltd., Newcastle upon Tyne, UK). Objective measures for twisting of the back will be performed by the Acti4 software and GT9X (GT9X Link; ActiGraph LLC, Pensacola, FL, USA) inertial measurement unit (IMU). Acti4 has been validated for estimation of physical activity types, postures, and movements in semistandardized settings and in free living [47–50].

The AX3 accelerometer provides measurements of linear accelerations in three dimensions with a dynamic range of ± 8 G, sampled with a precision of 13 bits. The AX3 accelerometers will be initialized for recording, and data will be downloaded using the manufacturer's software (OMGUI Version 1.0.0.30; Axivity Ltd) at a sampling rate of 25 Hz. The GT9X provides nine-component motion sensing by measuring acceleration in three dimensions with a dynamic range of ± 16 G, angular velocity in three dimensions with a dynamic range of ± 2000 degrees/s, and magnetometer heading in three dimensions with a dynamic range of ± 4800 μ T. The GT9X IMUs will be initialized for recording, and data will be downloaded using the manufacturer's software (ActiLife version 6.13.3; ActiGraph LLC) at a sampling rate of 100 Hz. The AX3 and GT9X will be mounted on the skin with adhesive tape (Hair-Set double-sided adhesive tape; 3M Company, Maplewood, MN, USA) and secured with transparent adhesive film (OPSITE FLEXIFIX; Smith & Nephew plc, London, UK).

Five AX3 accelerometers will be mounted for 4–5 days at the following positions:

1. The trunk, at one of two positions
 - a. The spine just below the processus spinosus at the level of T1-T2

- b. On the midline of the flat part of the manubrium of the sternum
2. The dominant arm, laterally and 3 cm distal to the deltoid insertion
3. The right thigh at the most muscular part of the quadriceps femoris, midway on the line between the anterior inferior iliac spine and the top of the patella
- 4 and 5. Right and left calf, on the flat part of the soleus and gastrocnemius aponeurosis just distal to the lateral and medial heads of the gastrocnemius

Two GT9X IMUs will be mounted for 1 work day at the following positions:

1. Upper back, on the spine just below the processus spinosus at the level of T1-T2 (just distal to the AX3)
2. Lower back, on the spine at the level of L5-S1

The AX3 accelerometers and GT9X IMUs will be mounted with a spatial orientation of the accelerometer as described previously [47], with the *x*-axis being vertical and perpendicular to the skin surface with the positive *x*-axis pointing downward, the *y*-axis being horizontal and perpendicular to the skin surface with the positive *y*-axis pointing to the left, and the *z*-axis being horizontal and orthogonal to the skin surface with the positive *z*-axis pointing outward from the skin surface.

Heart rate and heart rate variability measures

The measurements of heart rate and heart rate variability will be performed using Actiheart monitors (Actiheart; CamNtech, Cambridge, UK). The Actiheart is validated for measurement of heart rate and heart rate variability [51–53]. Actiheart measures raw electrocardiographic (ECG) signals with a sensitivity of 0.250 mV, which is electronically amplified by a factor of 900 (amplifier frequency response, 10–35 Hz). The resulting ECG signal is sampled at a frequency of 128 Hz, and each R-wave decaying edge is identified by using the Pan-Tompkins real-time QRS detection algorithm [54]. The Actiheart is configured to “short-term recording,” in which each interbeat interval (IBI) between consecutive detected R peaks in the QRS complex is stored for approximately 440,000 heartbeats. Before attachment, the skin will be shaved if necessary (Wilkinson Sword disposable hospital razor; Edgewell Personal Care, St. Louis, MO, USA) and gently rinsed with alcohol swabs (70% isopropyl alcohol). The Actiheart will be mounted with Ag/AgCl pregelled electrodes (Ambu BlueSensor VL-00-S/25; Ambu A/S, Ballerup, Denmark) at one of the two validated positions [55]:

1. The apex of sternum with a horizontal wire to the right at the level of the fifth and sixth intercostal space

2. The manubrium of the sternum with a horizontal wire to the right at the level of the second and third intercostal space

The Actiheart is initialized for recording, and data are downloaded using the manufacturer's software (Actiheart 4, version 4.0.116; CamNtech). The Actiheart IBI recordings will be processed in the Acti4 software to derive heart rate (HR) and heart rate variability (HRV) features using robust period detection [47].

Observational measures

Visual workplace observations will be carried out following a standardized manual for observation to capture physical activities we are unable to capture by objective measurements (e.g., lifting, carrying and physically supporting a child, as well as squatting and sitting on the floor). Additionally, observations will capture contextual information from situations (e.g., diaper change, clothes change) and barriers to work (e.g., disturbances). Visual observations of large body postures and work activities are shown to have reasonable reliability among trained observers [56]. The observations will be carried out using a modified TRAC (task recording and analysis on computer)/portable ergonomic observation approach [57, 58]. In short, continuous observation will take place using a handheld computer (GT-P3100 or SM-T280; Samsung, Suwon, South Korea) with Pocket Observer software (Pocket Observer version 3.3.46; Noldus Information Technology, Wageningen, The Netherlands) to record start-stop or occurrence of observed items. The Pocket Observer recordings will be processed using The Observer XT software (The Observer XT version 14; Noldus Information Technology) to derive duration and frequency of observed items.

Outcomes

Primary outcome measures

The primary outcomes of this study are (1) self-rated physical exertion measured on a Likert scale (0–10) [41] every 4 weeks by questionnaire from baseline to 4 months and (2) MSP (duration, intensity, and number of pain regions and pain-related work interference) measured every 4 weeks by questionnaire from baseline to 4 months.

Secondary outcome measures

Secondary outcomes of this study are (1) self-reported sickness absence due to MSP (days) measured by questionnaire every 4 weeks from baseline to 4 months, (2) objectively measured occupational physical activities by accelerometers and heart rate monitor at baseline and at 4 months, (3) self-efficacy measured by questionnaire at baseline and at 4 months, (4) need for recovery measured by questionnaire at baseline and at 4 months, and (5) employee involvement measured by questionnaire at

baseline and at 4 months. Figure 4 shows the Standard Protocol Items: Recommendation for Interventional Trials (Additional file 1: SPIRIT) [59] schedule of enrollment, interventions, and assessments.

Power calculation

For the power calculation, we used the calculation for a clustered parallel group with before-and-after measures to calculate the design effect [60]. Statistical power analysis was performed for primary outcome measures. The scale for self-rated physical exertion (0–10) has a mean of 4.09 and an SD of 2.41 in a representative sample of childcare workers in Denmark ($N = 1137$) [5]. The intracluster correlation coefficient (ICC) was calculated on the basis of a previous participatory ergonomics intervention among eldercare workers [61]. With a power of 0.80, an alpha of 0.05, a fixed cluster size of 12, and an estimated ICC of 0.005, we need 192 participants (96 per group) corresponding to approximately 16 clusters to statistically demonstrate a relevant effect in physical exertion of 1 point [60]. We also tried to vary the cluster size between 9 and 20 and check for differences in changing the values of ICC, which did not change the anticipated power very much. Because this is an organizational intervention, we expect only a small number of dropouts. In addition, the intervention period is quite short. We therefore expect to include 10% more than needed according to our power calculations, so that at baseline we will include approximately 210 participants. Additional power calculation for MSP showed that the numbers needed are within the same range as calculated for physical exertion.

Economic measures

Health-related production loss

Presenteeism (reduced performance while being present at work) and absenteeism (hours and days missed from work due to sickness absence) will be measured by questionnaire every 4 weeks [44, 45]. In addition, sickness absence data (absenteeism) will be retrospectively collected from company records after the last follow-up measurement.

Cost measures

Intervention costs include the costs for workshops (i.e., costs for the consultant [including preparation], time spent on the workshop by the participants, and materials), and costs for meetings with the workplace in preparation for the project, as well as costs for fruit and snacks offered at these meetings and printed materials. Consultants' and participants' costs will be valued on the basis of their salary. Other costs will be valued using invoices. Workplace productivity losses (i.e., presenteeism and absenteeism) will also be valued using salaries of the participants.

	Allocation	Enrolment	STUDY PERIOD										
			Post-allocation										Close-out
ENROLMENT:													
Eligibility screen		X											
Informed consent		X											
Randomization*	X												
Allocation	X												
INTERVENTIONS:													
Participatory ergonomics													
Control													
ASSESSMENTS:													
Demographics		X											
Anthropometric measures		X											
Primary outcomes													
Physical exertion		X	X	X	X	X	X	X	X	X	X	X	
Musculoskeletal pain (MSP)		X	X	X	X	X	X	X	X	X	X	X	
Secondary outcomes													
Sickness absence due to MSP		X	X	X	X	X	X	X	X	X	X	X	
Occupational physical activities		X					X						
Self-efficacy		X					X					X	
Need for recovery		X					X					X	
Employee involvement		X					X					X	
Economic measures													
Presenteeism		X	X	X	X	X	X	X	X	X	X		
Absenteeism		X	X	X	X	X	X	X	X	X	X		
Costs												X	
Process evaluation													
Dose delivered			X	X	X	X	X	X	X	X	X		
Dose received			X	X	X	X	X	X	X	X	X		
Contextual factors		X					X					X	

Fig. 4 Standard Protocol Items: Recommendation for Interventional Trials (SPIRIT) schedule of enrollment, interventions, and assessments [59].

*The randomization was carried out at workplace level before baseline measurements. However, the childcare workers were only told when their intervention started, with no mention of being in a control group or not. **The study uses a wait-list design, so that the control group receives the intervention after the immediate intervention group

Economic evaluation

The economic evaluation aims to determine the cost-effectiveness of the intervention compared with usual care from the employer’s perspective. In addition, a cost-benefit analysis will be performed from the

employer’s perspective. Analyses will be performed according to the intention-to-treat principle with multiple imputation of missing data [62, 63]. Sensitivity analyses will be done to assess the robustness of the results. The total employer’s costs of the intervention will be estimated

and compared between the intervention and control groups. The 95% CIs will be estimated using approximate bootstrap CIs [63]. For the cost-effectiveness analysis, incremental cost-effectiveness ratios will be calculated by dividing the mean difference in costs between both groups by the difference in effects on the primary outcome measures self-rated physical exertion and MSP. Cost-effectiveness planes will be graphically presented [62]. In addition, a cost-benefit analysis will be performed in which the incremental intervention costs will be compared with the incremental productivity-related costs. This will be expressed as return on investment as well as benefit-to-cost ratio.

Process evaluation

The interpretation of interventions implemented in workplaces can be a challenge. A mere effect evaluation explains only a fraction of the causal assumptions in the program logic [8, 64], and the effect evaluation itself risks rejecting the hypothesis underlying the program theory due to implementation failure (type III error). Thus, both the effects and the implementation (processes) need to be evaluated. Analyzing the effects and processes of an intervention requires a comprehensive evaluation [65].

A process evaluation will be performed, inspired by the framework by Steckler and Linnan [20] to gain insight into the extent to which the intervention is implemented as intended [65]. The implementation will be measured through dose delivered (the amount of intervention components delivered by the consultants) and dose received (employees' participation in the activities) [20]. The delivery will be measured by asking the consultants to what extent they have followed the specific intervention activities in accordance with the defined criteria written in the intervention protocol (they will fill out a questionnaire after each activity). To check the quality of the consultants' responses to the questionnaires, observations of the workshops by an independent observer will be conducted (by filling out a similar questionnaire). The dose will be measured by participation percentage and by questionnaires to the participants, after the intervention, asking about their appraisal of the intervention [20]. Moreover, information about the context will be collected through questionnaires from the managers of each of the childcare institutions (e.g., whether there have been any great organizational changes throughout the project period and whether there have been any concurrent activities in both the intervention and control groups that might influence both the implementation and the effect of the study).

Statistical analyses

Baseline characteristics will be described by questionnaires and the anthropometric measures. Analyses regarding the effectiveness of the primary outcomes and

secondary outcomes will be performed after 4 months of intervention with multilevel analyses. Multilevel analyses take clustering of observations of workers within the same team into account, as well as repeated measurements within one participant [66]. All analyses will be performed according to the intention-to-treat principle, including all eligible randomized participants without imputations because mixed models inherently account for missing values [67]. Both the immediate intervention group and the delayed intervention group will be followed with questionnaires and objective measurements after the delayed intervention group has received the intervention. It is expected that during this time, the immediate intervention group will continue with the intervention activities. This allows for longer follow-up for the immediate intervention group and the possibility to do a secondary analysis of long-term follow-up. However, due to the design of the study (two-arm cluster-randomized design employing a wait-list control), no untreated control group exists at the measurement after 8 months, and follow-up effects will thus be uncontrolled and modeled using data from intervention participants only (Fig. 1).

Discussion

This paper describes the study protocol of the participatory ergonomic intervention among childcare workers called "Improving work for the body" (the TOY-project). It is hypothesized that successful implementation of the TOY-project will lead to a reduction of physical exertion and MSP after 4 months.

Strengths and limitations of the study

The cluster-randomized controlled trial design is a methodological strength because it minimizes the risk of contamination between the intervention and control groups and reduces the risk of bias. The systematic intervention mapping approach is a strong feature of the study. The experience and information obtained in the process of tailoring and developing the intervention will be captured and, hopefully, benefit both the present and future studies. Another strength is the monthly monitoring of the outcomes. Moreover, as recommended by Takala and colleagues, we will use multiple tools to capture different aspects of physical workload [56]; such as objective measurements, observations, and questionnaires. This will also allow a rigorous description of the physical workload and physical activity at work in this occupational group. By also incorporating a process evaluation, we will gain insight into the implementation process within the intervention teams and into potential parallel activities in control teams. Another strength is that consultants will deliver the intervention, and these consultants are not involved in the evaluation. The results should be generalizable to similar workplaces, and

we will conduct an economic evaluation to evaluate the cost from an employer's perspective.

Because this is an organizational intervention, it does not focus on individual workers. Thus, individual randomization is not feasible. Our trial lacks allocation concealment and will be at risk of selection biases. However, we will check and report any evidence of selection bias by comparison of the proportion that participated at each institution and compare characteristics (by using information from the payroll) of participants and nonparticipants. Moreover, due to the interventional trial design, participants cannot be blinded to group allocation. However, all participating childcare workers would receive the intervention and are only told when their intervention is intended to start with no mention of being in a control group. This minimizes the potential selection bias. However, outcome assessors and data analysts will be blinded to group allocation. A possible limitation is the short follow-up duration, because the effect of workplace changes may take longer time to set in (4 months). In addition, the use of a wait-list design could imply a risk of implementing a noneffective intervention for the control arm, which will have cost and resource implications. Our experience with such interventions is that the process, no matter the statistical effect, will benefit the workers, and the workplaces need to plan these interventions a long time ahead and promise the employees that they will receive the intervention.

Impact of the results

This intervention may benefit employees as well as employers. If the intervention proves to be effective, the childcare workers will benefit from an improved health and working environment. These positive effects may potentially contribute to reduce sickness absence and thereby be beneficial for society as well. Surprisingly little research has been conducted for childcare workers [32]. This study will contribute to closing the research gap for this occupational group. Results are expected in 2018–2019.

Trial status

The study was opened to recruitment in August 2017. Recruitment ended in November 2017. The intervention ended in July 2018. The duration of the study period will be 3 years and finish in December 2019.

Additional file

Additional file 1: SPIRIT 2013 checklist: Recommended items to address in a clinical trial protocol and related documents. (DOC 121 kb)

Abbreviations

CONSORT: Consolidated Standards of Reporting Trials; ECG: Electrocardiographic; IBI: Interbeat interval; ICC: Intraclass correlation coefficient; IMU: Inertial measurement unit; MSP: Musculoskeletal pain; RCT: Randomized controlled trial; SPIRIT: Standard Protocol Items: Recommendations for Interventional Trials

Acknowledgements

We acknowledge engineer Jørgen Skotte and consultants Vibeke Andersen and Cornelia Strøh of the Work Environment Consultancy of Copenhagen for their valuable help in the development and planning of the study.

Funding

The study is externally funded by the Danish Working Environment Research Fund (grant no. 2-2016-03 20165101186).

Authors' contributions

CDNR contributed to the conception and design of the study, wrote the initial protocol as well as the application for funding, and drafted the manuscript. AH contributed to the conception and design of the study and wrote the initial protocol as well as the application for funding. PR participated in discussions of the conceptual design of the study and wrote the initial protocol as well as the application for funding. MJS contributed to the conception and design of the study and critical revision of the manuscript. OHS contributed to the conception and design of the study and critical revision of the manuscript. AJvdB contributed to the conception and design of the study and critical revision of the manuscript. SWS contributed to the conception and design of the study and critical revision of the manuscript. DE contributed to the conception and design of the study. KH contributed to the conception and design of the study. All authors read and commented on the draft version of the manuscript and approved the final version.

Ethics approval and consent to participate

The Danish National Committee on Biomedical Research Ethics (the local ethics committee of Frederiksberg and Copenhagen) has evaluated a description of the study and concluded that, according to Danish law as defined in Committee Act § 2 and § 1, the intervention described should not be further reported to the local ethics committee (reference number 16048606). Oral and written information about the study will be provided to all eligible participants, and written consent is required to participate in the study.

Consent for publication

Not applicable.

Competing interests

The authors declare that they have no competing interests.

Publisher's Note

Springer Nature remains neutral with regard to jurisdictional claims in published maps and institutional affiliations.

Author details

¹National Research Centre for the Working Environment, Lersø Parkallé 105, 2100 Copenhagen, Denmark. ²Center for Industrial Production, Aalborg University Copenhagen, A. C. Meyers Vænge 15, 2450 Copenhagen, Denmark. ³Danish Ramazzini Centre, Department of Occupational Medicine, Regional Hospital West Jutland—University Research Clinic, Herning, Denmark. ⁴Department of Public and Occupational Health, Amsterdam Public Health Research Institute, VU University Medical Center, Van der Boerhorststraat 7, 1081 BT Amsterdam, The Netherlands. ⁵Department of Sports Science and Clinical Biomechanics, University of Southern Denmark, Campusvej 55, 5230 Odense M, Denmark.

Received: 24 October 2017 Accepted: 5 July 2018

Published online: 31 July 2018

References

- Hoy DG, Smith E, Cross M, Sanchez-Riera L, Blyth FM, Buchbinder R, et al. Reflecting on the global burden of musculoskeletal conditions: lessons learnt from the Global Burden of Disease 2010 study and the next steps forward. *Ann Rheum Dis*. 2015;74:4–7.
- Punnett L, Wegman DH. Work-related musculoskeletal disorders: the epidemiologic evidence and the debate. *J Electromyogr Kinesiol*. 2004;14:13–23.
- da Costa BR, Vieira ER. Risk factors for work-related musculoskeletal disorders: a systematic review of recent longitudinal studies. *Am J Ind Med*. 2010;53:285–323.
- Gratz RR, Claffey A, King P, Scheuer G. The physical demands and ergonomics of working with young children. *Early Child Dev Care*. 2002;172:531–7.

5. Det Nationale Forskningscenter for Arbejdsmiljø. Arbejdsmiljø og Helbred i Danmark. <http://www.arbejdsmiljoforskning.dk>. Accessed 29 Jan 2016.
6. Rivilis I, Van Eerd D, Cullen K, Cole DC, Irvin E, Tyson J, et al. Effectiveness of participatory ergonomic interventions on health outcomes: a systematic review. *Appl Ergon*. 2008;39:342–58.
7. Van Eerd D, Cole D, Irvin E, Mahood Q, Keown K, Theberge N, et al. Process and implementation of participatory ergonomic interventions: a systematic review. *Ergonomics* 2010, 53: 1153–1166.
8. Durlak JA, DuPre EP. Implementation matters: a review of research on the influence of implementation on program outcomes and the factors affecting implementation. *Am J Community Psychol*. 2008;41: 327–50.
9. Nielsen K, Randall R, Albertsen K. Participants' appraisals of process issues and the effects of stress management interventions. *J Organ Behav*. 2007; 28:793–810.
10. Wilson JR. Ergonomics and participation. In: Wilson JR, Corlett EN, editors. *Evaluation of Human Work: A Practical Ergonomics Methodology*. 2. London: Taylor and Francis; 1995. p. 1071–96.
11. Haines H, Wilson JR, Vink P, Koningsveld E. Validating a framework for participatory ergonomics (the PEF). *Ergonomics*. 2002;45:309–27.
12. Pehkonen I, Takala EP, Ketola R, Viikari-Juntura E, Leino-Arjas P, Hopsu L, et al. Evaluation of a participatory ergonomic intervention process in kitchen work. *Appl Ergon*. 2009;40:115–23.
13. Driessen MT, Proper KI, van Tulder MW, Anema JR, Bongers PM, Van Der Beek AJ. The effectiveness of physical and organisational ergonomic interventions on low back pain and neck pain: a systematic review. *Occup Environ Med*. 2010;67:277–85.
14. Haukka E, Leino-Arjas P, Viikari-Juntura E, Takala EP, Malmivaara A, Hopsu L, et al. A randomised controlled trial on whether a participatory ergonomics intervention could prevent musculoskeletal disorders. *Occup Environ Med* 2008, 65: 849–856.
15. Cole DC, Theberge N, Dixon SM, Rivilis I, Neumann WP, Wells R. Reflecting on a program of participatory ergonomics interventions: a multiple case study. *Work*. 2009;34:161–78.
16. Driessen MT, Proper KI, Anema JR, Bongers PM, van der Beek AJ. Process evaluation of a participatory ergonomics programme to prevent low back pain and neck pain among workers. *Implement Sci*. 2010;5:65.
17. Kristensen TS. Intervention studies in occupational epidemiology. *Occup Environ Med*. 2005;62:205–10.
18. Framke E, Sørensen OH, Pedersen J, Rugulies R. Effect of a participatory organizational-level occupational health intervention on short-term sickness absence: a cluster randomized controlled trial. *Scand J Work Environ Health*. 2016;42:192–200.
19. Rasmussen CDN, Lindberg NK, Ravn MH, Jørgensen MB, Søgaard K, Holtermann A. Processes, barriers and facilitators to implementation of a participatory ergonomics program among eldercare workers. *Appl Ergon*. 2017;58:491–9.
20. Steckler A, Linnan L. *Process evaluation for public health interventions and research*. San Francisco: Jossey-Bass; 2002.
21. Oakley A, Strange V, Bonell C, Allen E, Stephenson J. *Process evaluation in randomised controlled trials of complex interventions*. *BMJ*. 2006;332:413–6.
22. Bartholomew LK, Parcel GS, Kok G. Intervention mapping: a process for developing theory and evidence-based health education programs. *Health Educ Behav*. 1998;25:545–63.
23. Vermeulen SJ, Anema JR, Schellart AJ, Van Mechelen W, Van Der Beek AJ. Intervention mapping for development of a participatory return-to-work intervention for temporary agency workers and unemployed workers sick-listed due to musculoskeletal disorders. *BMC Public Health*. 2009;9:216.
24. van Oostrom SH, Anema JR, Terluin B, Venema A, de Vet HC, Van Mechelen W. Development of a workplace intervention for sick-listed employees with stress-related mental disorders: intervention mapping as a useful tool. *BMC Health Serv Res*. 2007;7:127.
25. Rasmussen CD, Holtermann A, Mortensen OS, Søgaard K, Jørgensen MB. Prevention of low back pain and its consequences among nurses' aides in elderly care: a stepped-wedge multi-faceted cluster-randomized controlled trial. *BMC Public Health*. 2013;13:1088.
26. Strijk JE, Proper KI, Van Der Beek AJ, Van Mechelen W. The vital@ work study. The systematic development of a lifestyle intervention to improve older workers' vitality and the design of a randomised controlled trial evaluating this intervention. *BMC Public Health*. 2009;9:408.
27. Oude Hengel KM, Joling CI, Proper KI, van der Molen HF, Bongers PM. Intervention mapping as a framework for developing an intervention at the worksite for older construction workers. *Am J Health Promot*. 2011;26:e1–10.
28. Schelvis R, Oude Hengel K, Burdorf A, Blatter B, Strijk JE, van der Beek AJ. Evaluation of occupational health interventions using a randomized controlled trial: challenges and alternative research designs. *Scand J Work Environ Health*. 2015;41:491.
29. Brown C, Lilford R. The stepped wedge trial design: a systematic review. *BMC Med Res Methodol*. 2006;6:54.
30. Mdege ND, Man MS, Taylor nee Brown CA, Torgerson DJ. Systematic review of stepped wedge cluster randomized trials shows that design is particularly used to evaluate interventions during routine implementation. *J Clin Epidemiol*. 2011;64:936–48.
31. Campbell MK, Piaggio G, Elbourne DR, Altman DG. Consort 2010 statement: extension to cluster randomised trials. *BMJ*. 2012;345:e5661.
32. Linnan L, Arandia G, Bateman LA, Vaughn A, Smith N, Ward D. The health and working conditions of women employed in child care. *Int J Environ Res Public Health*. 2017;14:283.
33. Wells R, Norman R, Frazer M, Laing A, Cole D, Kerr M. *Participative ergonomic blueprint*. Toronto: Institute for Work & Health; 2003.
34. Kuorinka I, Jonsson B, Kilbom A, Vinterberg H, Biering-Sørensen F, Andersson G, et al. Standardised Nordic questionnaires for the analysis of musculoskeletal symptoms. *Appl Ergon*. 1987;18:233–7.
35. Ware JE, Kosinski M, Gandek B: SF-36 Health Survey: manual and interpretation guide. Lincoln: QualityMetric; 2005.
36. Schwarzer R, Bässler J, Kwiatek P, Schröder K, Zhang JX. The assessment of optimistic self beliefs: comparison of the German, Spanish, and Chinese versions of the General Self Efficacy Scale. *Appl Psychol*. 1997;46:69–88.
37. Linton SJ, Nicholas M, MacDonald S. Development of a short form of the Örebro Musculoskeletal Pain Screening Questionnaire. *Spine*. 2011;36:1891–5.
38. Topp CW, Østergaard SD, Søndergaard S, Bech P. The WHO-5 Well-Being Index: a systematic review of the literature. *Psychother Psychosom*. 2015;84: 167–76.
39. Stroyer J, Essendrop M, Jensen LD, Warming S, Avlund K, Schibye B. Validity and reliability of self-assessed physical fitness using visual analogue scales. *Percept Mot Skills* 2007;104: 519–33.
40. Cohen S, Kamarck T, Mermelstein R. A global measure of perceived stress. *J Health Soc Behav*. 1983;24:385–96.
41. Borg GAV. *Physical performance and perceived exertion*. Lund: C.W.K. Gleerup; 1962.
42. Tuomi K, Oja G. *Work Ability Index*. Helsinki: Finnish Institute of Occupational Health; 1998.
43. Van Veldhoven MJPM, Broersen S. Measurement quality and validity of the Need for Recovery scale. *Occup Environ Med*. 2003;60 Suppl 1:i3–9.
44. Aboagye E, Jensen I, Bergström G, Hagberg J, Axén I, Lohela-Karlsson M. Validity and test-retest reliability of an at-work production loss instrument. *Occup Med*. 2016;66:377–82.
45. Lohela Karlsson M, Busch H, Aboagye E, Jensen I. Validation of a measure of health-related production loss: construct validity and responsiveness - a cohort study. *BMC Public Health*. 2015;15:1148.
46. Lohela Karlsson M, Bergström G, Björklund C, Hagberg J, Jensen I. Measuring production loss due to health and work environment problems: construct validity and implications. *J Occup Environ Med*. 2013;55:1475–83.
47. Skotte J, Korshøj M, Kristiansen J, Hanisch C, Holtermann A. Detection of physical activity types using triaxial accelerometers. *J Phys Act Health*. 2014;11:76–84.
48. Korshøj M, Skotte JH, Christiansen CS, Mortensen P, Kristiansen J, Hanisch C, et al. Validity of the Acti4 software using ActiGraph GT3X+ accelerometer for recording of arm and upper body inclination in simulated work tasks. *Ergonomics*. 2014;57:247–53.
49. Stemland I, Ingebrigtsen J, Christiansen CS, Jensen BR, Hanisch C, Skotte J, et al. Validity of the Acti4 method for detection of physical activity types in free-living settings: comparison with video analysis. *Ergonomics*. 2015;58: 953–65.
50. Ingebrigtsen J, Stemland I, Christiansen C, Skotte J, Hanisch C, Krstrup P, et al. Validation of a commercial and custom made accelerometer-based software for step count and frequency during walking and running. *J Ergon*. 2013;3:119.
51. Barreira TV, Kang M, Caputo JL, Farley RS, Renfrow MS. Validation of the Actiheart monitor for the measurement of physical activity. *Int J Exerc Sci*. 2009;2:60–71.

52. Assah FK, Ekelund U, Brage S, Wright A, Mbanya JC, Wareham NJ. Accuracy and validity of a combined heart rate and motion sensor for the measurement of free-living physical activity energy expenditure in adults in Cameroon. *Int J Epidemiol*. 2010;40:112–20.
53. Kristiansen J, Korshøj M, Skotte JH, Jespersen T, Søgaard K, Mortensen OS, et al. Comparison of two systems for long-term heart rate variability monitoring in free-living conditions - a pilot study. *Biomed Eng Online*. 2011;10:27.
54. Pan J, Tompkins WJ. A real-time QRS detection algorithm. *IEEE Trans Biomed Eng*. 1985;32:230–6.
55. Rautaharju PM, Park L, Rautaharju FS, Crow R. A standardized procedure for locating and documenting ECG chest electrode positions: consideration of the effect of breast tissue on ECG amplitudes in women. *J Electrocardiol*. 1998;31:17–29.
56. Takala EP, Pehkonen I, Forsman M, Hansson GÅ, Mathiassen SE, Neumann WP, et al. Systematic evaluation of observational methods assessing biomechanical exposures at work. *Scand J Work Environ Health*. 2010;36:3–24.
57. Frings-Dresen MH, Kuijter PPF. The TRAC-system: an observation method for analysing work demands at the workplace. *Saf Sci*. 1995;21:163–5.
58. Fransson-Hall C, Gloria R, Kilbom Å, Winkel J, Karlqvist L, Wiktorin C, et al. A portable ergonomic observation method (PEO) for computerized on-line recording of postures and manual handling. *Appl Ergon*. 1995;26:93–100.
59. Chan AW, Tetzlaff JM, Altman DG, Laupacis A, Gøtzsche PC, Krleža-Jerić K, et al. SPIRIT 2013 statement: defining standard protocol items for clinical trials. *Ann Intern Med*. 2013;158:200–7.
60. Hemming K, Taljaard M. Sample size calculations for stepped wedge and cluster randomised trials: a unified approach. *J Clin Epidemiol*. 2016;69:137–46.
61. Rasmussen CDN, Holtermann A, Jørgensen MB, Ørberg A, Mortensen OS, Søgaard K. A multi-faceted workplace intervention targeting low back pain was effective for physical work demands and maladaptive pain behaviours, but not for work ability and sickness absence: stepped wedge cluster randomised trial. *Scand J Public Health*. 2016;44:560–70.
62. van Dongen JM, van Wier MF, Tompa E, Bongers PM, Van Der Beek AJ, van Tulder MW, et al. Trial-based economic evaluations in occupational health: principles, methods, and recommendations. *J Occup Environ Med* 2014, 56: 563–72.
63. Burton A, Billingham LJ, Bryan S. Cost-effectiveness in clinical trials: using multiple imputation to deal with incomplete cost data. *Clin Trials*. 2007;4: 154–61.
64. Moore GF, Audrey S, Barker M, Bond L, Bonell C, Hardeman W, et al. Process evaluation of complex interventions: Medical Research Council guidance. *BMJ*. 2015;350:h1258.
65. Glasgow RE, Vogt TM, Boles SM. Evaluating the public health impact of health promotion interventions: the RE-AIM framework. *Am J Public Health*. 1999;89:1322.
66. Twisk J. *Applied multilevel analysis: a practical guide*. Cambridge: Cambridge University Press; 2006.
67. Twisk J, de Boer M, de Vente W, Heymans M. Multiple imputation of missing values was not necessary before performing a longitudinal mixed-model analysis. *J Clin Epidemiol*. 2013;66:1022–8.

Ready to submit your research? Choose BMC and benefit from:

- fast, convenient online submission
- thorough peer review by experienced researchers in your field
- rapid publication on acceptance
- support for research data, including large and complex data types
- gold Open Access which fosters wider collaboration and increased citations
- maximum visibility for your research: over 100M website views per year

At BMC, research is always in progress.

Learn more biomedcentral.com/submissions

