

International Contribution to the Highway Agency's Bridge Related Research

Nowak, A. S.; Thoft-Christensen, Palle

Publication date:
2000

Document Version
Publisher's PDF, also known as Version of record

[Link to publication from Aalborg University](#)

Citation for published version (APA):
Nowak, A. S., & Thoft-Christensen, P. (2000). *International Contribution to the Highway Agency's Bridge Related Research*. Dept. of Building Technology and Structural Engineering. Structural Reliability Theory Vol. R0028 No. 200

General rights

Copyright and moral rights for the publications made accessible in the public portal are retained by the authors and/or other copyright owners and it is a condition of accessing publications that users recognise and abide by the legal requirements associated with these rights.

- Users may download and print one copy of any publication from the public portal for the purpose of private study or research.
- You may not further distribute the material or use it for any profit-making activity or commercial gain
- You may freely distribute the URL identifying the publication in the public portal -

Take down policy

If you believe that this document breaches copyright please contact us at vbn@aub.aau.dk providing details, and we will remove access to the work immediately and investigate your claim.

Internatio

International
Contribution to the
Highways Agency's
Bridge Related
Research

A.S. Nowak, P. Thoft-Christensen

Paper No 200

Structural Reliability Theory

Presented at the Institution of Civil Engineers Conference,
London, UK, October 2-3, 2000

ISSN 1395-7953 R0028

The ***Structural Reliability Theory*** papers are issued for early dissemination of research results from the Structural Reliability Group at the Department of Building Technology and Structural Engineering, Aalborg University. These papers are generally submitted to scientific meetings, conferences or journals and should therefore not be widely distributed. Whenever possible reference should be given to the final publications (proceedings, journals, etc.) and not to the Structural Reliability Theory papers.

International
Contribution to the
Highways Agency's
Bridge Related
Research

A.S. Nowak, P. Thoft-Christensen

INTERNATIONAL CONTRIBUTION TO THE HIGHWAYS AGENCY'S BRIDGE RELATED RESEARCH

Andrzej S. Nowak
Department of Civil
and Environmental Engineering
University of Michigan
Ann Arbor, MI 48109-2125
USA

Palle Thoft-Christensen
Department of Building Technology
and Structural Engineering
Aalborg University
Sohngaardshomsvej 57
DK-9000 Aalborg, Denmark

Abstract

The objective of this paper is to summarize recent contributions of international experts to the research program sponsored by the Highways Agency. An efficient management of existing bridges requires methodology for an accurate evaluation of the actual loads and load carrying capacity and prediction of the remaining life. However, the parameters, which are involved in the evaluation process, are random variable. Therefore, a considerable research effort has been directed at the development of probability-based methodology. The research projects considered in the paper include the development of reliability models for analysis of bridges subjected to corrosion and fatigue, and reliability-based optimization of maintenance strategies for bridges.

Introduction

The Highways Agency has undertaken a major revision of the bridge assessment rules (Haynes 1997). There are limited resources available for structures requiring repair, rehabilitation or replacement. Therefore, there is need for efficient evaluation of the current condition and prediction of the future rate of deterioration. The parameters which represent load and resistance are random variables and the traditional assessment procedures can be inadequate. In the last 20 years a considerable research effort has been directed at the development of probability-based approaches in conjunction with the development of a new generation of bridge design codes in the US and Canada (AASHTO LRFD 1998; OHBDC 1991; CHBDC 2000). The methodology is now available and can be used for other applications including assessment and maintenance of bridges.

The Highways Agency recognized the limitations of the deterministic approach to bridge assessment, and a number of projects was initiated with the objective to establish a basis for a more rational evaluation of deteriorated bridges and optimum maintenance strategies. These contributions focused on the application of probabilistic methods to improve the bridge assessment rules. The work covered the development of reliability models for bridges, establishing of the statistical database for loads and resistance parameters, development of probability-based models for corrosion and fatigue for steel and concrete bridges, and the

development of optimum maintenance strategies for bridges. The reported research was performed by the UK consultants in cooperation with international experts.

Corrosion Models for Steel Girder Bridges

The project was cooperation between the team at the University of Michigan and Flint and Neill Partnership. The objective was to establish time-varying reliability profiles relating reliability index to various rates of corrosion and develop a procedure for calculating probability of failure for different time stages. The corrosion patterns and rates are modeled for steel girder bridges on the basis of empirical relationships from laboratory tests and field observation of existing bridges. Relationship between reliability index and rating factor is investigated. The obtained reliability spectra can serve as a basis for the development of rational criteria for evaluation of existing bridge structures.

The reliability of bridges depends on load and resistance parameters that may vary with time. The variation is due to natural causes (loads, strength of material), deterioration (corrosion, fatigue) and other reasons (growth in legal load limits). Corrosion is one of the most important causes of deterioration for steel bridges. The major parameters include the rate (annual loss), pattern (location, concentration), and correlation with fatigue strength. A considerable research effort was focused on the development of reliability analysis procedures in the United States and Europe. A statistical data base has been established for steel girder bridges. Thus it is important to establish the relationship between reliability and the effect of corrosion on steel bridges. Also, by developing a procedure for calculating probability of failure for different time stages during the life time of the considered structure, a rational criterion for evaluation of existing bridges can be established. Ultimate limit states are considered in this study for moment and shear. Selected bridges are slab on girder type structures. Short and medium span existing bridges are included.

The load carrying capacity of a structure depends on the resistance of its components and connections. The component resistance, R , is determined mostly by material strength, dimensions and section loss due to corrosion. The resistance is a random variable. The resulting variation of resistance has been modeled by tests, observation of existing structures and by engineering judgment. The resistance model for steel girders was developed using the available material test data and by numerical simulations (6).

Deterioration of steel bridges depends on atmospheric environment, exposure of component (interior or exterior), protective treatment to steel, influence of de-icing and traffic volume. Also type of material used (weathering steel, carbon steel, etc.) and construction details may affect the overall performance of the bridge. Corrosion is one of the most important causes of deterioration on steel bridges. The primary cause of corrosion is the accumulation of water and salt (marine environment and deicing salt) on steel surfaces.

Load carrying capacity can be affected by corrosion. Loss of material results in reduction of section area, moment of inertia, and section modulus. Furthermore, it can lead to a premature local buckling (loss of stability). Also increase in traffic volume may lead to critical conditions with regard to fatigue. Thus it is important to establish the relationship between reliability and

degree of deterioration. Reduction of section net area, build up of debris, and reduction of fatigue life are the main consequences of corrosion. In a steel girder, corrosion may affect the capacity in bending, shear, and bearing. For simple span steel girder bridges, corrosion can occur at the end supports and along the bridge due to deck joint leakage, accumulation of salt and dust on the steel surface of the girders.

The type of corrosion that will most likely occur at mid-span of a steel girder bridge is a section loss on the top surface of lower flange and on the lower one quarter of the web. The maximum flexural and torsional moments occur at midspan. The maximum shear and bearing stresses occur at the supports. Typical section loss near the support for a simple span bridge is characterized by a section loss over the whole web surface and on the top surface of the lower flange.

Rate of corrosion is a subject to considerable variation. There is some data on laboratory tests however; little is available on the actual field conditions. Based on the available literature and field observations, three deterioration rate curves (high, medium and low) are considered. Rate of corrosion is assumed to be practically zero for the first 10 to 15 years, until the paint and/or protective cover deteriorates (cracks and peels off). As the deterioration starts developing on the steel surface, an accelerated corrosion process may take place, as shown in Figure 1.

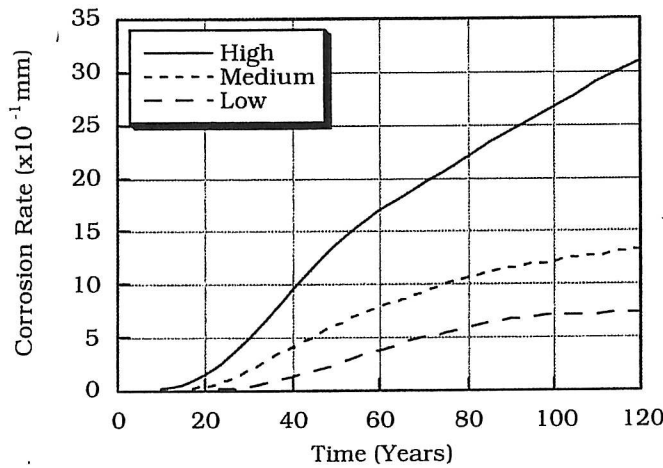


Figure 1. Assumed corrosion rate of steel girder bridges.

Structural performance is measured in terms of the reliability index, β . The reliability index is defined as a function of the probability of failure, P_F .

$$\beta = -\Phi^{-1}(P_F) \quad (1)$$

where Φ^{-1} is the inverse standard normal distribution function.

The time-related reliability of a bridge depends on its initial reliability and on the fractional loss of resistance. The initial reliability for different bridges under normal traffic differs considerably. Loss of resistance (load carrying capacity) depends on loss of section due to corrosion and on degree of corrosion. Fractional changes of reliability with time are closely related to fractional changes in resistance.

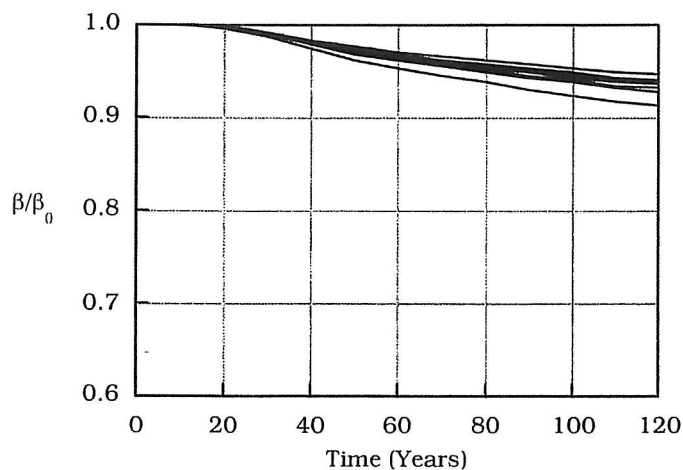


Figure 2. Expected reduction in reliability indices for moment.

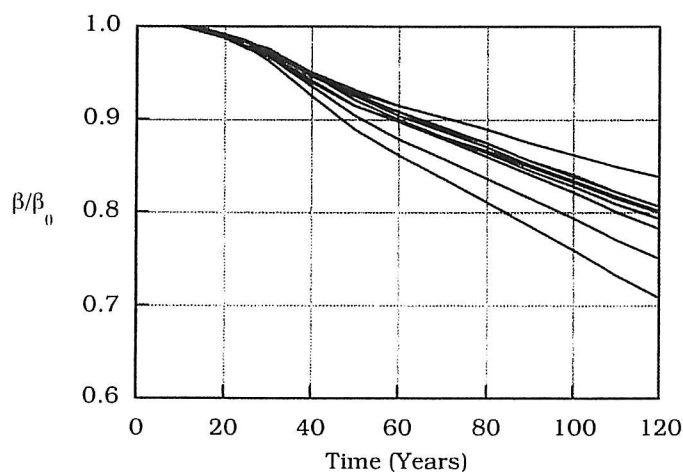


Figure 3. Expected reduction in reliability index for shear.

At any time stage, loss of section and loss in load carrying capacity (resistance) due to corrosion can be calculated. The reliability index is calculated using an iterative procedure (6). It is assumed that the total load effect is a normal random variable. The resistance is considered as a lognormal variable. The results are shown in Figure 2 for moments and Figure 3 for shear forces.

Corrosion Models for Concrete Slabs

CSRconsult performed this project with assistance from Cambridge University, see Thoft-Christensen et al., 1996. Corrosion initiation period refers to the time during which the passivation of steel is destroyed and the reinforcement starts to corrode actively. Fick's law of diffusion may represent the rate of chloride penetration into concrete, as a function of depth from the concrete surface and of the time, as follows:

$$\frac{dC(x,t)}{dt} = D_c \frac{d^2C(x,t)}{dx^2} \quad (2)$$

where $C(x,t)$ is the chloride ion concentration, as % by weight of cement, at a distance of x cm from the concrete surface after t seconds of exposure to the chloride source. D_c is the chloride diffusion coefficient expressed in cm^2/sec . The solution of the differential equation (2) is

$$C(x,t) = C_0 \left\{ 1 - \operatorname{erf} \left(\frac{x}{2\sqrt{D_c \cdot t}} \right) \right\} \quad (3)$$

where C_0 is the equilibrium chloride concentration on the concrete surface, as % of the weight of cement, x is the distance from the concrete surface in cm, t is the time in sec, erf is the error function, and $C(x,t)$ is the chloride concentration at any position x at the time t .

In a real structure, if C_{cr} is assumed to be the chloride corrosion threshold and d is the thickness of concrete cover, then the corrosion initiation period, T_i , can be calculated. The time T_i to initiation of reinforcement corrosion is

$$T_i = \frac{d^2}{4D_c} (\operatorname{erf}^{-1}(\frac{C_{cr} - C_0}{C_i - C_0}))^{-2} \quad (4)$$

On basis of equation (4) outcomes of the corrosion initiation time T_i has been performed on basis of the following data by simple Monte Carlo simulation (1000 simulations):

Initial chloride concentration:	0%
Surface chloride concentration:	Normal (0.650;0.038)
Diffusion coefficient:	Normal (30;5)
Critical concentration:	Normal (0.3;0.05)
Cover:	Normal (40;8)

The corresponding histogram is shown in Figure 4. The data is approximately Weibull distributed $W(x; \mu, k, \varepsilon)$, with $\mu = 63.67$, $k=1.81$ and $\varepsilon=4.79$

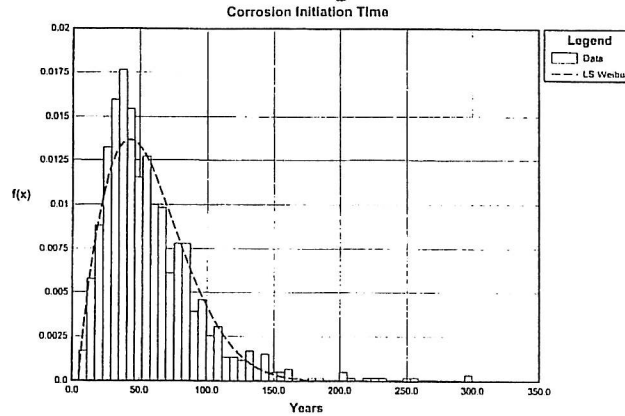


Figure 4. Density function of the corrosion initiation time.

When corrosion has started, the diameter $D(t)$ of the reinforcement bars at the time t is modeled by

$$D(t) = D_0 - C_{corr} i_{corr} t \quad (5)$$

where D_0 is the initial diameter, C_{corr} is a corrosion coefficient, and i_{corr} is the rate of corrosion. Based on a comprehensive survey, three models for chloride penetration have been proposed (the initial chloride is assumed to be zero): low deterioration, medium deterioration and high deterioration.

The stochastic variables used in the deterioration modeling are: chloride concentration on surface, initial chloride concentration in concrete, diffusion coefficient for the concrete, cover on rebar, critical chloride concentration, and rate of corrosion. The above-mentioned modeling has been used on an existing UK bridge build in 1975, Thoft-Christensen et al. 1996. The bridge was designed for 45 units HB load, Department of Transport, 1989. the bridge has a span of 9.755 m, the width is 2×13.71 m, and the slab thickness is 550 mm. The general traffic highway load in the Eurocode 1, Part 3 (ENV 1991-3:1995) for lane and axle load is applied. The load effects produced by the Eurocode model (lane and axel load) are multiplied by a static loading factor (extreme type 1 distributed) and a dynamic load factor (normally distributed).

The reliability profile for a collapse (yield line) limit state is shown in Figure 5. The safety margin is

$$Z = VE_D - W_D \quad (6)$$

where V is a model uncertainty variable, E_D is the energy dissipated in yield lines, and W_D is the work done by the applied loads. The Reliability index at time $t=0$ is 11.4. Due to the size of the concrete cover (mean value 60 mm) the deterioration does not have any effect until year 70.

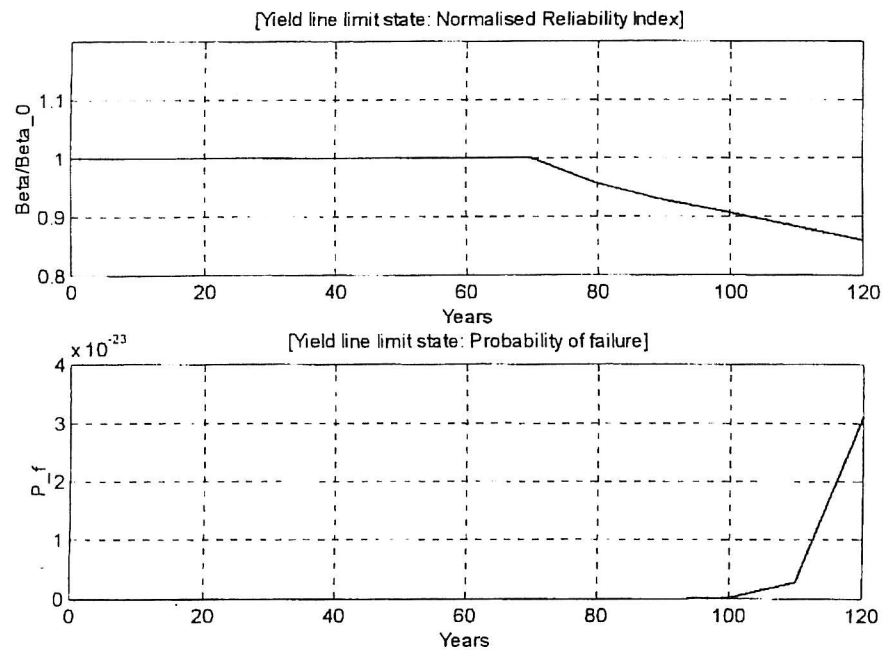


Figure 5. Reliability profile and failure of probability profiles.

The results from a sensitivity analysis with regard to the mean values for $t=0$ years and $t=120$ years are shown in Figure 6. The most important variables are as expected the thickness of the slab (stochastic variable no. 2) and the yield strength (stochastic variable no. 4) of the reinforcement. Observe that the magnitude of sensitivity with regard to the cover changes from negative at time $t=0$ to positive at time $t=120$ due to corrosion.

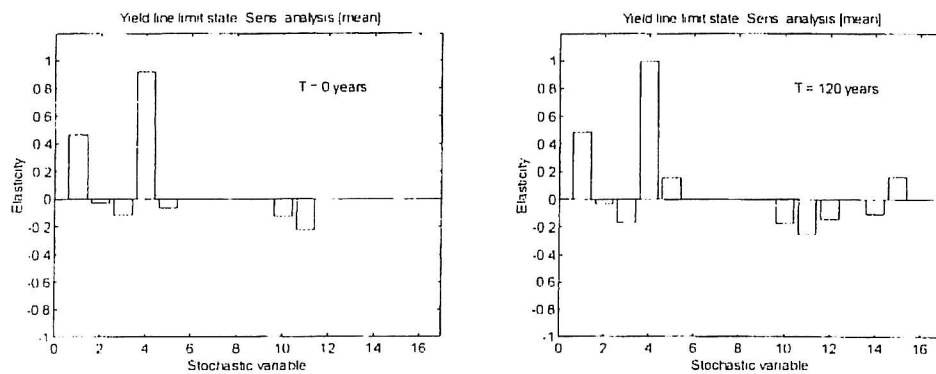


Figure 6. Sensitivity analysis.

Fatigue Models for Steel Girder Bridges

This research was performed as a joint project by a team at the University of Michigan with Flint and Neill Partnership. The objective was to develop criteria for assessment of existing steel bridges with regard to fatigue. An important part of this effort was the development of reliability analysis procedure including the fatigue related parameters.

A fatigue performance depends on strength and load spectra. The most important load parameters are amplitude and frequency of loading. The field observations indicate that magnitude and frequency of truck loading are strongly site-specific. The available data, used to develop the fatigue load models show that the number of trucks on the slow lane of highways can be very high, in some cases 8,000 per day was observed. It gives 200 million vehicles during a lifetime of 100 years. This number of trucks corresponds to many more cycles in structural elements compared to what is assumed in design codes, for example Eurocode specifies 100 million cycles.

Many researchers have studied material response. For steel girders, the so-called S-N curves were developed for various categories of details in steel structures (Fisher et al., 1974). The distribution of the number of cycles to failure can be approximated as normal, with the coefficient of variation decreasing for decreasing stress levels. For reinforced concrete components, the fatigue-caused reduction of strength applies to reinforcing steel and/or concrete. It was observed that strength concrete under cyclic loading can be drastically reduced. The limit state function for fatigue can be expressed in terms of two variables, the number of cycles to failure under given stress history, and the number of applied cycles. Both are random variables and they can be described by their cumulative distribution functions. For reinforced concrete T-beams, a procedure is presented for prediction of the remaining life with regard to fatigue. Presented model assumes degradation of concrete in compression zone caused by repeated loading. Accumulated damage in a composite material such as concrete results in micro-cracks and a reduced ultimate strength. Then, the load carrying capacity of flexural members can be governed by the ability of compression zone to carry the load (as in the case of an overreinforced beam).

Limit state function for fatigue can be written as a function of time (the time to failure should be greater than the time of desired service), or as a percentage of the remaining life (damage function reaches value 1 at the failure point). The limit state function for fatigue in steel girder bridges can be expressed in terms of two variables,

$$N_f - N_n = 0 \quad (7)$$

where N_f is the number of cycles to failure under given stress history, and N_n denotes the number of applied cycles. Both N_f and N_n are random variables.

To investigate fatigue of bridges loaded with heavy trucks, it is convenient to use the load model based on weigh-in-motion (WIM) measurements (Laman and Nowak 1996). WIM can be used to calculate statistical stress parameters for girders. Field measurements were conducted on steel girder bridges. Strain transducers were attached to all girders at the lower, mid span flanges.

Dynamic strain cycles were measured under normal traffic using the rainflow algorithm. The data was collected and recorded including stress histograms for the girders and other components. The strain history under normal traffic was collected and the stress cycle histogram was assembled by the rainflow method of cycle counting. The rainflow method counts the number, n , of cycles in each predetermined stress range, S_i , for a given stress history (Laman and Nowak 1996). Examples of cumulative distribution functions (CDFs) for a steel girder bridge are shown in Figure 7, on a normal probability scale. Strain histories were collected continuously and reduced using the rainflow algorithm. The data is presented here represents strain cycles due to 7 days of normal traffic. The girders are numbered from G1 (exterior), through G9. The extreme stress is in the exterior girder, G9. The observation of extreme loaded girder is important for focusing inspection on potential fatigue prone details and fatigue design of components near the location of maximum equivalent stresses.

As a means of comparison of fatigue live load, the equivalent stress, s_{eq} , is calculated for each girder using the following root mean cube (RMC) formula:

$$s_{eq} = \sqrt[3]{\sum (p_i * S_i^3)} \quad (8)$$

where S_i = midpoint of the stress interval i and p_i = the relative frequency of cycle counts for interval i . The stress, S_i , is calculated as a product of strain and modulus of elasticity of steel. The number of applied load cycles, N_n , in Eq. 7, is associated with the equivalent stress calculated using Eq. 8. The uncertainty in N_n is expressed in terms of the bias factor, 1.0, and coefficient of variation, 0.15.

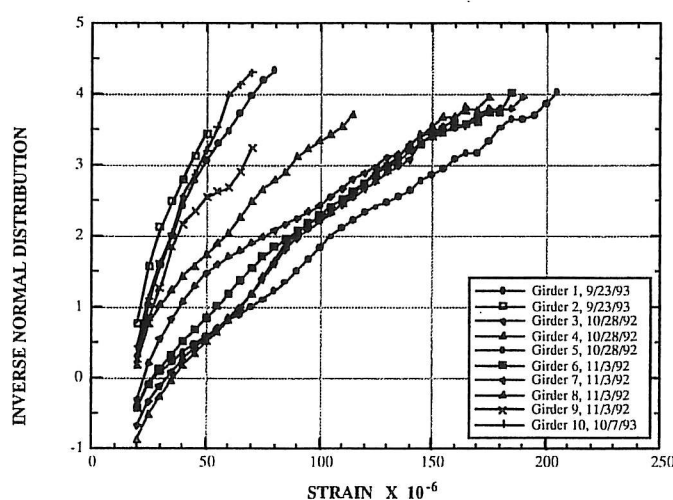


Fig. 7. CDFs of Measured Girder Strains.

In the fatigue analysis, resistance is the ability of the structure to resist cyclic loads. For steel girders, N_f in Eq. 7 can be determined from the S-N curves. For each girder, the load amplitude varies. Most of the available material tests were performed for a constant load amplitude.

In concrete structures, cyclic loading can also result in a higher damage rate compared with sustained load. This should be taken into account, in prediction of the remaining life of a concrete bridge. Fatigue changes in concrete may be difficult to monitor because they are inside of material, but they can lead to a decrease in strength of concrete and reduction of the modulus of elasticity. Such changes obviously affect the load carrying capacity and deflection. In particular this applies to girders, which support the slow lane traffic.

Miner's rule (1945) provides a simple way to allow for the rate of cycle dependent damage. The damage factor D_n accumulates in a linear way in terms of cycle ratio to failure:

$$dD_n = \frac{dn}{N_f} \quad (9)$$

The number N_f of cycles corresponds to pure fatigue failure. For higher levels of loading, the number of cycles at failure proves to be more sensitive to the parameters of the cyclic stress. A convenient way to express the rate of creep damage, \dot{D}_t , at any time t is (Szerszen et al., 1995),

$$\dot{D}_t(t) = \frac{\beta}{r+1} \left(\frac{\sigma}{f_c} \right)^k (1 - D_t)^{-r} \quad (10)$$

where β , k and r are material coefficients (Szerszen et al., 1994).

In recent studies of the ultimate limit states, the structural performance was measured in terms of the reliability index (Nowak 1995). It is further assumed that the resistance and load parameters (N_F and N_n) are lognormal random variables. Therefore, the reliability index, β , is

$$\beta = \ln(m_{Nf} / m_{Nn}) / (V_{Nf}^2 + V_{Nn}^2)^{1/2} \quad (11)$$

where m_{Nf} = mean number of cycles to failure, V_{Nf} = coefficient of variation of the number of cycles to failure, m_{Nn} = mean number of cycles applied, V_{Nn} = coefficient of variation of the number of cycles applied. The reliability analysis is performed for several values of the effective stress range. The results are presented in Figure 8.

Reliability index

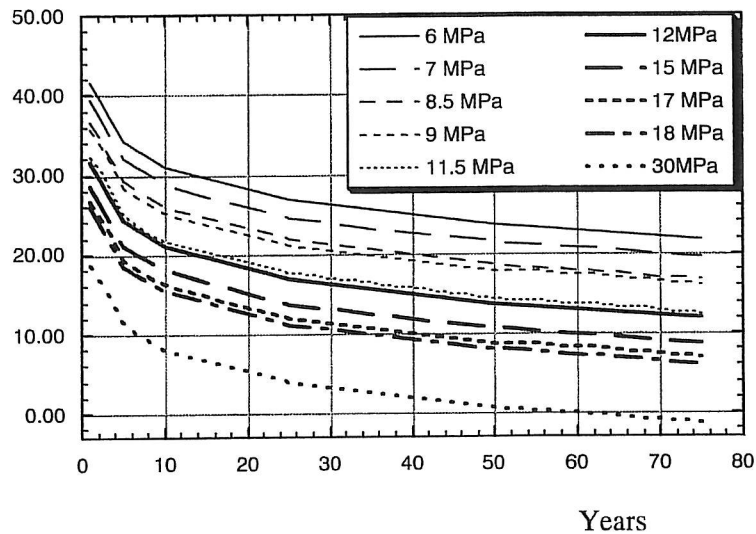


Figure 8. Reliability Indices vs. Time (Nowak et al 1999).

Optimum Maintenance Strategies for Highway Bridges

The objective of the project is to develop a procedure for optimization of maintenance, including scheduling of repairs. The project is a joint venture involving the team from the University of Colorado, CSRconsult ApS, Denmark, and Maunsell Ltd. A strategy plan was proposed by the Highway Agency.

CSRconsult ApS is responsible for the research related to reinforced concrete bridges, Thoft-Christensen, 1999. The main purpose was to develop a methodology by which the so-called reliability distributions for structures can be estimated. The reliability distributions derived are used in development of optimum strategies for highway bridges see Frangopol et al., 1999. For a group of bridges the following reliability distributions are estimated using crude Monte Carlo simulation:

- The *initial reliability distribution* is the distribution of the reliability indices for all bridges at $t=0$.
- The *deterioration initiation distribution* is the distribution of the deterioration (corrosion) initiation times for all bridges.
- The *deterioration rate distribution* is the distribution of the deterioration rates of all bridges.
- The *fundamental distribution at time t* is the distribution of the reliability indices for all bridges at a given point in time t .

- The *rehabilitation time distribution* is the distribution of the points in time by which the considered bridges reach a critical rehabilitation reliability index. If no maintenance has taken place it is called the *first rehabilitation time distribution*. If maintenance has taken place it is called the *rehabilitation time distribution after maintenance*.

The methodology is based on a simplified reliability profile for each bridge, see Figure 9. The time $t=0$ is the year when the bridge in question is built. $\beta(0)$ is the reliability index at time $t=0$. $\beta(t)$ is the reliability index at the time t . Deterioration is assumed to be initiated at time t_i . The deterioration rate is α . $\beta = 4.6$ is used as the critical (target) reliability index.

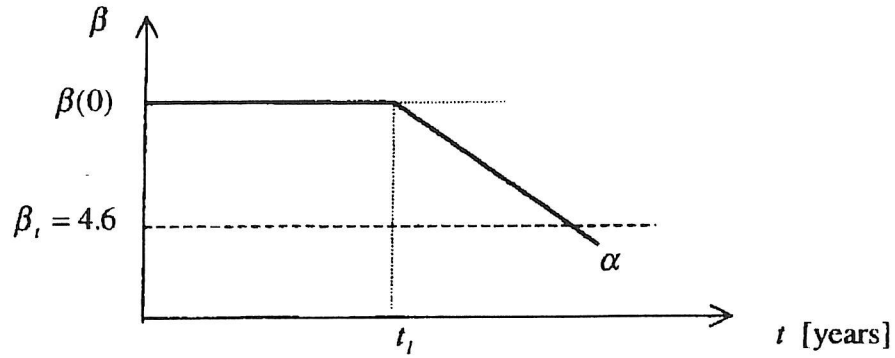


Figure 9. Modeling of the reliability profile for a reinforced concrete bridge.

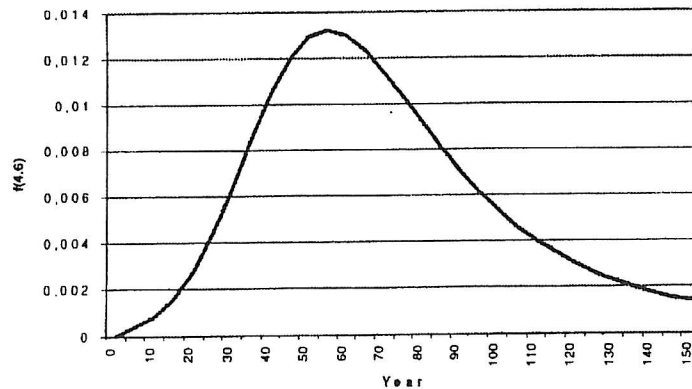


Figure 10. The first rehabilitation time distribution.

The upper part of the initial reliability distribution $\beta(0)$ is based on the reliability index $\beta(0)$ for 15 “good” bridges Thoft-Christensen & Jensen, 1996. The lower part is assumed to have only a small probability for reliability index values smaller than 4.6. Therefore, a log-normal distribution $LN(2.0 ; 0.15)$ is used. The deterioration is limited to corrosion of the reinforcement. The deterioration reliability distribution is assumed to be a Weibull distribution with a mean

value of 63.67 years and $k=1.81$, Thoft-Christensen, 1997. Based on information from Thoft-Christensen & Jensen, 1996 a uniform distribution $U[0.01 : 0.20]$ is chosen for the deterioration rate distribution.

On basis of the above-mentioned three distributions, fundamental reliability distributions and rehabilitation time distributions can be obtained by Monte-Carlo simulation. As an example the first rehabilitation time distribution for 970 reinforced concrete overbridges in UK is shown in Figure 10.

A similar investigation for steel/concrete composite bridges has been performed by University of Colorado. Some of the results are shown in Frangopol & Das, 1999. As indicated by Das, 1999, the bridge rehabilitation rates can be determined using three methods:

- (a) Based on expert opinions of experienced bridge engineers
- (b) Based on available data
- (c) Based on reliability studies of whole life performance.

The Highways Agency, London, used method (a) in 1997 and 1998. "In 1997 simple triangular distributions were used. In 1998 more representative distributions were derived on basis of discussions with bridge engineers with considerable experience of maintaining Trunk Road Structures", Maunsell Ltd. and Transport Research Laboratory, 1998. In 1998 a project was commissioned by the Highways Agency to determine optimum maintenance strategies for different bridge types. As part of that project, bridge rehabilitation rates were obtained based on reliability studies for steel and concrete bridges by Frangopol et al., 1999 and Thoft-Christensen, 1999.

The PDF's for rehabilitation rates for steel/concrete composite bridges obtained by the experts in 1997 (a triangular distribution), by experts in 1998 (a logistic distribution), and the one obtained through reliability analysis have been compared. It is interesting to note that:

- (a) the target reliability index was not specified in 1997 and 1998
- (b) in the reliability analysis carried out in 1999 the target reliability was specified as $\beta_{target}=4.6$

- (c) the modes of the three distributions are quite similar.

The reliability based procedure developed for finding the rehabilitation distribution assuming no preventive maintenance can be extended to the case of preventive maintenance by adding random variables associated with the preventive maintenance action. This research is in progress.

System Reliability Models for Bridges

This is an ongoing project, cooperation between the team at the University of Michigan and University of Surrey.

Acknowledgements

The research presented in this paper was performed by Professors Dan Frangopol (University of Colorado, USA), Palle Thoft-Christensen (Aalborg University, Denmark) and the author, in

cooperation with Flint and Neill Partnership, Cambridge University, Maunsell Ltd. It has been partially sponsored by the UK Highway Agency with Parag Das, which is gratefully acknowledged.

References

AASHTO LRFD *Bridge Design Specifications*. American Association of State Highway and Transportation Officials, First Edition, 1994.

CHBDC. *Canadian highway bridge design code*. Canada 2000, in press.

Das, P.C. *Prioritization of Bridge Maintenance Needs*. In Case Studies in Optimal Design and Maintenance Planning of Civil Infrastructure Systems (ed. D.N. Frangopol), ASCE, Reston, Virginia, 1999, pp.26-44.

Department of Transport. *Loads for Highway Bridges*. Departmental Standard BD 37/88, London, 1989.

EUROCODE 1, Part 3 (ENV 1991-3:1995)

EUROCODE 2 (1991). *Design of Concrete Structures – Part 1-1: General Rules and Rules for Buildings*, ENV 1992-1: 1991.

OHBDC. *Ontario highway bridge design code*. Downsview, Ontario, Canada: Ministry of Transportation. 1979, 1983, 1991.

Fisher, J.W. et al., *Fatigue Strength of Steel Beams with Welded Stiffeners and Attachments*, NCHRP Report 147, 1974.

Frangopol, D.M., P.Thoft-Christensen, P.C.Das, J.Wallbank & M.B.Roberts. *Optimum Maintenance Strategies for Highway Bridges*. Bridge Design Construction and Maintenance (eds. P.C. Das, D.M. Frangopol, A. S. Nowak), Thomas Telford, 1999, pp. 540-550.

Frangopol, D.M. & P.G. Das. *Management of Bridge Stocks based on Future Reliability and Maintenance Costs*. Bridge Design Construction and Maintenance (eds. P.C.Das, D.M. Frangopol, A. S. Nowak), Thomas Telford, 1999, pp. 45-58.

Laman, J.A., and Nowak, A.S., 1996, "*Fatigue Load Models for Girder Bridges*", ASCE Journal of Structural Engineering, Vol. 122, No. 7, pp. 726-733.

Miner M.A. Cumulative Damage in Fatigue. Trans. ASME, Vol.67, 1945.

Maunsell Ltd. and Transport Research Laboratory. *Strategic Review of Bridge Maintenance Costs: Report on 1997/98. Draft Report*, The Highways Agency, London, 1998.

Nowak, A.S., 1995, "*Calibration of LRFD Bridge Code*", ASCE Journal of Structural Engineering, Vol. 121, No. 8, pp. 1245-1251.

Nowak A.S., Laman J.A. and Szerszen, M.M., *Fatigue Reliability of Steel Bridges*. *Journal of Constructional Steel Research*, Vol. 52, No 1, 1999, pp. 83-92.

Szerszen M., Destrebecq J-F., and Dyduch K. *Experimental investigation of the fatigue strength of plain concrete under compressive loading*. *Structures & Materials*, Vol. 27(173), 1994.

Szerszen M.M., Destrebecq J-F. and Dyduch K., *Behavior and Durability of Concrete with Regards to Cycle and Time Dependent Effects*, *IABSE Symposium, Extending the Lifespan of Structures*, San Francisco, Vol. 73/2, 1995.

Thoft-Christensen, P. & F.M. Jensen. *Revision of the Bridge Assessment Rules based on Whole Life Performance: Concrete Bridges*. Final Report, Highways Agency Contract DPU 9/3/44, CSRconsult ApS, December 1996.

Thoft-Christensen, P. , F.M. Jensen, C.R. Middleton & A. Blackmore. *Assessment of the Reliability of Concrete slab Bridges*. Proceedings of IFIP WG7.5 Conference, Boulder, Colorado, USA, April 1996, Pergamon, 1996, pp. 321-328.

Thoft-Christensen, P. *Estimation of the Service Lifetime of Concrete Bridges*. Proceedings ASCE Structures Congress XV, Portland, Oregon, USA, April 13-16, 1997.

Thoft-Christensen, P. *Estimation of Bridge Reliability Distributions*. Bridge Design Construction and Maintenance (eds. P.C.Das, D.M. Frangopol and A. S. Nowak), Thomas Telford, 1999, pp. 15-25.

STRUCTURAL RELIABILITY THEORY SERIES

PAPER NO. 183: P. Thoft-Christensen: *Assessment of the Reliability Profiles for Concrete Bridges*. ISSN 1395-7953 R9823.

PAPER NO. 184: H. I. Hansen, P. Thoft-Christensen: *Active Control of Long Bridges using Flaps*. ISSN 1395-7953 R9838.

PAPER NO. 185: H. I. Hansen, P. Thoft-Christensen: *Wind Tunnel Experiments with Active Control of Bridge Section Model*. ISSN 1395-7953 R9839.

PAPER NO. 186: H. I. Hansen: *Active Vibration Control of Long Suspension Bridges*. Ph.D. Thesis. ISSN 1395-7953 R9840.

PAPER NO. 187: P. Thoft-Christensen: *Estimation of the Service Lifetime of Concrete Bridges*. ISSN 1395-7953 R9851.

PAPER NO. 188: P. Thoft-Christensen: *Future Trends in Reliability-Based Bridge Management*. ISSN 1395-7953 R9936.

PAPER NO. 189: D.M. Frangopol, P. Thoft-Christensen, P.C. Das, J. Wallbank, M.B. Roberts: *Optimum Maintenance Strategies for Highway Bridges*. ISSN 1395-7953 R9937.

PAPER NO. 190: P. Thoft-Christensen: *Estimation of Bridge Reliability Distributions*. ISSN 1395-7953 R9938.

PAPER NO. 191: P. Thoft-Christensen: *Stochastic Modelling of the Crack Initiation Time for Reinforced Concrete Structures*. ISSN 1395-7953 R0012.

PAPER NO. 192: T. Huynh, P. Thoft-Christensen: *Suspension Bridge Flutter for Girder with Separated Control Flaps*. ISSN 1395-7953 R0013.

PAPER NO. 193: T. Huynh, P. Thoft-Christensen: *Buffeting Response of Suspension Bridge Girder with Separate Control Flaps*. ISSN 1395-7953 R0014.

PAPER NO. 194: T. Huynh: *Suspension Bridge Aerodynamics and Active Vibration Control*. Ph.D. Thesis. ISSN 1395-7953 R0015.

PAPER NO. 195: P. Thoft-Christensen: *Inspection Based Evaluation of a Danish Road Bridge*. ISSN 1395-7953 R9927.

PAPER NO. 196: P. Thoft-Christensen: *On Reliability Based Optimal Design of Concrete Bridges*. ISSN 1395-7953 R0017.

PAPER NO. 197: P. Thoft-Christensen: *Active Control of Suspension Bridges*. ISSN 1395-7953 R0018.

PAPER NO. 198: H.I. Hansen, P. Thoft-Christensen, P.A. Mendes, F.A. Branco: *Wind Tunnel Tests of a Bridge Model with Active Vibration Control*. ISSN 1395-7953 R0019.

PAPER NO. 199: P. Thoft-Christensen: *Modelling of the Deterioration of Reinforced Concrete Structures*. ISSN 1395-7953 R0020.

PAPER NO. 200: A.S. Nowak, P. Thoft-Christensen: *International Contribution to the Highways Agency's Bridge Related Research*. ISSN 1395-7953 R0028.

International

ISSN 1395-7953 R0028

Dept. of Building Technology and Structural Engineering
Aalborg University, November 2000

Sohngaardsholmsvej 57, DK-9000 Aalborg, Denmark

Phone: +45 9635 8080 Fax: +45 9814 8243

www.civil.auc.dk/i6