

Environmental benchmarks for buildings

needs, challenges and solutions—71st LCA forum, Swiss Federal Institute of Technology, Zürich, 18 June 2019

Frischknecht, Rolf; Balouktsi, Maria; Lützkendorf, Thomas; Aumann, Annette; Birgisdottir, Harpa; Ruse, Elmar Grosse; Hollberg, Alexander; Kuittinen, Matti; Lavagna, Monica; Lupišek, Antonín; Passer, Alexander; Peuportier, Bruno; Ramseier, Livia; Röck, Martin; Trigaux, Damien; Vancso, Dora

Published in:
International Journal of Life Cycle Assessment

DOI (link to publication from Publisher):
[10.1007/s11367-019-01690-y](https://doi.org/10.1007/s11367-019-01690-y)

Creative Commons License
Unspecified

Publication date:
2019

Document Version
Accepted author manuscript, peer reviewed version

[Link to publication from Aalborg University](#)

Citation for published version (APA):

Frischknecht, R., Balouktsi, M., Lützkendorf, T., Aumann, A., Birgisdottir, H., Ruse, E. G., Hollberg, A., Kuittinen, M., Lavagna, M., Lupišek, A., Passer, A., Peuportier, B., Ramseier, L., Röck, M., Trigaux, D., & Vancso, D. (2019). Environmental benchmarks for buildings: needs, challenges and solutions—71st LCA forum, Swiss Federal Institute of Technology, Zürich, 18 June 2019. *International Journal of Life Cycle Assessment*, 24(12), 2272-2280. <https://doi.org/10.1007/s11367-019-01690-y>

General rights

Copyright and moral rights for the publications made accessible in the public portal are retained by the authors and/or other copyright owners and it is a condition of accessing publications that users recognise and abide by the legal requirements associated with these rights.

- Users may download and print one copy of any publication from the public portal for the purpose of private study or research.
- You may not further distribute the material or use it for any profit-making activity or commercial gain
- You may freely distribute the URL identifying the publication in the public portal -

Take down policy

If you believe that this document breaches copyright please contact us at vbn@aub.aau.dk providing details, and we will remove access to the work immediately and investigate your claim.

Downloaded from vbn.aau.dk on: December 05, 2025

Please cite as: Frischknecht, R., Balouktsi, M., Lützkendorf, T. et al. Environmental benchmarks for buildings: needs, challenges and solutions—71st LCA forum, Swiss Federal Institute of Technology, Zürich, 18 June 2019. Int J Life Cycle Assess 24, 2272–2280 (2019)

[Link to supplementary material on the scope of the various benchmark systems presented.](#)

CONFERENCE REPORT: 71ST DISCUSSION FORUM ON LCA

Environmental Benchmarks for buildings: Needs, challenges and solutions

71st LCA forum, Swiss Federal Institute of Technology, Zürich, 18 June 2019

Rolf Frischknecht, Maria Balouktsi, Thomas Lützkendorf, Annette Aumann, Harpa Birgisdottir, Elmar Grosse Ruse, Alexander Hollberg, Matti Kuittinen, Monica Lavagna, Antonín Lupíšek, Alexander Passer, Bruno Peuportier, Livia Ramseier, Martin Röck, Damien Trigaux, Dora Vancso

Corresponding author: Rolf Frischknecht, frischknecht@treeze.ch

Abstract

Purpose: The 71th LCA forum was held on 18 June, 2019 in Zurich, Switzerland to discuss the current status and future plans of environmental benchmarking for buildings in view of the 1.5°C target stipulated in the Paris Agreement. The Paris agreement requires a significant reduction in greenhouse gas emissions, in fact net zero by 2050. One of the priority areas is the building stock, as it is an important source of greenhouse gas emissions. COP23, the International Energy Agency (IEA) and an increasing number of countries are extending their consideration from aspects such as energy consumption and emissions from building operation to the manufacture of construction materials and building construction. The event offered an excellent platform to exchange ideas and thoughts on existing and planned environmental benchmarking schemes for buildings.

Method: The one day event dealt at first with life cycle assessment (LCA) approaches applied in European, Asian, Australasian and American countries to assess the environmental performance of buildings. Within a round robin test, organised within the IEA EBC (Energy in Building and Communities) Annex 72 project, 22 organisations from 21 countries assessed the environmental performance of one identical building, the be2226 office building located in Lustenau, Austria. The materials, the building technologies and the energy consumption were kept constant. This allowed to identify the main differences in LCA data used and LCA methodology applied in the national contexts. In the LCA forum eight organisations presented the current state or future plans of an environmental benchmarking system in their home country. The systems were characterised in terms of scope, in particular a) which types of buildings are covered; b) which life cycle stages are included; c) which building elements and which operational energy uses are considered; and d) which environmental impacts are addressed. Furthermore, the default reference service life and the main source of LCA data were specified and the current or planned benchmark values for greenhouse gas emissions of residential buildings were reported.

Results: The round robin test revealed the LCA background data as one major source of difference in assessment results. Methodological and modelling choices were less important except for the Danish assessment, which applies a comparatively long reference study period (80 years for office buildings, 120 years for residential buildings) and considering future changes in the electricity mix towards 100 % renewables to describe the operational electricity demand during the lifetime of the building. Most benchmarking systems presented are applied on new and retrofit residential, office and school buildings. Other use types such as shops, restaurants, universities or hospitals are covered only in few or just one country. The greenhouse gas emissions benchmark for residential buildings (construction and operation) revealed a significant gap between the current level of the building benchmarks on one hand and the target of net zero CO₂-eq emissions derived from the 1.5°C scenarios

of IPCC on the other. An online inquiry carried out among the audience during the event showed a preference for a per capita overall budget of 500 kg CO₂-eq per year to derive greenhouse gas emission benchmarks for buildings and that life cycle based benchmarks for buildings should be legally binding.

Conclusions: The 71st LCA forum on environmental benchmarks for buildings showed that the experts present acknowledge the net zero CO₂ emission target derived from the 1.5°C scenarios. Several countries have expertise and experience in assessing the environmental impacts of buildings. However, the current (mostly voluntary) benchmarking schemes are way too weak to support the building sector in contributing significantly to the required CO₂-emissions turn off. The outlook given by several speakers showed that the current benchmarks will likely be tightened and oriented on the planetary boundaries and on the scientifically defined CO₂-emission budgets rather than on the technical or economic feasibility. Finally, the responsibility of governments for defining environmental requirements and targets was stressed. The event, the exchange of ideas and the discussions helped to nurture and hopefully accelerate the developments in the construction sector of the home countries of the experts and government representatives. These developments will contribute to a society whose environmental impacts remain within the carrying capacity of our planet.

1 Introduction and overview

The 71st LCA forum was opened with a welcome address given by ROLF FRISCHKNECHT (treeze, Switzerland). He presented the Project IEA EBC Annex 72 “Assessing life cycle related environmental impacts caused by buildings” within the Technology Collaboration Programme 1 Energy in Buildings and Communities (EBC)¹. This project deals with a harmonisation of LCA methodology applied on buildings, guidelines on the design processes and implementation of LCA information in planning tools such as BIM, the compilation of building case studies illustrating the methodologies and approaches as well as guidelines on the creation of LCA databases tailored for the construction sector. The project involves more than 40 experts in 25 countries from four different continents. Benchmarking regarding the environmental footprinting gets more and more attention. Sessions dedicated to this topic were and will be organised at scientific conferences such as IALCCE 2018² (Lützkendorf and Balouktsi 2018) or SBE Graz 2019³. Furthermore, the International Standardisation Organisation is preparing an international standard, ISO 21678 “Sustainability in buildings and civil engineering works -- Indicators and benchmarks -- Principles for the development and use of benchmarks”.

ELMAR GROSSE RUSE (WWF, Switzerland) highlighted the necessity of limiting global warming to 1.5 degrees over pre-industrial temperature levels. The estimated carbon budget for any 1.5-degree-scenario is so small that global greenhouse gas (GHG) emissions must be reduced to net-zero within very few decades. In the case of Switzerland that means that – taking into account the principle of global equity – domestic emissions should be net-zero by 2040 the latest (Vieli et al. 2017). Thus, from now on domestic emissions must be reduced by roughly 4% p.a. based on 1990 levels. For the building sector an even faster GHG reduction is advised for two reasons (IEA 2019): In no other sector the potential for lowering the energy need below business-as-usual-level seems as high as in the building stock. And technology solutions for de-carbonating the *operation* phase of buildings already exist and are competitive in terms of life cycle costs. What is needed, is an effective regulatory framework for a rapid take-up of these technologies. Technologies and construction materials for reducing GHG Emissions associated with the *construction* phase of buildings (grey emissions) are by far less common place today and, thus, must be quickly developed and scaled up.

In a first session the results of the environmental assessment of one specific building using national approaches were presented (Section 2). The speakers of the second and third session showed environmental benchmarking systems in operation or planned in various European countries (Section 3). In the fourth sessions further building related environmental benchmark systems were presented (Section 4). The insights from the panel discussion are presented in Section 5 and the conclusions drawn during the LCA forum in Section 6.

2 Comparing national building assessment methods

MARTIN RÖCK (Technical University Graz, Austria) presented the case study office building be2226, its Building Information Model (BIM) and the Life Cycle Inventory (LCI). The building, located in Lustenau, Austria represents an innovative low-tech concept without active heating or cooling systems. The building's heating demand is covered by solar gains as well as heat emitted from occupants and electronic devices. For cooling and regulation of indoor air quality, the

¹ see <http://annex72.iea-ebc.org/>, accessed 3 June 2019

² see <http://www.ialcce2018.org/#/minisymposia>, accessed 6 June 2019

³ see <https://www.tugraz.at/events/sbe19/program/#c213632>, accessed 6 June 2019

building relies on sensing temperature and CO₂ levels and automated opening and closing of window side-panels for natural ventilation. The building is constructed mostly from brick and concrete (even external walls are composed of one load bearing and one insulating brick layer). In general, the building's layout aims for high flexibility in use by applying e.g. an open plan and a raised flooring system within which the minimalistic technical installations are distributed. The building's BIM model was modelled by Martin Röck based on documentation provided by the architects. Next to additional data on e.g. material properties and life cycle scenarios, the BIM model provided a valuable data source, mostly for extracting element and material quantities for Life Cycle Assessment (LCA) (Röck et al. 2018). The be2226 building and the related information had already been used as a case study in the PEF4Buildings study for the European Commission (VITO et al. 2018) as well as in a project on environmental benchmarks for buildings (Tschuemperlin and Frischknecht 2018) and now served as a reference building for testing application of national LCA methods within IEA EBC Annex 72.

LIVIA RAMSEIER (treeze, Switzerland) provided a comparison of 22 Life cycle assessments (LCA) of the office building be2226 carried out within the international research project IEA EBC Annex 72 (Frischknecht et al. 2019). The Annex experts applied, if available, their national LCA approach⁴ on the predefined material and energy demand for the office building and assessed the primary energy demand, greenhouse gas emissions and other environmental impacts. The reference study period was in 15 approaches 50 years, in six approaches 60 years and Denmark applied a reference study period of 80 years. Furthermore, the different approaches included different life cycle stages. The different assessments of the be2226 building resulted in greenhouse gas (GHG) emissions between 10 and 71 kg CO₂-eq/m²a. Depending on the assessment either the product stage or the operational energy was responsible for most of the GHG emissions. In the product stage the differences in the GHG emissions are on one side due to the variances in GHG emissions per kg building material, which differ up to a factor of six, and on the other side due to differences in the reference study periods applied. The variances in the operational energy use stage of this particular building reflect the different GHG-intensity of the national electricity mixes.

3 Existing benchmark systems regarding environmental impacts of buildings

BRUNO PEUPORTIER (MinesParisTech, France) presented French benchmarks. The EQUER method is a design tool. The corresponding benchmarks provide lower and upper values of environmental indicators, enabling a designer to know how his project performs compared to best and worst practice. Three categories are considered: individual and collective housing, and office buildings. Haussmannian buildings from the 1880's, social housing from the 1960's, renovated or not, new construction with and without photovoltaic electricity production have been studied in order to derive 12 indicators intervals based upon ecoinvent 2.2 and considering 100 years reference study period (200 years for the haussmannian building). For instance, CO₂ emissions vary between 10 and 120 kg per year and per heated m². The benchmarks are being updated using ecoinvent 3.4 and new environmental indicators, particularly damage indicators on human health and ecosystems. Similar benchmarks have been established on single family houses, and office buildings (50 years reference study period). The next building regulation, planned for 2020, will include LCA. Benchmarks are being defined in terms of building types (individual or collective housing, offices, others), climate zone, number of parking places, and the area of building. At the moment, the average threshold is around 40 kg CO₂ per year and per m² of floor area.

ANNETTE AUMANN (City of Zürich, Switzerland) presented the Swiss benchmark system for buildings SIA 2040 Energy Efficiency Path. The citizens of Zurich voted in 2008 to implement the targets of the 2000-Watt Society in their constitution (Stadt Zürich 2017). The long-term goal is to achieve a sustained primary energy use of 2000 watts per person and emissions of no more than one tonne of CO₂ equivalent per person and year. The SIA Energy Efficiency Path (SIA 2040) as a technical specification is the basis for the implementation of an intermediate goal for the year 2050 for the building sector (SIA 2017). The SIA 2040 focuses on setting targets for non-renewable primary energy use and greenhouse gas emissions for six building categories for both new buildings and refurbishments, taking construction, operation and induced mobility into account. As an owners representative the SIA Energy Efficiency Path is estimated as an instrument to check if the City of Zurich meets the goals with its building activities. Thanks to the overall energetic view, it helps the City of Zurich to find a balanced strategy to accomplish.

DAMIEN TRIGAUX (EnergyVille/KU Leuven/VITO, Belgium) presented the Belgian environmental benchmarks for buildings which are currently being developed in the context of a research project by EnergyVille, KU Leuven and VITO (Trigaux D. et al. 2019). In that research project, the benchmark values are derived from the combination of a top-down approach based on global environmental goals and policy targets and a bottom-up approach based on a statistical analysis of the building stock. The proposed benchmarking system focuses in a first stage on residential buildings, including new

⁴ The national LCA approach covers methodology, LCA database as well as the national situation of energy and material supply.

constructions and refurbishments but will be extended in future to other building typologies. The benchmark scope covers the whole building life cycle, including embodied and operational impacts. In terms of impact indicators, an aggregated score (expressed in environmental cost) is used, combined with indicative benchmark values for individual impact indicators. In the short term the developed benchmark values will be used as decision support in order to allow architects and building stakeholders to position themselves in the market. Besides an implementation in the Belgian LCA webtool⁵, integration in labels and sustainability rating tools are also possible. In the medium term, legal requirements will be introduced, departing from limit or reference values, which will gradually evolve towards more ambitious (target) benchmark values.

HARPA BIRGISDOTTIR (Danish Building Research Institute, Aalborg University, Denmark) presented the benchmarking system in use for DGNB certification and the system under development for the potential future (voluntary) requirements in building regulation. An adapted version of the DGNB system has been in use for voluntary certification in Denmark since 2012 with benchmarks for offices, residential, schools and hospitals. The initial benchmarks were based on the German DGNB benchmarks, but somewhat adapted. As a result of a political vision introduced in 2014 mentioning a voluntary sustainability class in the Building Code, development of a national LCA tool for buildings was initiated, and the first version of LCAByg was launched in 2015 (Birgisdottir and Rasmussen 2019). With the introduction of the use of the LCAByg tool for DGNB certification in 2018, resulting in substantial changes in the methodological approach, the first Danish benchmarks for offices and residential buildings were introduced based on previous certified buildings. These are based on bottom up approach from 16 offices cases (Rasmussen and Birgisdottir 2018) and only 7 for residential (Rasmussen et al. 2019). A new benchmark system for the potential future (voluntary) requirement in the building code is under development, and which proposal is expected to be presented in the end of year 2019. The preliminary focus will be on offices and residential buildings, and by extending the pull of data from 16 offices and 7 residential to about 22 offices and 34 residential buildings. The same approach will most likely be adopted by DGNB in Denmark. The work related to the development of the benchmarks includes revisions of different important methodological aspects within the benchmarking system, such as the length of the RSP, service life for different building elements and completeness of the LCI.

ANTONÍN LUPÍŠEK (Czech Technical University in Prague, Prague, Czech Republic) presented a bottom-up approach in the existing national sustainability certification scheme SBToolCZ and ongoing development of a national top-down benchmark for greenhouse gases (GHG) for new residential buildings. SBToolCZ (Vonka et al. 2013) currently covers new construction of multifamily residential buildings (2010, revised 2013), single-family houses (2013), offices (2016), schools (2017) and kindergartens (2018). The certification consists of assessment of environmental, social and economic areas and of non-scored evaluation of site selection. The core environmental criteria include indicators based on a simplified evaluation of phases A1-A3 (production) and B6 (operation): primary energy, greenhouse gas emissions, acidification, eutrophication, ozone depletion and photochemical ozone creation potential. In addition, other 7-8 criteria (depending on typology) are evaluated (greenery, fresh water consumption, water management, materials, certified products, land use, onsite renewables, efficient cooling, and ecological value of site). The benchmarks were derived bottom up from case studies based on designs of new buildings. The certification has been voluntary so far and the number of certified buildings had been rather low. Since 2018 it is required for funding of selected publicly developed buildings. The certification method is developed by the Czech Technical University in Prague, certificates are prepared by authorized persons and verified by third parties (Building Research Institute – Certification Company, Ltd. and Technical and Test Institute for Construction Praha, SOE). A new top-down benchmark for new single- and multi-family residential buildings is under development. The reference unit will be one person (building user) instead of m² of a building. The benchmark is based on GHG emissions gap for climatic goals of 1.5 and 2.0 °C. A first version was already piloted in several case studies, revision and finalization is planned for 2020.

THOMAS LÜTZKENDORF (KIT, Karlsruhe, Germany) presented the benchmarks used in Germany since 2008 as measures for the assessment of impacts on environment and the use of resources in the life cycle of buildings (König and De Cristofaro 2012). Requirements for the description of the building as well as for the modelling of its life cycle are derived from international and European standards. The German Sustainable Building Council (DGNB) has developed benchmarks for various types of use⁶. The public sector – using a specific sustainability assessment system known as BNB (BMUB 2019a)- has developed benchmarks for new and renovated office, educational and laboratory buildings. So far, the basis for the development of benchmarks has been statistical analyses of building examples and individual type representatives (archetypes) in combination with the consideration of legal requirements for energy performance (bottom up). The derivation of target values from global or national targets or sector-related budgets (top down) is still under discussion. The German Climate Action Plan 2050 contains a target value for the building sector to limit GHG emissions in the form of a budget. In Germany, benchmarks are in principle used in connection with the application of the different sustainability certification systems and to support the design process. The application of sustainability assessment systems for new building projects

⁵ TOTEM, www.totem-building.be, OVAM, SPW & Brussels Environment, accessed 2 March 2019

⁶ e.g. see <https://www.dgnb-system.de/en/schemes/scheme-overview/>, access on 17 May 2019

and renovation projects is voluntary. One exception is the assessment of new and renovated federal government buildings. Here, the application of the sustainability assessment system BNB is mandatory. The uniform data basis for BNB and DGNB is oekobau.dat (BMUB 2019b). A reference study period of 50 years is used.

DORA VANCOSO (W/E, The Netherlands) presented the Dutch framework for the LCA of buildings with the MPG method. Next to this national method there is a national LCA database for building materials (NMD) available. The NMD provides the input data for national harmonized assessment tools to calculate environmental impact of entire buildings. One of these certified calculation tools is GPR building. An MPG calculation is compulsory for building permit requests for new office buildings and new houses larger than 100 m². A limit value of $MPG \leq 1$ is in place. In the GPR building tool, all types of buildings, new and existing can be assessed. All relevant life cycle stages are included: production, building, use, demolition and processing, except operational energy. The MPG calculation can be used 1) to comply with regulations; 2) for sustainability certification (GPR building); 3) As a design tool. The NMD and the MPG exist since 2012, predecessors were being used already in the '90-ies. The NMD is managed by Stichting Bouwkwiteit (SBK), a public-private organisation. For the future, several developments are underway: the limit value of 1 will probably be lowered, as it is very easily reached. Also efforts are underway to allow for a better evaluation of circularity scores.

MATTI KUITTINEN (Ministry of Environment, Finland) presented Finland's plan planning to implement mandatory carbon footprinting of buildings by 2025. As a policy measure, life cycle carbon budgets are also planned for buildings. The latter can be understood as normative "benchmark" system, which is made possible through a national assessment method. Finland's scope includes the same building categories that need to be given an energy certificate. This will, however, apply in the beginning only to new buildings. Later on, the scope is planned to be extended to cover those refurbishment or renovation projects that require a building permission and/or fall within the scope of the energy declaration. The basis for the benchmark derivation is not yet defined. A linkage to national climate policies is however planned, while feasibility studies of a cost and climate optimal levels of the benchmark value are currently being investigated. Thus, the final benchmarking system may include top-down and bottom-up features. The carbon footprinting of buildings will be a standalone process, which is parallel with the energy certification of buildings. Later on, further environmental indicators are planned to be integrated to it. The system will be a government-operated one. Certain parts of it may be delegated to other public authorities as well.

An overview of national benchmarking systems described above is shown in **Table 1**. Most countries apply benchmarking on new and refurbished residential buildings. Germany and Finland cover a very broad spectrum of different building types. The greenhouse gas emissions benchmark for residential buildings (between 9 and 20 kg CO₂-eq/m²a; construction, operation and end of life) revealed a significant gap between the current level of the building benchmarks on one hand and the target of net zero CO₂-eq emissions derived from the 1.5°C scenarios of IPCC on the other (UNFCCC 2015). A compilation of the main characteristics of the national benchmarking systems described above as well as the results of an inquiry about the application, the effect and the future plans of national benchmarking systems are provided on the LCA forum website (<http://www.lcaforum.ch/Downloads/DF71/tabid/123/Default.aspx>).

[Table 1]

4 Further building related environmental benchmark systems

ALEXANDER HOLLBERG (ETH Zürich, Switzerland) presented a dual benchmark approach to support decision-making in the design process of new residential buildings in Switzerland. Life Cycle Assessment (LCA) is increasingly used during the design phase to evaluate the environmental performance of buildings. However, designers and clients find it difficult interpret the results and use them to improve the building design. Therefore, performance levels or benchmarks that provide design guidance are needed. The main concept presented here consists in combining top-down targets on the building level with bottom-up benchmarks on element level (Hollberg et al. 2019). The top-down target is based on a global budget of 1t CO₂-equivalent per person and year. This overall target is divided into different sectors following the Swiss Energy Efficiency Path SIA 2040 (SIA 2017) to define top-down benchmarks for embodied and operational greenhouse gas (GHG) emissions. To calculate the bottom-up benchmarks for embodied GHG emissions of individual building elements (walls, roof, etc.), the national building component catalogue is weighted with statistical data on the market share of materials. Assuming a log-normal distribution, the target values for the 5th percentile (top 5%) are calculated. This approach can be extended to further buildings types in the future. Furthermore, it can be applied in other national contexts, as long as a component catalogue representing the typical constructions types and market share data are available.

MONICA LAVAGNA (Politecnico di Milano, Italy) presented the study called "Basket of Products-housing, in the context of the research "Indicators and targets for the reduction of the environmental impact of EU consumption" (EC-JRC 2014),

developed by European Commission Joint Research Centre. The project was financially supported by the DG-Environment of the European Commission. The aim of the study is to quantify the average environmental impacts related to current housing stock in Europe and to define reference values (Lavagna et al. 2018). Hence, the LCA methodology has been applied to 24 statistically-based models of dwellings (multi-family house and single-family house), representative of the EU housing stock in 2010. The benchmarks have been calculated taking into consideration the number of dwellings (clustered per typology, year of construction and climate zone) related to each representative model. System boundaries include production, construction, use (energy and water consumption), replacement, and end-of-life phases of each dwelling. The environmental LCIA was carried out using the ILCD impact assessment method, and recently updated to the Environmental Footprint method (Sala et al. 2019). EU average annual environmental impact per person, per dwelling, per dwelling type and per m² were calculated. The final results could be used as a baseline scenario for testing eco-innovation scenarios and setting targets toward impact reduction, as illustrated in Allacker et al. (2019).

5 Panel discussion

ALEXANDER PASSER (Technical University Graz, Austria) chaired the panel discussion and presented the results of a live and online survey among the participants. According to the majority of the 33 participants answering the questions, the benchmarks should be developed top-down, e.g. derived from planetary boundaries (see Figure 1). The appropriate starting point of a personal overall emission budget seems to be between 0 and 1 ton of CO₂-eq per capita and year (see Figure 2). Finally, a vast majority of the participants think that life cycle based greenhouse gas emission benchmarks should become part of the legal requirements (see Figure 3).

[Figures 1-3]

During the panel discussion the experts outlined that legally binding benchmarks for buildings are required to achieve the net zero CO₂ emission target. However, the experts stressed as well the importance of voluntary benchmark systems until legally binding benchmarks are in place or even as preferable option. During the LCA DF 71 different types of benchmarks (i.e. initial or life cycle related) and different indicators (e.g. greenhouse gas emissions or primary energy demand) were presented. The experts stated that it is valid to ask for a full life cycle related benchmark system. Furthermore, they agree that climate change is not the only environmental problem that should be addressed by a benchmark system, but in most of the current systems it is the starting point. Single score environmental indicators such as eco-points according to the ecological scarcity method may serve as a monitoring indicator to avoid problem shifting. There were different opinions on the level of aggregation of the results among the experts. Those recommending single score indicators emphasized the easier and often better understandable communication of a single value result instead of possibly contradicting results from a broader set of indicators. On the other hand it was argued that reporting environmental impacts in a disaggregated way is very helpful in identifying environmental trade-offs when optimising construction products, building elements or buildings.

The last discussion point concerned the often mentioned reproach that the data quality/availability is not yet ready to be included as part of benchmarks in a legislation. The experts discussed that the data available now is suitable to be used for benchmarking and that an improvement of data quality and availability comes along with a legally binding benchmark (e.g. more producers need to provide LCAs and EPDs for their products). An industry representative raised the concern, that different EPD providers have different data requirements and thus introduce barriers to trade, which affects most of all small companies. Furthermore there is an urgent need to improve the transparency of data in EPDs. An expert concurred with the need to improve the transparency and that the block chain technology might be a possible solution to this issue. The call for more harmonisation is addressed by IEA EBC Annex 72, where the goal inter alia is to provide harmonized methodology guidelines.

6 Conclusions

In his concluding remarks ROLF FRISCHKNECHT summarised the three main insights of the day. Firstly, the speakers as well as the audience acknowledged the 1.5°C target and the subsequent need for a substantial reduction of greenhouse gas emissions in the next decades. They are ready to take up this challenge the construction sector is exposed to. Secondly, the presentations and the panel discussion showed that greenhouse gas emissions are an important benchmarking indicator and that this indicator is being used side by side with further environmental impact indicators. Finally, a tendency is observed that benchmarks are more and more defined from top-down, deriving environmental benchmarks for buildings e.g. from global planetary boundaries.

References

- Allacker K, Castellani V, Baldinelli G, Bianchi F, Baldassarri C, Sala S (2019) Energy simulation and LCA for macro-scale analysis of eco-innovations in the housing stock. *Int J Life Cycle Assess* 24 (6):989-1008. doi:DOI: 10.1007/s11367-018-1548-3
- Birgisdóttir H, Rasmussen FN Development of LCAByg: A national Life Cycle Assessment tool for buildings in Denmark. In: CESB19, Prague, 2019. IOP Conference Series Earth and Environmental Science,
- BMUB (2019a) Assessment System for Sustainable Building/BNB. German Federal Ministry for the Environment Nature Conservation Building and Nuclear Safety. <http://www.nachhaltigesbauen.de/sustainable-building-english-speaking-information/assessment-system-for-sustainable-building.html>. Accessed 5 June 2019
- BMUB (2019b) ÖKOBAUDAT. German Federal Ministry for the Environment Nature Conservation Building and Nuclear Safety. <https://www.oekobaudat.de/en.html>. Accessed 5 June 2019
- EC-JRC (2014) Indicators and targets for the reduction of the environmental impact of EU consumption: Basket-of-products indicators and prototype targets for the reduction of environmental impact of EU consumption. European Commission, Joint Research Centre, Institute for Environment and Sustainability, Ispra, Italy
- Frischknecht R, Birgisdóttir H, Chae CU, Lützkendorf T, Passer A, Alsema E, Balouktsi M, Berg B, Dowdell D, García Martínez A, Habert G, Hollberg A, König H, Lasvaux S, Llatas Olive C, Nygaard Rasmussen F, Peuportier B, Ramseier L, Röck M, Soust Verdaguer B, Szalay Z, Bohne RA, Bragança L, Cellura M, Chau CK, Dixit M, Francart N, Gomes V, Huang L, Longo S, Lupíšek A, Martel J, Mateus R, Ouellet-Plamondon C, Pomponi F, Ryklová P, Trigaux D, Yang W (2019) Comparison of the environmental assessment of an identical office building with national methods. Paper presented at the Sustainable built environment D-A-CH conference 2019, Graz, Austria,
- Hollberg A, Lützkendorf T, Habert G (2019) Top-down or Bottom-up? – How Environmental Benchmarks Can Support the Design Process. *Building and Environment* 153 (April):148-157. doi:DOI: 10.1016/j.buildenv.2019.02.026
- IEA (2019) Perspectives for the Clean Energy Transition. IEA, Paris
- König H, De Cristofaro ML (2012) Benchmarks for life cycle costs and life cycle assessment of residential buildings. *Building Research & Information* 40 (5):558-580
- Lavagna M, Baldassarri C, Campioli A, Giorgi S, Dalla Valle A, Castellani V, Sala S (2018) Benchmarks for environmental impact of housing in Europe: Definition of archetypes and LCA of the residential building stock. *Building and Environment* 145:260–275. doi:DOI: 10.1016/j.buildenv.2018.09.008
- Lützkendorf T, Balouktsi M Principles for the development and use of benchmarks for life-cycle related environmental impacts of buildings. In: IALCCE-Konferenz: Life-cycle analysis and assessment in civil engineering – towards an integrated vision, Ghent, 28.-31.10.2018 2018.
- Rasmussen FN, Birgisdóttir H (2018) Life cycle assessment benchmarks for Danish office buildings. Paper presented at the IALCCE 2018, 6th International Symposium on Life-Cycle Civil Engineering, Ghent, Belgium,
- Rasmussen FN, Ganassali S, Zimmerman RK, Lavagna M, Campioli A, Birgisdóttir H (2019) LCA benchmarks for residential buildings in Denmark and Italy - Learnings from comparing two different contexts. *Building Research & Information*
- Röck M, Hollberg A, Habert G, Passer A (2018) LCA and BIM: Visualization of environmental potentials in building construction at early design stages. *Building and Environment* 140 (May):153-161. doi:DOI: 10.1016/j.buildenv.2018.05.006
- Sala S, Benini L, Beylot A, Castellani V, Cerutti A, Corrado S, Crenna E, Diaconu E, Sanyé-Mengual E, Secchi M, Sinkko T, Pant R (2019) Consumption and Consumer Footprint: methodology and results. Indicators and Assessment of the environmental impact of EU consumption. Publications Office of the European Union, Luxembourg. doi:DOI: 10.2760/15899
- SIA (2017) Merkblatt 2040: SIA-Effizienzpfad Energie. Schweizerischer Ingenieur- und Architektenverein (SIA), Zürich
- Stadt Zürich (2017) Gemeindeordnung der Stadt Zürich.
- Trigaux D., Allacker K., W. D (2019) Critical analysis of environmental benchmarks for buildings. Paper presented at the Sustainable Built Environment D-A-CH conference 2019, Graz, Austria,
- Tschuempferlin L, Frischknecht R (2018) Lessons learned from establishing an environmental benchmark for buildings in Switzerland. Paper presented at the IALCCE 2018, 6th International Symposium on Life-Cycle Civil Engineering, Ghent, Belgium,
- UNFCCC (2015) Adoption of the Paris Agreement. vol FCCC/CP/2015/L.9/Rev.1. Paris
- Viel B, Fussen D, Müller M (2017) CO2-Budget der Schweiz. Zollikon
- VITO, KU Leuven, TU Graz (2018) PEF4Buildings - Study on the Application of the PEF Method and related guidance documents to a newly office building (ENV.B.1/ETU/2016/0052LV); Deliverable D3: Report on PEF study of newly built office building doi:DOI: 10.2779/23505
- Vonka M, Hájek P, Lupíšek A (2013) SBToolCZ: Sustainability rating system in the Czech Republic. *International Journal of Sustainable Building Technology and Urban Development* 4 (1):46-52. doi:DOI 10.1080/2093761X.2012.759888

Table & Figures

Table 1: Overview of building types covered by existing national benchmarking systems for environmental impacts of buildings
N: New buildings; R: Retrofit buildings

	Residential	Office	Schools	Restaurants	Specialist shops	Grocery shops	Universities	Hotel	Retail buildings	Logistics & production	Industrial buildings	Hospitals	Sports facilities
Belgium	N,R												
Czechia	N ¹⁾	N	N										
Denmark ²⁾	N	N	N										
Finland	N,R	N,R	N,R	N,R	N,R	N,R					N,R	N,R	N,R
France	N ¹⁾	N											
Germany (BNB) ³⁾		N,R	N,R				N,R						
Germany (DGNB) ⁴⁾	N ⁵⁾ ,R	N,R	N,R		N,R	N,R	N,R	N,R	N,R	N,R			
Germany (NaWoh) ⁶⁾	N ⁷⁾												
Germany (BNK) ⁸⁾	N ⁹⁾												
Netherlands ¹⁰⁾	N, R	N, R	N, R	N, R	N, R	N, R							
Switzerland	N,R	N,R	N,R	N,R	N,R	N,R							

¹⁾: distinguishing multi- and single family buildings

²⁾: DGNB values based on older benchmarking system methodology are available for those building types, new values are under development and expected by the end of 2019.

³⁾: Bewertungssystem Nachhaltiges Bauen

⁴⁾: Deutsches Gütesiegel Nachhaltiges Bauen der DGNB

⁵⁾: distinguishing small residential buildings (up to 6 units) and bigger residential buildings

⁶⁾: Bewertungssystem Nachhaltigkeit im Wohnungsbau

⁷⁾: multi-family residential buildings

⁸⁾: Bewertungssystem Nachhaltiger Kleinwohnhausbau

⁹⁾: small residential buildings

¹⁰⁾: in principle any type of building can be assessed, assessment of civil engineering works is presently being harmonized with the building assessment methodology.

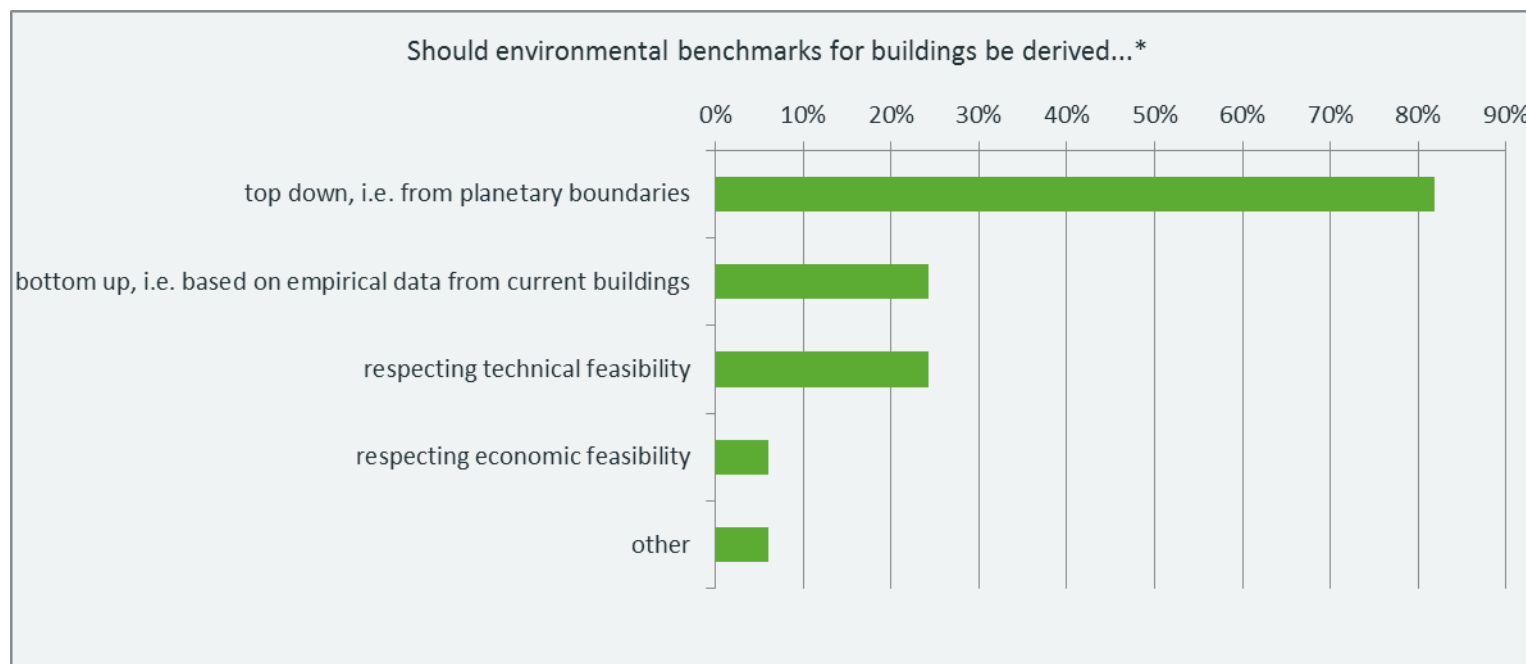


Figure 1: Question related to the general approach of how to derive environmental benchmarks for buildings
* multiple answers allowed

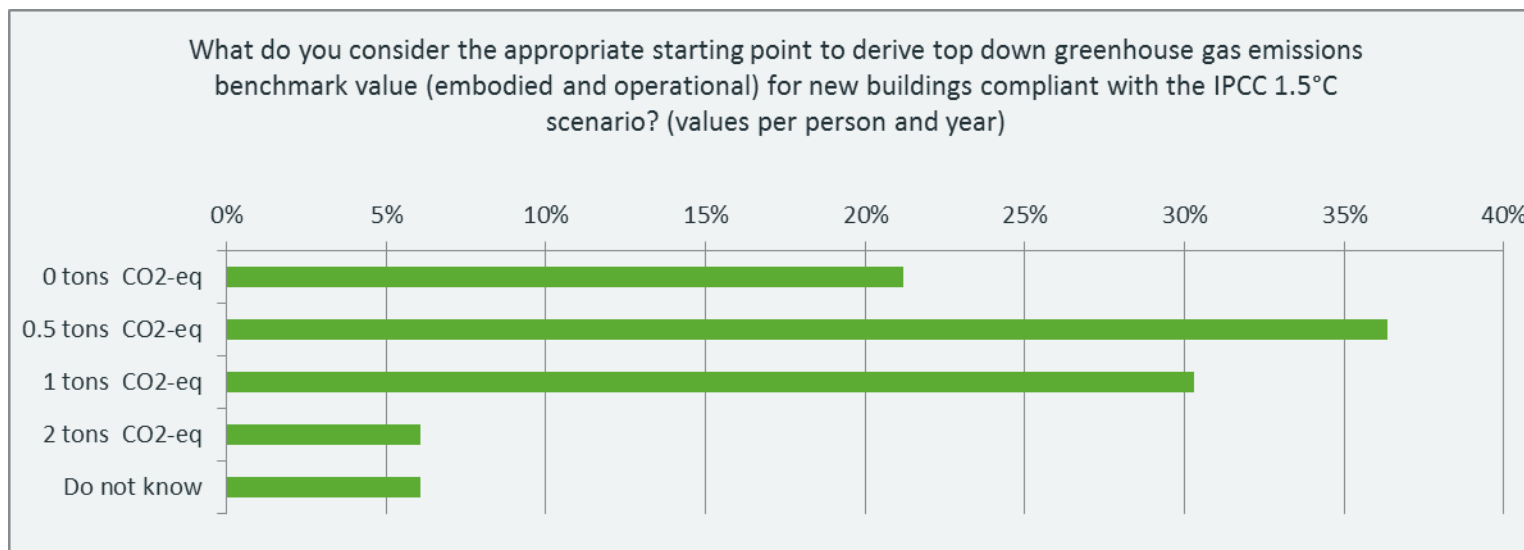


Figure 2: Question related to the annual greenhouse gas emission budget per person and year

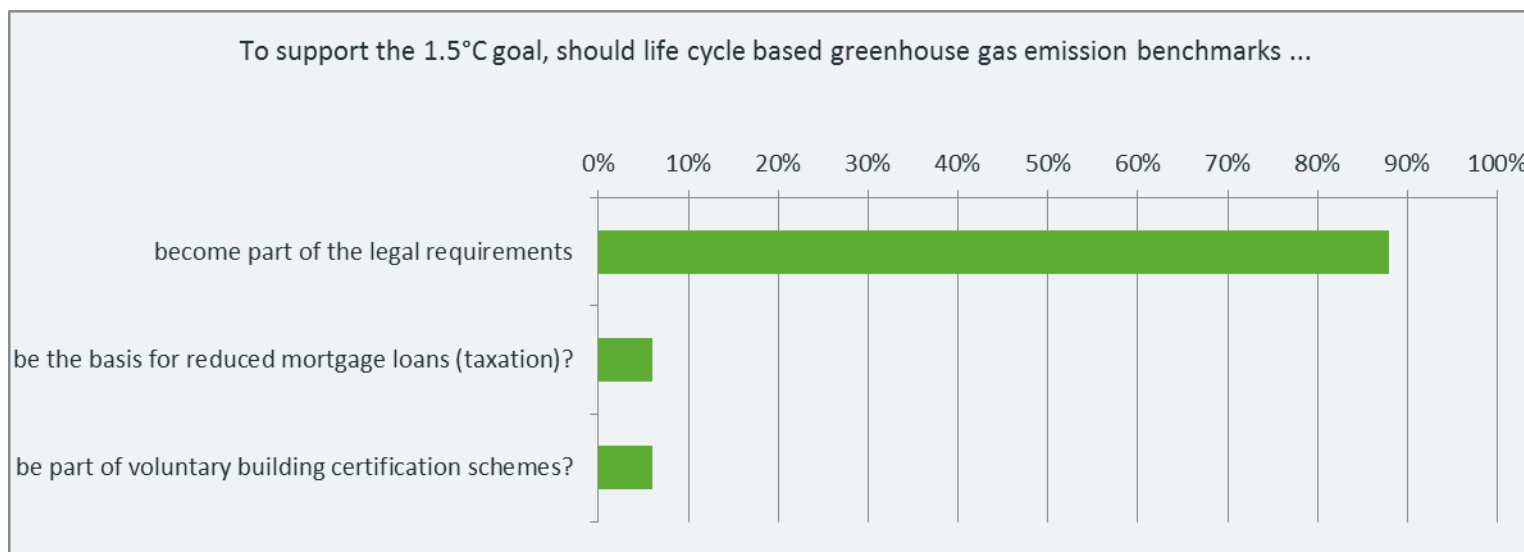


Figure 3: Question related to the level of obligation of greenhouse gas emission benchmarks for buildings