



Aalborg Universitet

AALBORG UNIVERSITY
DENMARK

Use of Neural Networks for Damage Assessment in a Steel Mast

Kirkegaard, Poul Henning; Rytter, A.

Publication date:
1993

Document Version
Early version, also known as pre-print

[Link to publication from Aalborg University](#)

Citation for published version (APA):
Kirkegaard, P. H., & Rytter, A. (1993). *Use of Neural Networks for Damage Assessment in a Steel Mast*. Dept. of Building Technology and Structural Engineering, Aalborg University. Fracture and Dynamics Vol. R9340 No. 47

General rights

Copyright and moral rights for the publications made accessible in the public portal are retained by the authors and/or other copyright owners and it is a condition of accessing publications that users recognise and abide by the legal requirements associated with these rights.

- Users may download and print one copy of any publication from the public portal for the purpose of private study or research.
- You may not further distribute the material or use it for any profit-making activity or commercial gain
- You may freely distribute the URL identifying the publication in the public portal -

Take down policy

If you believe that this document breaches copyright please contact us at vbn@aub.aau.dk providing details, and we will remove access to the work immediately and investigate your claim.

INSTITUTTET FOR BYGNINGSTEKNIK
DEPT. OF BUILDING TECHNOLOGY AND STRUCTURAL ENGINEERING
AALBORG UNIVERSITETSCENTER • AUC • AALBORG • DANMARK

FRACTURE & DYNAMICS
PAPER NO. 47

To be presented at the 12th International Modal Analysis Conference (IMAC12)
Honolulu, Hawaii, January 31 - February 3, 1994

P. H. KIRKEGAARD & A. RYTTER
USE OF NEURAL NETWORKS FOR DAMAGE ASSESSMENT IN A
STEEL MAST
OCTOBER 1993

ISSN 0902-7513 R9340

The FRACTURE AND DYNAMICS papers are issued for early dissemination of research results from the Structural Fracture and Dynamics Group at the Department of Building Technology and Structural Engineering, University of Aalborg. These papers are generally submitted to scientific meetings, conferences or journals and should therefore not be widely distributed. Whenever possible reference should be given to the final publications (proceedings, journals, etc.) and not to the Fracture and Dynamics papers.

INSTITUTTET FOR BYGNINGSTEKNIK

DEPT. OF BUILDING TECHNOLOGY AND STRUCTURAL ENGINEERING
AALBORG UNIVERSITETSCENTER • AUC • AALBORG • DANMARK

FRACTURE & DYNAMICS
PAPER NO. 47

To be presented at the 12th International Modal Analysis Conference (IMAC12)
Honolulu, Hawaii, January 31 - February 3, 1994

P. H. KIRKEGAARD & A. RYTTER
USE OF NEURAL NETWORKS FOR DAMAGE ASSESSMENT IN A
STEEL MAST
OCTOBER 1993

ISSN 0902-7513 R9340

Use of Neural Networks for Damage Assessment in a Steel Mast

P. H. Kirkegaard

*Department of Building Technology
Aalborg University
Sohngaardsholmsvej 57, 9000 Aalborg, Denmark
e-mail: 16PHK@SV1.BUILD.AUC.DK*

A. Rytter

*Rambøll, Hannemann & Højlund A/S
Kjærulfsvej 2, 9400 Nørresundby, Denmark*

ABSTRACT

In this paper the possibility of using a Multilayer Perceptron (MLP) network trained with the Backpropagation Algorithm for detecting location and size of a damage in a civil engineering structure is investigated. The structure considered is a 20 m high steel lattice mast subjected to wind excitation. The basic idea is to train a neural network with simulated patterns of the relative changes in natural frequencies and corresponding sizes and locations of damages in order to recognize the behaviour of the damaged as well as the undamaged structure. Subjecting this trained neural network to measured values should imply information about damage states and locations. The training data are obtained by an FEM of the mast. Different damage scenarios are established by simulating a damage in one of the eight lower diagonals. The eight lower diagonals are cut and provided with bolted joints. Each bolted joint consists of 4 slice plates giving the possibilities of simulating a 1/4, 1/2, 3/4 and full reduction of the area of a diagonal. A damage is simulated by removing one or more splice plates in these bolted joints. The utility of the neural network approach is demonstrated by a simulation study as well as full-scale tests where the mast is identified by an ARMA-model. The results show that a neural network trained with simulated data is capable for detecting location of a damage in a steel lattice mast when the network is subjected to experimental data.

NOMENCLATURE

x_{lj} : Output of the j th node in the l th layer
 θ_{lj} : a threshold of the j th neuron in the l th layer
 N_0 : Number of network input
 N_k : Number of network output
 $f(\cdot)$: Activation function
 E : Error function

y_j : Desired output

\hat{y}_j : Actual output

$w_{lj,i}$: Connection weight from node i and node j

η : Learning rate

α : Momentum term

1. INTRODUCTION

A sudden failure in a structure can be very costly and may be catastrophic in terms of human life and property damage. Many techniques of non-destructive evaluation are currently available to detect a damage in structures. Such techniques include e.g. visual inspections, ultrasonic testing, acoustic emission, etc. However most of these techniques are inconvenient in many situations due to the need for the investigator to have access to the structure. This inconvenience can be avoided through the use of vibration-monitoring techniques. During the last years major research efforts have been directed towards developing techniques for damage assessment based on changes in vibration characteristics. One of the consequences of the development of a crack is a decrease in local stiffness which in turn results in a decrease in some of the natural frequencies. The most commonly applied vibration based inspection damage assessment technique is based on changes of natural frequencies only. This is attractive since natural frequencies can be obtained from measurements at a single point on the structure. If measurements at several points are carried out the mode shapes in discrete points of the structure corresponding to the different natural frequencies may be established. Then, mode shape information can also be used for damage assessment. However, in order to be able to evaluate the deterioration state of a structure by vibration based inspection it is also necessary to estimate size and location of the damage, damage assessment. A review of vibration based damage assessment techniques can be found in Rytter [1].

The problem of damage assessment on the basis of measured data is essentially one of the pattern recognition. Measured data from an undamaged structure must be distinguishable from measured data from a damaged structure. Different pattern recognition approaches have been proposed in the literature, see e.g. Yin et al. [2], Samman et al. [3]. In these papers pattern recognition techniques are presented to estimate the damage presence and location but not magnitude of the damage. However, recently, artificial neural networks are proving to be an effective tool for pattern recognition in a variety of applications, see e.g. Hertz et al. [4] and among these also for damage assessment. The basic idea is to train a neural network in order to recognize the behaviour of the damaged as well as the undamaged structure. Subjecting this trained neural network to information from vibration tests should imply information about damage state and location. During the last years this neural network based damage assessment approach has been proposed in different papers. In Thomsen et al. [5] a neural network was implemented and trained to classify measured ultrasonic power spectra of composite laminates, according to fabrication quality. Kudva et al. [6] used a neural network to determine location and size of a damage in a structure from measured strain values at discrete locations. The neural network is trained by finite-element data. Strain patterns are used as inputs and the damage location and size as outputs to train the neural network to a desired level of accuracy. The trained network can then be used to determine the location, size and effect of any unknown damage using measured strain values (at the same locations as before) as inputs to the neural network. The damage assessment approach proposed in Kudva et al. [6] has also been used in Worden et al. [7]. In a simulation study, Wu et al. [8] demonstrate a damage detecting network trained on measured frequency response functions from the system. Elkordy et al. [9] trained a neural network with simulated mode shape ratios in order to diagnose damages states obtained experimentally from series of shaking table tests of a five-storey steel frame. In Kirkegaard et al. [10] a neural network is trained with the relative changes in natural frequencies obtained by an FEM. The network is then used to estimate location and size of a damage in a beam from measured natural frequencies. In all the papers, mentioned above, a basic Multi-Layer Perceptron network trained with the backpropagation algorithm was used.

In this paper the aim is to investigate the use of artificial neural networks for damage assessment of a civil engineering structure. Training of the network is performed with patterns of the relative changes of the natural frequencies that occur due to a damage. This implies that each pattern represents the computed changes of the natural frequencies due to a crack of a particular size at a particular location. The changes are estimated by using an FEM.

In section 2 a short description of artificial neural networks is given and a neural network based damage assessment approach is proposed. In section 3 the proposed damage assessment approach is used in an example with a 20 m high steel lattice mast. The damage assessment approach is investigated with simulated as well as experimental data. At last in section 4 conclusions are given.

2. NEURAL NETWORKS

The past decade has seen an explosive growth in the studies of artificial neural networks. In part this was the result of technological advances in personal and main-frame computing, enabling neural network investigators to simulate and test ideas in ways not readily available before 1980.

Artificial neural networks are computational models inspired by the neuron architecture and operation of the human brain. The pioneering work in this field is usually attributed to McCulloch and Pitts in 1943. They developed a simplified model of a neuron. The brain is composed of neurons of many different types, see McCulloch et al. [11].

An artificial neural network is an assembly (network) of a large number of highly connected processing units, the so-called nodes or neurons. The neurons are connected by unidirectional communication channels ("connections"). The strength of the connections between the nodes is represented by numerical values which normally are called weights. Knowledge is stored in the form of a collection of weights. Each node has an activation value that is a function of the sum of inputs received from other nodes through the weighted connections. The neural networks are capable of self-organization and knowledge acquisition, i.e. learning. One of the characteristics of neural networks is the capability of producing correct, or nearly correct, outputs when presented with partially incorrect or incomplete inputs. Further, neural networks are capable of performing an amount of generalization from the patterns on which they are trained. Most neural networks have some sort of "training" rule whereby the weight of connections are adjusted on the basis of presented patterns. In other words neural networks "learns" from examples, just like children learn to recognize dogs from examples of dogs, and exhibit some structural capability for generalization. Training consists of providing a set of known input-output pairs, patterns, to the network. The network iteratively adjusts the weights of each of the nodes so as to obtain the desired outputs (for each input set) within a requested level of accuracy. Error is defined as a measure of the difference between the computed pattern and the expected output pattern. For a more detailed description of neural networks, see e.g. Hertz et al. [4] and Hush et al. [12].

2.1 Multilayer Perceptron

Since McCulloch-Pitts in 1943 there have been many studies of mathematical models of neural networks. Many different types of neural networks have been proposed by changing the network topology, node characteristics and learning procedures. Examples of those are e.g. the Hopfield network, see Hopfield [13], the Kohonen network, see Kohonen [14] and the so-called multilayered perceptron (MLP) network trained by means of the back-propagation algorithm. The MLP trained by the back-propagation algorithm is currently given the greatest attention by application developers, see e.g. Rumelhart et al. [15]. The multilayered perceptron network belongs to the class of layered feed-forward nets with supervised learning. A multilayered neural network is made up of one or more hidden layers placed between the input and output layers, see fig. 1. Each layer consists of a number of nodes connected in the structure of a layered network. The typical architecture is fully interconnected, i.e. each node in a lower level is connected to every node in the higher level. Output units cannot receive signals directly from the input layer. During the training phase activation flows are only allowed in one direction, a feed-forward process, from the input layer to the output layer through the hidden layers. The input vector feeds each of the first layer nodes, the outputs of this layer feed into each of the second layer nodes and so on.

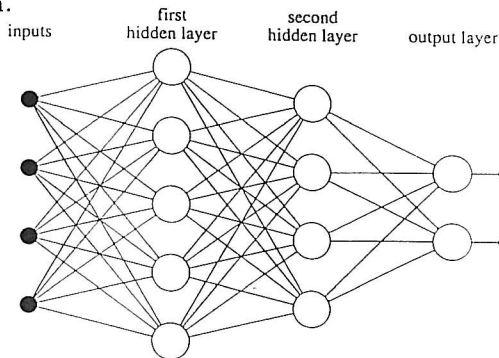


Fig. 1: Principle of a multilayer perceptron neural network.

Associated with each connection between node i and node j in the preceding layer $l - 1$ and following layer l is a numerical value $w_{lj,i}$ which is the strength or the weight of the connection. At the start of the training process these weights are initialized by random values. Signal pass through the network and the j th node in layer l computes its output according to

$$x_{lj} = f\left(\sum_{i=1}^{N_{l-1}} w_{lj,i}x_{l-1,i} + \theta_{lj}\right) \quad (1)$$

for $j = 1, \dots, N_l$ and $l = 1, \dots, k$, where x_{lj} is the

output of the j th node in the l th layer. θ_{lj} is a bias term or a threshold of the j th neuron in the l th layer. The k th layer is the output layer and the input layer must be labelled as layer zero. Thus N_0 and N_k refer to the numbers of network inputs and outputs, respectively. The function $f(\cdot)$ is called the node activation function and is assumed to be differentiable and to have a strictly positive first derivative. For the nodes in the hidden layers, the activation function is often chosen to be a so-called sigmoidal function

$$f(\beta) = \frac{1}{1 + e^{-\beta}} \quad \beta > 0 \quad (2)$$

The activation function for the nodes in the input and output layers are often chosen as linear.

During the training phase, representative examples of input-output patterns are presented to the network. Each presentation is followed by small adjustments of weights and thresholds if the computed output is not correct. If there is any systematical relationship between input and output and the training examples are representative of this, and if the network topology is properly chosen, then the trained network will often be able to generalize beyond learned examples. Generalization is a measure of how well the network performs on the actual problem once training is complete. It is usually tested by evaluating the performance of the network on new data outside the training set. Generalization is most heavily influenced by three parameters: the number of data samples, the complexity of the underlying problem and the network architecture. Currently, there are no reliable rules for determining the capacity of a feed-forward multilayer neural network. Generally, the capacity of a neural network is a function of the number of hidden layers, the number of processing units in each layer, and the pattern of connectivity between layers. However, it is shown in Cybenko [16] and Funahashi [17] that one hidden layer is sufficient to approximate all continuous functions.

2.2 Back-Propagation

The first stage of creating an artificial neural network to model an input-output system is to establish the appropriate values of the connection weights $w_{lj,i}$ and thresholds θ_{lj} by using a learning algorithm. A learning algorithm is a systematic procedure for adjusting the weights in the network to achieve a desired input/output relationship, i.e. supervised learning. The most popular and successful learning algorithm used to train multilayer neural networks is currently the Back-propagation routine, see e.g. Rumelhart [15]. The so-called Back-propagation algorithm employs a gradient descent search

technique for minimizing an error normally defined as the mean square difference between desired y_j and actual outputs \hat{y}_j . I.e. the error E is given as

$$E = 0.5 \sum_{j=1}^{N_k} (y_j - \hat{y}_j)^2 \quad (3)$$

If the error is considered small enough, the weights and thresholds are not adjusted. If however, a significant error is obtained the weights and thresholds are adjusted in the negative gradient direction, so that the error criterion E is reduced. A typical weight $w_{lj,i}$, which could belong to any layer, is adjusted from its old value $w_{lj,i}^{old}$ to its new value $w_{lj,i}^{new}$ according to

$$w_{lj,i}^{new} = w_{lj,i}^{old} + \Delta w_{lj,i} \quad (4)$$

where $\Delta w_{lj,i}$ is given by, see e.g. Billings [18]

$$\Delta w_{lj,i} = \eta \delta_{li} x_{l-1,i} \quad (5)$$

δ_{li} is the error in the output of the i th node in layer l and η is termed a "learning rate". The error δ_{li} is not known a priori but must be constructed from the known errors δ_{ki} at the output layer. The errors are passed backwards through the net and a training algorithm uses the error to adjust the connection weights moving backwards from the output layer, layer by layer, hence the name "Back-propagation". In practice the "learning rate" η is chosen as large as possible (0.01-0.9) without leading to intolerable oscillations. To overcome this problem, a momentum term α is usually introduced into the update rule implying

$$w_{lj,i}^{new} = w_{lj,i}^{old} + \eta \delta_{li} x_{l-1,i} + \alpha \Delta w_{lj,i} \quad (6)$$

The thresholds are adjusted in the same way as the weights. The process of computing the gradient and adjusting the weights and thresholds is repeated until a minimum of the error E (or a point sufficiently close to the minimum) is found. However it is generally true that the convergence of the Back-propagation algorithm is fairly slow. Attempts to speed learning include variations on simple gradient search, line search techniques and second order techniques, see e.g. Hertz et al. [4], Billings et al. [18] and Enevoldsen [19].

2.3 Use of Neural Networks for Damage Assessment

The problem of damage assessment on the basis of measured dynamic data is essentially a pattern recognition problem. Since artificial neural networks are proving to be an effective tool for pattern recognition the basic idea in a neural based damage assessment approach is to train a network with patterns of the changes in quantities describing the dynamic behaviour that occur due to a damage. This implies that each pattern represents the computed changes of e.g. the response spectrum, natural frequencies, mode shapes etc. due to a damage of a particular size at a particular location. The patterns of the quantities describing the dynamic behaviour are used as inputs and the damage location and size as outputs to train the neural network. Then the trained network subjected to measured patterns of the quantities describing the dynamic behaviour can be used to determine the location, size and of a damage. A hierarchical, two step approach can also be used. This implies that the patterns of the quantities describing the dynamic behaviour are used as inputs and the location of the crack is used as output in one network and size of the crack as output in an other network, see Kirkegaard et al. [10].

The training of a neural network with appropriate data containing the information about the cause and effect is a key requirement of a neural based damage assessment technique. This means that the first step is to establish the training sets which can be used to train a network in a way that the network can recognize the behaviour of the damaged as well as the undamaged structure from measured quantities. Therefore, ideally, the training sets should contain data of the undamaged as well as the damaged structure in various damage states. These data can be obtained by measurements, model tests or through numerical simulation, or through a combination of all three types of data. This possibility of using all obtained information, or only a part, in a neural network based damage assessment technique is a capability which is not available in traditional damage assessment techniques.

In order to verify how well a trained network has learned the training cases the trained network is tested by subjecting it to the training sets. The important generalization capability of a neural network damage assessment technique is tested by subjecting the trained network to data not included into the training sets. How well a trained network is to generalize depends on the adequacy of the selected network architecture and the information about the damage as well as undamaged structure included in the training sets.

3. EXAMPLE

In this example the proposed neural network approach for damage assessment is applied to a 20 high steel lattice structure, see fig. 2. The four chords K-frame test mast with a 0.9x0.9 m cross section was bolted with twelve bolts, three for each chord, to a concrete foundation block founded on chalk and covered by sand. The mast was constructed with welded connections. The eight lower diagonals were cut and provided with a bolted joint. Each bolted joint consists of 4 slice plates giving the possibility of simulating a 25, 50, 75 and 100 per cent reduction of the area of a diagonal. A damage was simulated by removing one or more splice plates in these bolted joints. Six different damage states (1,2,5,6,9,10) were considered. The damage state 1,2,5 and 6 correspond to a 100 per cent reduction of the sectional area of diagonal AB101, BC101, AB102 and BC102, respectively, see fig. 2. Damage states 9 and 10 correspond to a fifty per cent reduction of the sectional area of diagonal AB101 and AB102, respectively.

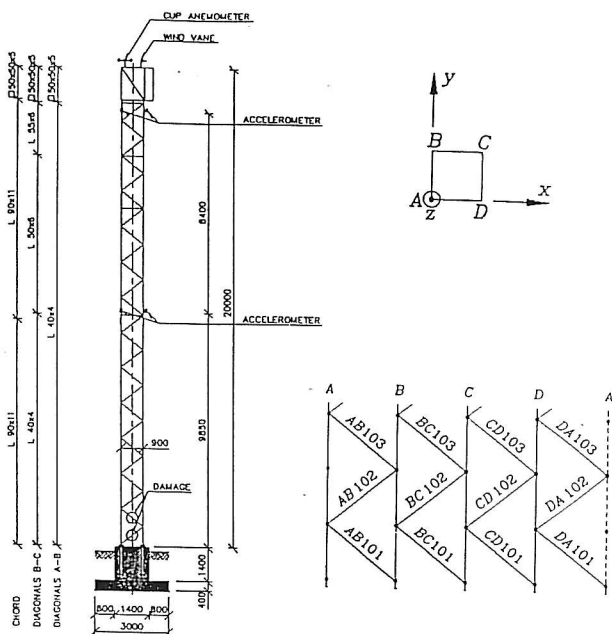


Fig. 2 Elevation of mast and diagonals of the lower two sections of the mast.

The data acquisition and the analysis of the sampled data were performed with the MATLAB, see PC-MATLAB [20], based on program to Structural Time Domain Identification, STDI, see Kirkegaard et al. [21]. A throughout description of the test arrangement can be found in Kirkegaard et al. [22].

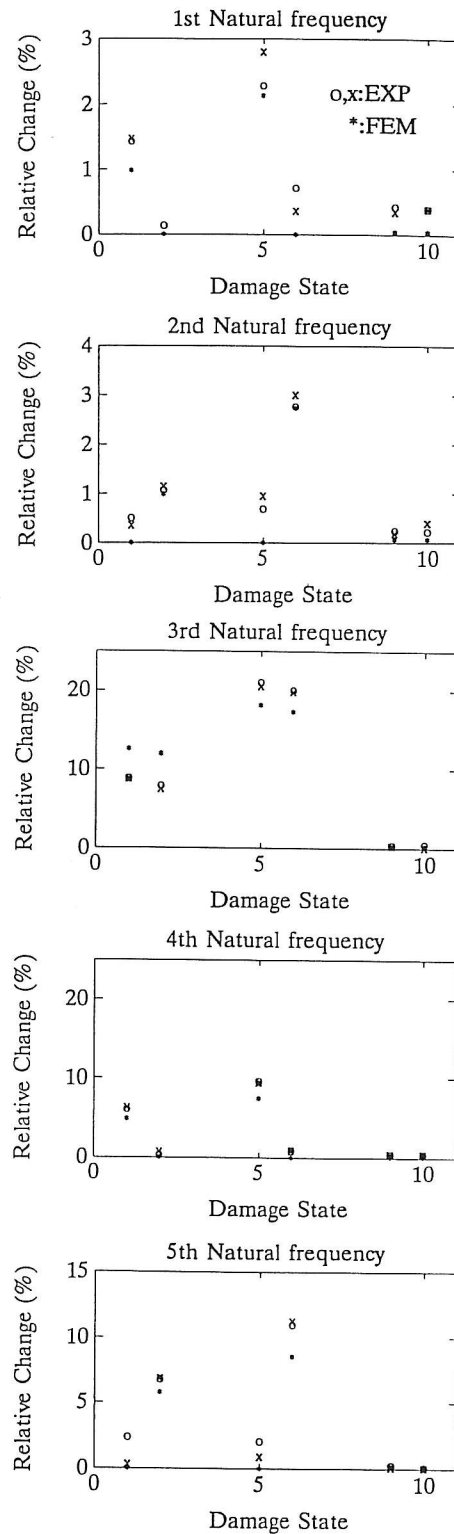


Fig. 3: Experimental versus finite-element results.

3.1 Simulated and Experimental Results

The applicability of the neural based damage assessment method is investigated by training a neural network with the relative changes of the natural frequencies of the 5 lowest modes. The natural bending frequencies no. 1 and no. 4, the natural bending frequencies no. 2 and no. 5 and the rotational natural frequency no. 3 corresponding to deflection parallel to the x -axis, deflection parallel to the y -axis and rotation, respectively. A relative change in a natural frequency is defined as the change in a natural frequency divided by the same natural frequency of the undamaged mast. The relative changes of the natural frequencies due to a damage were estimated by an FEM of the mast. Each diagonal was modelled by three elements where the element in the middle was used to simulate a damage. After the FEM was calibrated by using experimental data a damage was simulated by a reduction of the sectional area. This calibration was performed to secure that the FEM described the mast in the best possible way. The quality of the predictions from any method of damage assessment is critically dependent on the accuracy of the damage model, see e.g. Rytter [1].

In fig. 3 the experimental results are shown together with the finite-element results for the mast. Fig.3 shows the relative changes in the natural frequencies as a function of damage state. For each of the six damage states three values are shown. One value obtained by the FEM and two experimental values. These experimentally determined relative changes are estimated from measurements obtained for the undamaged and the damaged mast under the same environmental conditions. This is important since it is shown in Kirkegaard et al. [22] that the frequencies are sensitive to changes in environmental conditions.

In general, fig. 3 shows that there is a good agreement between theoretical predictions and experimental results.

3.2 Training and Testing of Neural Network

First a neural network was trained with simulated estimates of the relative changes of the lowest five natural frequencies. These changes were estimated for a 20, 40, 60, 80 and 100 per cent reduction of the sectional area of diagonal AB101, BC101, AB102 and BC102, respectively. Further, the relative changes of the frequencies also were estimated for the undamaged mast. This means that the input to the network was 21 training sets. By a trial-and-error approach it is found that a 4 layers neural network with 5 input nodes, 5 nodes in each of the two hidden layers and 4 output nodes gave the

network with smallest output error. Each output node corresponds to a damage in one of the diagonals AB101, BC101, AB102 and BC102, respectively. The value for a single diagonal adopts the value 1 when not damaged, the value 0 when totally damaged and 0.2 corresponds to a 80 per cent reduction of a sectional area etc. The input and output nodes were chosen as linear while the nodes used in the hidden layers were of the sigmoidal type.

The network was tested by subjecting the simulated input data corresponding to a 100 per cent reduction of the sectional area of the four diagonals AB101, BC101, AB102 and BC102, respectively, to the network. Next, the network was subjected to input data corresponding to 50 per cent reduction of the sectional areas of the two diagonals AB102 and BC102, respectively. I.e. data not included in the training sets. The results are given in table 1. It is seen that the neural network is capable of reproducing the location and size of a damage used in training (Damage state 1,2,5,6). Further, the table shows that the neural network is capable of making a generalization based on the training sets (Damage state 9,10).

Output Node No.	Damage State					
	1	2	5	6	9	10
1(AB101)	0.0	1.0	1.0	1.0	0.4	0.9
2(BC101)	1.0	0.0	1.0	1.0	1.1	1.1
3(AB102)	1.0	1.0	0.0	1.0	1.0	0.5
4(BC102)	1.0	1.0	1.0	0.0	0.9	1.0

Table 1: Results from network subjected to training data and data not included in the training data.

Table 2 shows the outputs from the network subjected to experimental data. Since two experimental values are available for each damage state the average value is used.

Output Node No.	Damage State					
	1	2	5	6	9	10
1(AB101)	0.1	0.8	0.9	0.9	0.5	0.8
2(BC101)	0.8	0.1	0.8	1.0	0.7	0.4
3(AB102)	0.6	1.0	0.1	1.1	0.2	0.2
4(BC102)	0.9	0.9	0.9	0.0	0.9	1.1

Table 2: Results from network subjected to experimental data.

The results in table 2 show that it is possible to detect a damage corresponding to a removal of a diagonal (Damage state 1,2,5,6) by the neural network approach. It is also seen that a damage corresponding to 50 per cent reduction of the sectional area of a diagonal AB102 can be detected, but not quantified.

4. CONCLUSIONS

Results from an example with a steel mast demonstrate a diagnostic technique based on neural networks for detecting, locating and quantifying damages based on vibration measurements. The damage assessment technique relies on the measurements of small changes in natural frequencies and upon adequate theoretical prediction of these frequency changes. The results show that a neural network trained with simulated data is capable for detecting location of a damage, corresponding to a removal of a diagonal, in the steel lattice mast when the network is subjected to experimental data. The results also indicate that it is possible to detect a damage corresponding to a 50 per cent reduction of a diagonal but it is not possible to quantify the size of the damage.

4. REFERENCES

- [1] Rytter, A.: Vibration Based Inspection of Civil Engineering Structures. Ph.D-thesis, Aalborg University, Denmark, 1993.
- [2] Yin. Z.K , Jun. G. A & L.J. Wen: Diagnosis of a Slot Fault on a Frame Structure. Proc. of the tenth International Modal Analysis Conference, San Diego, 1992.
- [3] Samman, M.M., M. Biswas & A.K. Pandey: Employing Pattern Recognition for Detecting Cracks in a Bridge Model. The International Journal of Analytical and Experimental Modal Analysis, Vol. 6, No.1, pp. 35-44, 1991.
- [4] Hertz, J., A. Krogh & R.G. Palmer: Introduction to the Theory of Neural Computation. Addison-Wesley, Redwood City, CA, 1991.
- [5] Thomsen, J.J & K. Lund : Quality Control of Composite Materials by Neural Network Analysis of Ultrasonic Power Spectra. The Danish Centre for Applied Mathematics and Mechanics, Report No. 403, 1990.
- [6] Kudva, J.N., N. Munir & P.W. Tan: Damage detection in Smart Structures using Neural Networks and Finite-element analyses. Smart Mater. Struct., Vol. 1, pp. 108-112, 1992.
- [7] Worden, K., A.D. Ball & G.R. Tomlinson: Neural Networks for Fault Location. Proceedings of the eleventh International Modal Analysis Conference, IMAC11, 1993.
- [8] Wu, X., J. Ghaboussi & J. H. Garrett: Use of Neural Networks In Detection of Structural Damage. Computers & Structures, Vol. 42, No. 4, pp. 649-659, 1992.
- [9] Elkordy, M.F., K.C. Chang & G.C. Lee: Neural Networks Trained by Analytically Simulated Damage States. Journal of Computing in Civil Engineering, Vol. 7, No. 2, 1993.
- [10] Kirkegaard, P.H. & A. Rytter: Use of Neural Networks for Damage Detection and Location in a Steel Member. Proceedings of the third International Conference on Use of Artificial Intelligence in Civil Engineering, CIVIL-COMP93, 1993.
- [11] McCulloch, W.S. & W. Pitts: A Logical Calculus of the Ideas Immanent in Nervous Activity. Bull. Math. Biophys. Vol.5, pp. 115-133, 1943.
- [12] Hush, D.R. & B.G. Horne: Progress in Supervised Neural Networks. IEEE Signal Processing Magazine, January, 1993.
- [13] Hopfield, J.J: Neural Networks and Physical Systems with Emergent Collective Computational Abilities. Proc. Nat. Acad. Sci. Vol. 79 pp. 2554-2558, 1982.
- [14] Kohonen, T.: Self-Organization and Associative Memory. Springer-Verlag, 1984.
- [15] Rumelhart, D.E. & J.L. McClelland: Parallel Distributed Processing: Explorations in the Microstructure of Cognition, Vol. 1 Foundations. Cambridge, MIT Press, 1986.
- [16] Cybenko, C.: Approximations by Superpositions of a Sigmoidal Function. Journals of Mathematics of Control, Signals and Systems. Vol.2, pp. 303-314, 1989.
- [17] Funahashi, K.: On the Approximate Realization of Continuous Mappings by Neural Networks. Journal of Neural Networks, Vol. 2, pp. 183-192, 1989.
- [18] Billings, S.A., H.B. Jamaluddin & S. Chen: A Comparison of the Backpropagation and Recursive Prediction Error Algorithms for Training Neural Networks. Mechanical Systems and Signal Processing, Vol. 5, pp. 233-255, 1991.
- [19] Enevoldsen, I. : Training of Multi-Layer Networks by Backpropagation and Sequential Quadratic Programming. Internal Note, Department of Building Technology and Structural Engineering, University of Aalborg, Denmark, 1993.
- [20] PC-MATLAB for MS-DOS Personal Computers, The Math Works, Inc., 1989.
- [21] Kirkegaard, P.H. & R. Brincker: STDI: Program for Structural Time Domain Identification. University of Aalborg, 1993.
- [22] Kirkegaard, P.H. & A. Rytter: An Experimental Study of the Modal Parameters of a Damaged Steel Mast. Fracture and Dynamic Paper No. 45, University of Aalborg, 1993.

FRACTURE AND DYNAMICS PAPERS

PAPER NO. 17: Jakob Laigaard Jensen: *Full-Scale Measurements of Offshore Platforms*. ISSN 0902-7513 R9002.

PAPER NO. 18: Jakob Laigaard Jensen, Rune Brincker & Anders Rytter: *Uncertainty of Modal Parameters Estimated by ARMA Models*. ISSN 0902-7513 R9006.

PAPER NO. 19: Rune Brincker: *Crack Tip Parameters for Growing Cracks in Linear Viscoelastic Materials*. ISSN 0902-7513 R9007.

PAPER NO. 20: Rune Brincker, Jakob L. Jensen & Steen Krenk: *Spectral Estimation by the Random Dec Technique*. ISSN 0902-7513 R9008.

PAPER NO. 21: P. H. Kirkegaard, J. D. Sørensen & Rune Brincker: *Optimization of Measurements on Dynamically Sensitive Structures Using a Reliability Approach*. ISSN 0902-7513 R9009.

PAPER NO. 22: Jakob Laigaard Jensen: *System Identification of Offshore Platforms*. ISSN 0902-7513 R9011.

PAPER NO. 23: Janus Lyngbye & Rune Brincker: *Crack Length Detection by Digital Image Processing*. ISSN 0902-7513 R9018.

PAPER NO 24: Jens Peder Ulfkjær, Rune Brincker & Steen Krenk: *Analytical Model for Complete Moment-Rotation Curves of Concrete Beams in bending*. ISSN 0902-7513 R9021.

PAPER NO 25: Leo Thesbjerg: *Active Vibration Control of Civil Engineering Structures under Earthquake Excitation*. ISSN 0902-7513 R9027.

PAPER NO. 26: Rune Brincker, Steen Krenk & Jakob Laigaard Jensen: *Estimation of correlation Functions by the Random Dec Technique*. ISSN 0902-7513 R9028.

PAPER NO. 27: Jakob Laigaard Jensen, Poul Henning Kirkegaard & Rune Brincker: *Model and Wave Load Identification by ARMA Calibration*. ISSN 0902-7513 R9035.

PAPER NO. 28: Rune Brincker, Steen Krenk & Jakob Laigaard Jensen: *Estimation of Correlation Functions by the Random Decrement Technique*. ISSN 0902-7513 R9041.

PAPER NO. 29: Poul Henning Kirkegaard, John D. Sørensen & Rune Brincker: *Optimal Design of Measurement Programs for the Parameter Identification of Dynamic Systems*. ISSN 0902-7513 R9103.

PAPER NO. 30: L. Gansted & N. B. Sørensen: *Introduction to Fatigue and Fracture Mechanics*. ISSN 0902-7513 R9104.

PAPER NO. 31: R. Brincker, A. Rytter & S. Krenk: *Non-Parametric Estimation of Correlation Functions*. ISSN 0902-7513 R9120.

PAPER NO. 32: R. Brincker, P. H. Kirkegaard & A. Rytter: *Identification of System Parameters by the Random Decrement Technique*. ISSN 0902-7513 R9121.

FRACTURE AND DYNAMICS PAPERS

PAPER NO. 33: A. Rytter, R. Brincker & L. Pilegaard Hansen: *Detection of Fatigue Damage in a Steel Member*. ISSN 0902-7513 R9138.

PAPER NO. 34: J. P. Ulfkjær, S. Krenk & R. Brincker: *Analytical Model for Fictitious Crack Propagation in Concrete Beams*. ISSN 0902-7513 R9206.

PAPER NO. 35: J. Lyngbye: *Applications of Digital Image Analysis in Experimental Mechanics*. Ph.D.-Thesis. ISSN 0902-7513 R9227.

PAPER NO. 36: J. P. Ulfkjær & R. Brincker: *Indirect Determination of the $\sigma - w$ Relation of HSC Through Three-Point Bending*. ISSN 0902-7513 R9229.

PAPER NO. 37: A. Rytter, R. Brincker & P. H. Kirkegaard: *An Experimental Study of the Modal Parameters of a Damaged Cantilever*. ISSN 0902-7513 R9230.

PAPER NO. 38: P. H. Kirkegaard: *Cost Optimal System Identification Experiment Design*. ISSN 0902-7513 R9237.

PAPER NO. 39: P. H. Kirkegaard: *Optimal Selection of the Sampling Interval for Estimation of Modal Parameters by an ARMA-Model*. ISSN 0902-7513 R9238.

PAPER NO. 40: P. H. Kirkegaard & R. Brincker: *On the Optimal Location of Sensors for Parametric Identification of Linear Structural Systems*. ISSN 0902-7513 R9239.

PAPER NO. 41: P. H. Kirkegaard & A. Rytter: *Use of a Neural Network for Damage Detection and Location in a Steel Member*. ISSN 0902-7513 R9245

PAPER NO. 42: L. Gansted: *Analysis and Description of High-Cycle Stochastic Fatigue in Steel*. Ph.D.-Thesis. ISSN 0902-7513 R9135.

PAPER NO. 43: M. Krawczuk: *A New Finite Element for Static and Dynamic Analysis of Cracked Composite Beams*. ISSN 0902-7513 R9305.

PAPER NO. 44: A. Rytter: *Vibrational Based Inspection of Civil Engineering Structures*. Ph.D.-Thesis. ISSN 0902-7513 R9314.

PAPER NO. 45: P. H. Kirkegaard & A. Rytter: *An Experimental Study of the Modal Parameters of a Damaged Steel Mast*. ISSN 0902-7513 R9320.

PAPER NO. 46: P. H. Kirkegaard & A. Rytter: *An Experimental Study of a Steel Lattice Mast under Natural Excitation*. ISSN 0902-7513 R9326.

PAPER NO. 47: P. H. Kirkegaard & A. Rytter: *Use of Neural Networks for Damage Assessment in a Steel Mast*. ISSN 0902-7513 R9340.

PAPER NO. 48: R. Brincker, M. Demosthenous & G. C. Manos: *Estimation of the Coefficient of Restitution of Rocking Systems by the Random Decrement Technique*. ISSN 0902-7513 R9341.

Department of Building Technology and Structural Engineering
The University of Aalborg, Sohngaardsholmsvej 57, DK 9000 Aalborg
Telephone: 45 98 15 85 22 Telefax: 45 98 14 82 43