



AALBORG UNIVERSITY
DENMARK

Aalborg Universitet

On-Line Generation of 3D-Waves

Frigaard, Peter

Publication date:
1992

Document Version
Early version, also known as pre-print

[Link to publication from Aalborg University](#)

Citation for published version (APA):
Frigaard, P. (1992). On-Line Generation of 3D-Waves.

General rights

Copyright and moral rights for the publications made accessible in the public portal are retained by the authors and/or other copyright owners and it is a condition of accessing publications that users recognise and abide by the legal requirements associated with these rights.

- ? Users may download and print one copy of any publication from the public portal for the purpose of private study or research.
- ? You may not further distribute the material or use it for any profit-making activity or commercial gain
- ? You may freely distribute the URL identifying the publication in the public portal ?

Take down policy

If you believe that this document breaches copyright please contact us at vbn@aub.aau.dk providing details, and we will remove access to the work immediately and investigate your claim.

ON-LINE GENERATION OF 3D-WAVES

by

Peter Frigaard
Department of Civil Engineering
University of Aalborg

The paper describes the technique of filtering white noise for on-line generation of 3D-waves on a small PC in the laboratory.

The wave generation package is implemented and tested in the 3D-wave basin at the University of Aalborg.

DESCRIPTION OF THE WAVE TANK

The dimensions of the wave tank are 15.7 x 8.5 meter (see Fig. 1). The water depth during the reported test were 0.7 meter. The paddle system is of the snake-front type with translatory movements (pistons). 10 individually displaced controlled hydraulic pistons give a paddle width of 0.9 m.

Waves are primarily absorbed along the end side of the basin. Because of problems with cross waves also small absorbers are placed along the two side walls.

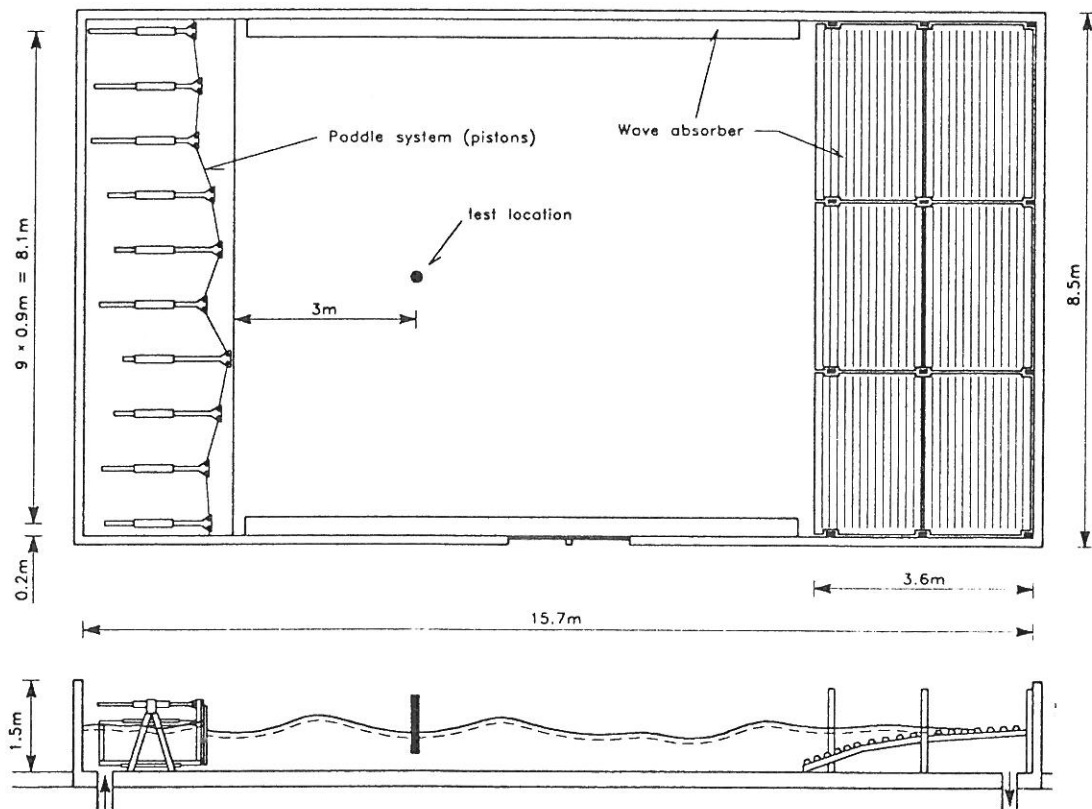


Fig. 1. The 3-D wave tank at University of Aalborg.

TECHNIQUE OF WHITE NOISE FILTER

A Finite Impuls Respons (FIR) filter is created to take an input sequence of "white noise" numbers and then produce a sequence of displacement signals for a wave paddle. Biesel transfer function and mechanical transfer function for the wave paddle are included in the filter.




Fig. 2. FIR-filter for generation of 2D-waves.

Modifying the FIR filter by including the 3D-Biesel transfer function and a frequency dependent time delay between the paddle displacements, oblique waves with a specified angle of propagation can be generated.

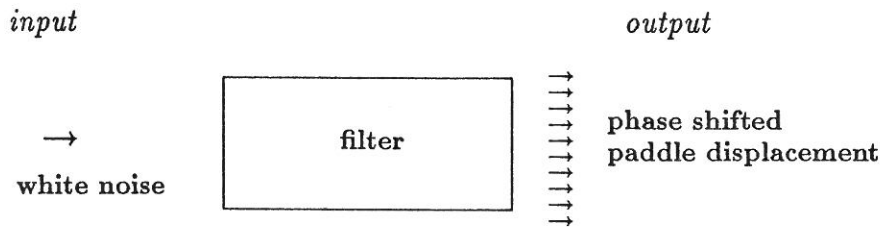


Fig. 3. FIR-filter for generation of oblique 2D-waves.

Now, simply by superimposing a number of filters with different angles of wave propagation, 3D-waves can be generated.

MEASUREMENTS OF WAVES

Waves are measured by a five-gauge array (CERC-type). Analysis of the directional spread $H(f, \theta)$ is performed both by a MLM-method and by a fitting to a cosine 2s squared distribution.

TEST RESULTS

Ongoing tests show good agreement between specified directional spreading and measured directional spreading. It is therefore found that on-line generation of any target directional spectrum is possible.

REFERENCES

- Bogner, R.E. (1980). *Introduction to Digital filters*. John Wiley & Sons. 1980.
- Burcharth, H.F., Nielsen, S.R.K. and Schaarup-Jensen, K. (1985). *A three dimensional sea facility for deep and shallow water waves*. ASME Paper for the Tokyo Conference OMAE Symposium, Tokyo 1986.