

Vertical Distribution of Wave Overtopping for Design of Multi Level Overtopping Based Wave Energy Converters

Kofoed, Jens Peter

Published in:
30th International Conference On Coastal Engineering

Publication date:
2006

Document Version
Publisher's PDF, also known as Version of record

[Link to publication from Aalborg University](#)

Citation for published version (APA):
Kofoed, J. P. (2006). Vertical Distribution of Wave Overtopping for Design of Multi Level Overtopping Based Wave Energy Converters. In R. M. Noble (Ed.), *30th International Conference On Coastal Engineering: Book of Abstracts : Book of Abstracts Prepared and Published On Behalf of the Coastal Engineering Foundation By the ICCE 2006 Local Organizing Committee* ICCE.

General rights

Copyright and moral rights for the publications made accessible in the public portal are retained by the authors and/or other copyright owners and it is a condition of accessing publications that users recognise and abide by the legal requirements associated with these rights.

- Users may download and print one copy of any publication from the public portal for the purpose of private study or research.
- You may not further distribute the material or use it for any profit-making activity or commercial gain
- You may freely distribute the URL identifying the publication in the public portal -

Take down policy

If you believe that this document breaches copyright please contact us at vbn@aub.aau.dk providing details, and we will remove access to the work immediately and investigate your claim.

VERTICAL DISTRIBUTION OF WAVE OVERTOPPING FOR DESIGN OF MULTI LEVEL OVERTOPPING BASED WAVE ENERGY CONVERTERS

Jens Peter KOFOED

M. Sc., Ph. D., Assist. prof.
Department of Civil Engineering, Aalborg University
Søhngaardsholmvej 57, DK-9000 Aalborg, Denmark
Fax: +45 9814 2555, E-mail: i5jpk@civil.aau.dk

1. INTRODUCTION

Over the recent years an increasing number of developers of wave energy converters (WEC's) have been focusing on utilizing wave overtopping for production of electrical power. The primary focus has so far been on investigation of overtopping with respect to optimization of the amount of potential energy obtained in the overtopping water for a single reservoir layout, Kofoed & Burcharth (2002). This approach is used in the design of e.g. the Wave Dragon (WD) WEC, Sørensen et al. (2003) and Friis-Madsen et al. (2005).

However, overtopping based WEC's using multi level reservoirs have also been suggested, since these will have a higher overall efficiency, compared to a similar single reservoir structure. The Seawave Slot-cone Generator (SSG) under development by the Norwegian company WaveEnergy AS is such a WEC utilizing a total of three reservoirs placed on top of each other. The SSG is designed as a near-shore concrete structure with the turbine shaft and the gates controlling the water flow as virtually the only moving part of the mechanical system, see figure 1. A prototype plant is planned for deployment at the west coast of Kvitsøy, Norway (near Stavanger) during 2006.

In the design of such of structures the available overtopping prediction formulae available in the literature are not sufficient, as these are typically only valid for single reservoir layouts and hold no information of the vertical distribution of the overtopping above the lowest reservoir crest. Furthermore, the geometry of the fronts on the individual reservoirs above the lowest one also influences the overtopping rates into the individual reservoirs.

On this background physical model studies have been performed in which it is investigated how a wide range of different geometrical parameters influence the overtopping rates for the individual reservoirs when the structure is subjected to heavily varying wave conditions. Furthermore, it is investigated how these new results fits in the results reported in the literature.

The work described in the paper has been used to optimize the crest levels and geometrical layout of the SSG structure in a combination of irregular wave conditions,

focusing on maximizing the obtained potential energy in the overtopping water.




Figure 1. Sketch of the SSG principle, courtesy of WaveEnergy AS.

2. EXPERIMENTAL SETUP

In two rounds model tests have been performed in a 3-D wave tank at Aalborg University (AAU), however, only irregular 2-D waves have been applied in this study. During these tests average overtopping discharges into the individual overtopping reservoirs as well as the waves have been measured.

The model test setup is shown in figure 2.




Figure 2. Model test setup.

A total of 17 different geometrical layouts have been tested (10 during first round and 7 in the second). Each of the geometries has been subjected to 3-6 irregular wave conditions (consisting of 1000-2000 waves, 30 min. tests, model scale).

3. RESULTS

Based on dimensional and regression analysis Kofoed (2002) suggested an expression for prediction of the vertical distribution of overtopping on the form

$$Q' = \frac{dq/dz}{\sqrt{gH_s}} = Ae^{\frac{Bz}{H_s} + C\frac{R_{c,1}}{H_s}} \quad (1)$$

(where Q' is the dimensionless derivative of the overtopping discharge with respect to the vertical distance z , $R_{c,1}$ is the crest freeboard of the lowest reservoir and H_s is the significant wave height). The coefficients A , B and C were fitted to experimental data by Kofoed (2002) for the case with no fronts on the reservoirs above the lowest one (0.37, -4.5 and 3.5, respectively)

In the current study, where tests have been performed with fronts on the individual reservoirs, analyses of selected data sets, where the only the crest freeboards have been varied, have lead to a new set of coefficients A , B and C . These are 0.197, -1.753 and -0.408, respectively.

The overtopping rates for the individual reservoirs q_n can be calculated as (based on eq. (1))

$$q_n(z_1, z_2) = \sqrt{gH_s^3} \frac{A}{B} e^{C\frac{R_{c,1}}{H_s}} \left(e^{\frac{Bz_2}{H_s}} - e^{\frac{Bz_1}{H_s}} \right) \quad (2)$$

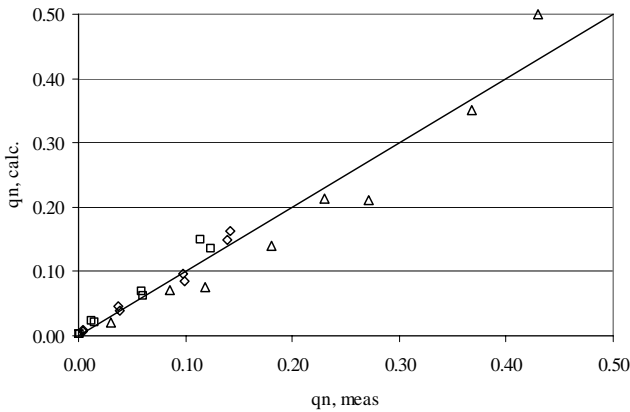


Figure 3. Comparison of measured vs. predicted overtopping rates for individual (according to eq. (2)) reservoirs with fronts.

The measured overtopping rates have also been compared to the by Van der Meer and Janssen (1994) for non-breaking waves (deepwater surf similarity parameter corresponding to the peak period $\xi_{p0} > 2$) with the correction factor for small relative crest freeboards λ_s (given in Kofoed and Burcharth, 2002) applied, see figure 4. Here, the non-dimension overtopping rate Q is based on the sum of the overtopping of the individual reservoirs, and the relative crest freeboard R is based on the crest freeboard of the lowest reservoir.

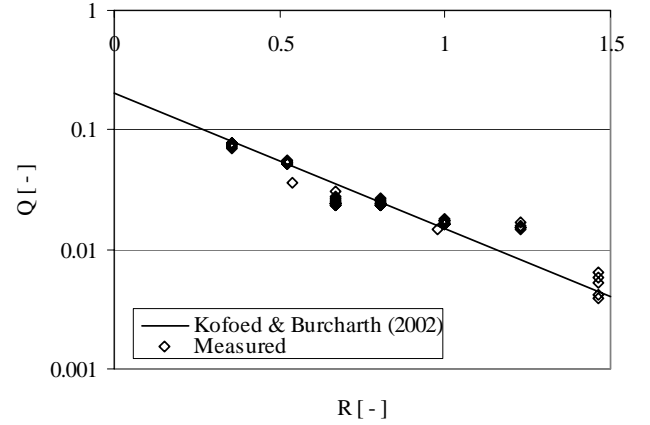


Figure 4. Measured total overtopping rates compared to expression by Kofoed and Burcharth (2002).

4. CONCLUSIONS

By use of model tests the expression describing the vertical distribution wave overtopping by Kofoed (2002) has been applied and adjusted to allow prediction of overtopping rates for individual multiple reservoirs with fronts.

By using the proposed expression a numerical optimization of the geometry of the SSG WEC (in terms of maximizing the obtained potential energy in the overtopping water, by adjusting the crest freeboards of the individual reservoirs, for a given set of wave conditions with corresponding probability of occurrence).

5. ACKNOWLEDGEMENTS

The study has been carried out at Hydraulics & Coastal Eng. Lab. Aalborg University, and has been funded by the WaveEnergy AS, Norway.

REFERENCES

- Friis-Madsen, E., Kofoed, J. P. and Knapp, W.: *Prototype Testing of the Wave Energy Converter Wave Dragon*. European Regional Meeting, WREC 2005, Aberdeen, Scotland, May, 2005.
- Kofoed J. P.: *Wave Overtopping of Marine Structures – Utilization of Wave Energy*. Ph. D. Thesis, Hydraulics & Coastal Engineering Laboratory, Department of Civil Engineering, Aalborg University, December, 2002.
- Kofoed, J. P. and Burcharth, H. F.: *Estimation of Overtopping Rates on Slopes in Wave Power Devices and Other Low Crested Structures*. Kofoed. The 28th International Conference on Coastal Engineering (ICCE 2002), Cardiff, Wales, July 2002.
- Sørensen, H.C., Friis-Madsen, E., Panhauser, W., Duncce, D., Nedkvitne, J., Frigaard, P., Kofoed, J. P., Knapp, W., Riemann, S., Holmén, E., Raulund, A., Præst, J., Hansen, L.K., Christensen, L., Nöhrind, T., Bree, T. and McCullen, P.: *Development of Wave Dragon from Scale 1:50 to prototype*. The Fifth European Wave Energy Conference, Cork, Ireland, Sept. 2003.
- Van der Meer, J. W. and J. P. F. M. Janssen (1994). *Wave run-up and wave overtopping of dikes*. Wave forces on inclined and vertical wall structures, ed. N. Kobayashi and Z. Demirbilek, pp. 1 – 27, ASCE. Also Delft Hydraulics, Publ. No. 485.