



Aalborg Universitet

AALBORG UNIVERSITY  
DENMARK

## Reliability Analysis of Adhesive Bonded Stepped Lap Composite Joints Based on Different Failure Criteria

Kimiaefar, Amin; Lund, Erik; Thomsen, Ole Thybo; Sørensen, John Dalsgaard

*Published in:*

Proceedings of the 18th International Conference on Composite Materials (ICCM-18)

*Publication date:*

2011

*Document Version*

Early version, also known as pre-print

[Link to publication from Aalborg University](#)

*Citation for published version (APA):*

Kimiaefar, A., Lund, E., Thomsen, O. T., & Sørensen, J. D. (2011). Reliability Analysis of Adhesive Bonded Stepped Lap Composite Joints Based on Different Failure Criteria. In *Proceedings of the 18th International Conference on Composite Materials (ICCM-18)* [http://www.iccm-central.org/Proceedings/ICCM18proceedings/data/2.%20Oral%20Presentation/Aug26\(Friday\)/F08%20Non-Destructive%20Evaluation/F8-1-IF0243.pdf](http://www.iccm-central.org/Proceedings/ICCM18proceedings/data/2.%20Oral%20Presentation/Aug26(Friday)/F08%20Non-Destructive%20Evaluation/F8-1-IF0243.pdf)

### General rights

Copyright and moral rights for the publications made accessible in the public portal are retained by the authors and/or other copyright owners and it is a condition of accessing publications that users recognise and abide by the legal requirements associated with these rights.

- Users may download and print one copy of any publication from the public portal for the purpose of private study or research.
- You may not further distribute the material or use it for any profit-making activity or commercial gain
- You may freely distribute the URL identifying the publication in the public portal -

### Take down policy

If you believe that this document breaches copyright please contact us at [vbn@aub.aau.dk](mailto:vbn@aub.aau.dk) providing details, and we will remove access to the work immediately and investigate your claim.

# RELIABILITY ANALYSIS OF ADHESIVE BONDED STEPPED LAP COMPOSITE JOINTS BASED ON DIFFERENT FAILURE CRITERIA

A. Kimiaefar<sup>1\*</sup>, E. Lund<sup>1</sup>, O. T. Thomsen<sup>1</sup>, J. D. Sørensen<sup>2</sup>

<sup>1</sup> Department of Mechanical and Manufacturing Engineering, Aalborg University, Aalborg, Denmark, <sup>2</sup> Department of Civil Engineering, Aalborg University, Aalborg, Denmark

\* Corresponding author ([akf@m-tech.aau.dk](mailto:akf@m-tech.aau.dk))

**Keywords:** *Stepped joint, reliability analysis, probability of failure, von Mises, modified von Mises*

## 1 General Introduction

Adhesive bonded joints are being extensively used for a large variety of applications in the automotive, aerospace, civil engineering, marine and wind turbine industries to mention a few [1]. Adhesive bonded joints are gaining preference over mechanical fastening techniques because of their almost negligible weight penalty [2], while mechanical fastening employs screws, nuts, bolts and rivets, etc., which adds significantly to the weight of the structures and reduces the load-bearing capacity. Furthermore, mechanical fastening requires cut outs and holes in structures leading to severe stress concentrations.

Among the commonly used adhesive bonded joint configurations, scarf and stepped joints have been found to exhibit the highest structural efficiency because significant joint eccentricities (which ultimately act as stress raisers) are eliminated along the loading paths when compared with simple lap joints. In addition, a more uniform stress distribution is obtained across the joint [2]. Large variations in joint strength occur in adhesive bonded joints, and it is therefore necessary and important to investigate the stress transfer and to assess the reliability of adhesive joints.

In the design of stepped lap adhesive joints, scattering and physical as well as subjective uncertainties including neglect, mistakes, incorrect modelling and manufacturing errors must be considered when designing for materials, stacking sequence, dimensions, etc. Accordingly, the development and implementation of a reliability-based design methodology is of vital importance in rational design [3].

In this paper a probabilistic model for the reliability analysis of a stepped lap adhesive composite joint subjected to external loading relevant for wind turbine blades is presented using a 3D FEA modelling. After validation of the FEA model, sensitivity analyses are carried out with respect to the influence of various geometrical and material property parameters on the maximum bond line stress and different failure criteria. Partial safety factors are introduced together with characteristic values. The von Mises, a modified von Mises and the maximum stress failure criteria are applied for the adhesive bond line. The failure criteria are applied to assess the reliability modelling of the uncertain parameters by stochastic variables. Further, calibration of partial safety factors is investigated.

## 2 Stepped Lap Composite Joint

Fig. 1 shows a model of the considered stepped lap composite joint. Three different materials are used, epoxy adhesive, graphite epoxy and glass epoxy. Each layer includes 8 lamina and the thickness is the same of all lamina. Table (1) shows a stochastic model for the geometrical properties. The geometrical properties are typically assumed to be Normal distributed. No information or measurements are available at present for the coefficients of variation (COV). These are chosen to 10%, but should be verified by measurements on real stepped lap joints. The material properties for epoxy adhesive, graphite-epoxy and glass-epoxy are shown in Tables 2-4, respectively [4, 5, 10].

Fig. 2 shows the FE model and the adopted FE meshing. A macro is used to generate a parametric model where the size of elements through the adhesive thickness is chosen to  $t_l/4$  where  $t$

(laminare thickness) is obtained as realisations of a stochastic variable modelling of the thickness. The loading is applied through prescribed displacements, and solid shell elements are used for the composite part and solid elements for the adhesive layers. The analyses are performed assuming linear elastic material behaviour and small displacements. The commercial FE code ANSYS version 12.1 has been used for all the FE simulations.

### 3 Failure criteria

Previous studies have shown that the assumption of linear elasticity of the adhesive is not realistic [6]. Thus, the response of most polymeric structural adhesives is inelastic in the sense that plastic residual strains are induced even at low levels of loading. One approach to address this could be the concept of effective stress/strain. It assumes, in a ductile material, that plastic residual strains are large compared with the creep strains at normal loading rates [6]. Accordingly, a plastic yield hypothesis can be applied, and the multi-directional state of stress can be related to a simple unidirectional stress state through a function similar to that of von Mises. However, the yield behaviour of polymeric structural adhesives is generally dependent on both deviatoric and hydrostatic stress components. A consequence of this is a difference between the yield stresses in uniaxial tension and compression [6]. Gali et al [7] investigated this behaviour by proposing a modified von Mises criterion:

$$S_e = C_s \sqrt[2D]{J_2} + C_v J_1 \quad (1)$$

where

$$C_s = \frac{\sqrt{3}(1+\lambda)}{2\lambda}, \quad C_v = \frac{(\lambda-1)}{2\lambda}; \quad \lambda = \frac{\sigma_c}{\sigma_t} \quad (2)$$

and

$$J_2 = \frac{1}{6} [(\sigma_1 - \sigma_2)^2 + (\sigma_1 - \sigma_3)^2 + (\sigma_2 - \sigma_3)^2] \quad (3)$$

$$J_1 = \sigma_1 + \sigma_2 + \sigma_3$$

It should be noted that by choosing  $\lambda = 1$  the modified von Mises criterion reduces to the von Mises criterion.

For the failure prediction of composite laminates subjected to a complex stress state a number of failure models and criteria have been proposed [8, 9]. In this study the first ply failure (FPF) concept is applied. Thus it is assumed that the laminated composite has failed when failure has occurred in any of the layers [8]. To simplify the analyses, and without loss of generality, it is usually assumed that the failure probability of the laminate can be approximated by the maximum failure probability estimated in any layer of the lamination sequence [8]. Therefore, the probability of failure of the laminate,  $P_f$ , is estimated by:

$$P_f = \max P_f^i \quad (4)$$

where  $P_f^i$  is the probability of failure of layer no  $i$ .

For the adhesive layers, the equivalent stress  $S_e$ , which is obtained from the failure criteria, is compared with the ultimate strength. Thus, the probability of failure for the adhesive is estimated by:

$$P_f = P(X_R S_{ultimate} - S_e \leq 0) \quad (5)$$

where the model uncertainty related to the load carrying capacity is given by the stochastic variable  $X_R$ . It should be noted that only adhesive layer failure is considered in this study. The formulation can be extended such that a deterministic design equation can be derived (i.e. calculation of the load by using a load multiplier) where partial safety factors are introduced together with characteristic values. Further, a load model relevant for wind turbine blades can be applied, i.e. a model for the load  $S$  being described by a number of stochastic variables. Both stochastic models for standstill (parked) and for operation can be applied.

Here a design equation is considered as follows. It is assumed that the wind turbine is parked (not producing power) and only flapwise loads from the wind are taken into account. The design equation is expressed as:

$$G = \frac{1}{\gamma_n} \frac{S_{ultimate}}{\gamma_m} - \gamma_f S_e(L_c) = 0 \quad (6)$$

where  $\gamma_n$ ,  $\gamma_m$  and  $\gamma_f$  are partial safety factors for the consequences of failure, material properties and load, respectively, see Table (5). It is assumed that the characteristic load carrying capacity  $S_{ultimate}$  can be obtained by inserting characteristic material properties. The characteristic material properties are determined as 50% / 5% quantiles [10]. Usually, the characteristic wind pressure is determined as a 98% quantile in the distribution function for the annual maximum wind pressure, corresponding to a return period of 50 years.

To obtain the characteristic load, first the 5% quantile of the adhesive strength is calculated based on the Weibull distribution in the adhesive layer where failure occurs. The maximum allowable characteristic load is then obtained through FE analysis by calculating  $S_e(L_c)$ , the average stress over the bond lines. When  $L_c$  is obtained, it is used that it is a 98% quantile in the distribution for the annual maximum load,  $L_s$  that is assumed to be modelled by a Weibull distribution with COV = 15%. This procedure is used to obtain the stochastic load model for each  $\lambda$  parameter. Further, a load model relevant for wind turbine blades is applied. The load is described in terms of a number of stochastic variables:

$$L = L_s X_{dyn} X_{exp} X_{st} X_{aero} \quad (7)$$

where the load and the model uncertainties are split into their respective components.  $X_{dyn}$  is the uncertainty related to the modelling of the dynamic response for the wind turbine, such as damping ratios and eigenfrequencies.  $X_{exp}$  is the uncertainty related to the modelling of the exposure, such as the terrain roughness and the landscape topography.  $X_{st}$  is taking the statistical uncertainty related to the limited amount of wind data into account, and  $X_{aero}$  is related to the uncertainty in assessment of lift and drag coefficients. The stochastic variables used in the limit state function are given in Table (6) [4, 5].

The limit state equation corresponding to the design equation (6) is written as:

$$g = X_R S_{ultimate} - S_e(L) \quad (8)$$

#### 4 Methodology and approach

To calculate the probability of failure and the corresponding reliability index, the Crude Monte Carlo simulation technique is used. The main reason why other reliability methods, such as the First Order Reliability Method, are not used is that some of the failure criteria are discontinuous functions of the stochastic variables.

The FE code ANSYS is run in batch mode from Matlab using geometric parameters, material properties and loads simulated from the distribution functions describing the stochastic variables. Each simulated parameter is read by ANSYS using a macro file, and after the numerical processing a post processing is carried out. The stresses and strains are selected and imported to Matlab. The average stresses are calculated over the 8 adhesive bond lines and finally, based on the chosen failure criterion, the number of failures is calculated. This procedure is conducted for 10000 simulated realisations, and finally the probability of failure ( $P_f$ ) is obtained by dividing the total number of failures by the number of simulations. The reliability index,  $\beta$  is obtained from:

$$P_f = \Phi(-\beta) \quad (9)$$

where  $\Phi$  is the standard Normal distribution function.

#### 5 Sensitivity analysis

To show the influence of material properties on the maximum stress and failure criteria a sensitivity analysis is performed. The influence of various geometrical parameters and material properties on the maximum stress, as well as the influence of the adhesive thickness, Young modulus, fibre angles, loading etc. is investigated. As shown in Table (7), loading,  $E_I$  Glass/Epoxy,  $E$  adhesive and fibre angles are the most important parameters. Approximate measures of the importance of the stochastic variables on the reliability index can be obtained by assuming a linear approximation and Normal distributed variables. If  $\partial g / \partial x_i$  is the derivative of the limit state equation with respect to the stochastic variable  $x_i$  and  $\sigma_i$  is the standard deviation of the variable  $X_i$ , then  $\partial g / \partial x_i \sigma_i$  is a measure of the importance on the reliability index of

the variable  $X_i$ . Approximate  $\alpha$ -values are obtained from:

$$\alpha_i \approx \frac{-\frac{\partial g}{\partial x_i} \sigma_i}{\sqrt{\sum_i \left(-\frac{\partial g}{\partial x_i} \sigma_i\right)^2}} \quad (10)$$

Also a sensitivity analysis has been performed to show the influence of the parameter  $\lambda$  in the modified von Mises criterion on the output equivalent stress. Variation of the ratio between equivalent stress according to the modified von Mises criterion and the equivalent stress according to the classical von Mises criterion for varying values of the parameter  $\lambda$  are presented in Fig. 3.

## 6 Results and discussions

Initially a convergence test for the FE model is performed to ensure that the FE model has an appropriate number of elements as shown in Table (8). During this test, the number of elements in the FE model is increased until the point at which the obtained results converge, thus yielding the proper number of elements for the FE model.

Based on the random variables and the limit-state equation, the reliability for the three different failure criteria considered is calculated. The influence of increasing the proportion of deviatoric and hydrostatic stresses on the probability of failure is investigated expressed in terms of the factor  $\lambda$ , which is the ratio of the compressive to tensile yield stress ( $\lambda=1$  for the von Mises criterion). The results show that for a single applied (tensile) load, the influence of the  $\lambda$  parameter on the probability of failure is almost negligible. The results show that the choice of failure criteria is very important for assessment of the probability of failure and thereby also for calibration of the partial safety factors.

Since the number of simulations is limited, the estimate of the probability of failure will be subjected to statistical uncertainty. Therefore the probability of failure,  $P_F$ , and the corresponding reliability index,  $\beta = -\Phi^{-1}(\sqrt{P_F})$ , are expressed by a confidence interval. The standard error for the

probability of failure using Crude Monte Carlo simulation is obtained from:

$$s = \sqrt{\frac{P_f(1-P_f)}{N}} \quad (11)$$

Confidence intervals for the estimate of the probability of failure can be determined using that  $P_f$  becomes asymptotically Normal distributed for  $N \rightarrow \infty$ . Eq. (11) can also be used to determine the required number of simulations to obtain a required accuracy of the estimate for the probability of failure. The obtained results for the probability of failure, the reliability index and the confidence interval based on different failure criteria are presented in Table (9). Implicitly the IEC-61400-1 [11] standard requires a minimum reliability index for structural wind turbine component equal to 3.1. Therefore in this example the reliability level is satisfactory, and further indicates that the partial safety factors could be decreased slightly.

## 6 Conclusions

A probabilistic model for the reliability analysis of adhesive bonded stepped lap joints has been presented. The defects in the adhesive stepped lap joints are an outcome from the production process and will influence the reliability of the component. The influence of variations in the material strength over the joint has been studied. The reliability function for the adhesive joints was derived using stochastic distributions, and calculation of the reliability of the adhesive joints was based on the First Ply Failure (FPF) criterion. The influence of failure criteria on the probability of failure has been discussed, and the reliability index for each criterion has been calculated. In addition, the influence of  $\lambda$ , which is the proportion of the deviatoric and hydrostatic stresses, on the reliability has been analyzed.

## Acknowledgement

The work presented in this paper is part of the project "Reliability-based analysis applied for reduction of cost of energy for offshore wind turbines" supported by the Danish Council for Strategic Research, grant no. 09-065195. The financial support is greatly appreciated.

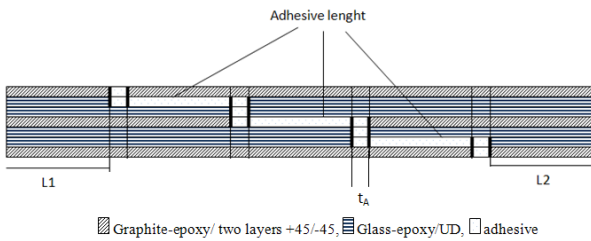


Fig. 1. Geometry of adhesive stepped lap joint.

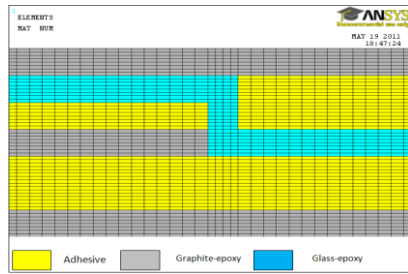


Fig. 2. FE mesh for adhesive stepped lap joint.

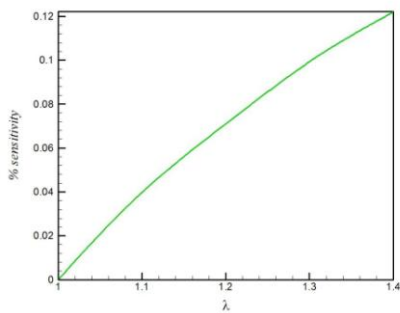


Fig. 3. Sensitivity analysis for  $\lambda$  to show the variation of von Mises criterion with respect to  $\lambda=1$

Table (1). Stochastic variables for the geometry.

| Parameter               | Symbol | Mean value | COV | Distribution |
|-------------------------|--------|------------|-----|--------------|
| Lamina thickness (mm)   | $t_l$  | 0.125      | 10% | Normal       |
| Layer thickness (mm)    | $t_L$  | 1          | 10% | Normal       |
| Adhesive thickness (mm) | $t_A$  | 1          | 10% | Normal       |
| Initial length (mm)     | $L_1$  | 40         | 10% | Normal       |
| Lateral length (mm)     | $L_2$  | 40         | 10% | Normal       |
| Fibre angles            | -      | -          | 10% | Normal       |

Table (2). Stochastic variables for epoxy adhesive.

| Parameter | Mean | COV   | Distribution | Characteristic value |
|-----------|------|-------|--------------|----------------------|
| $E$ (GPa) | 2.21 | 10.0% | Lognormal    | 2.21                 |
| $\nu$     | 0.4  | 18.0% | Lognormal    | 0.4                  |
| $S$ (MPa) | 45   | 10.6% | Weibull      | 37 (5% quantile)     |

Table (3), Material properties for Graphite-epoxy

| Parameter      | Mean | COV     | Distribution |
|----------------|------|---------|--------------|
| $E_1$ (GPa)    | 131  | 10.60%  | Lognormal    |
| $E_2$ (GPa)    | 8    | 13.60%  | Lognormal    |
| $E_3$ (GPa)    | 8    | 13.60%  | Lognormal    |
| $\nu_{12}$     | 0.3  | 18.00%  | Lognormal    |
| $\nu_{13}$     | 0.3  | 18.00%  | Lognormal    |
| $\nu_{23}$     | 0.07 | 18.00%  | Lognormal    |
| $G_{12}$ (GPa) | 5    | 10.00 % | Lognormal    |
| $G_{13}$ (GPa) | 5    | 10.00%  | Lognormal    |
| $G_{23}$ (GPa) | 4    | 10.00%  | Lognormal    |

Table (4), Material properties for Glass-epoxy

| Parameter      | Mean | COV   | Distribution |
|----------------|------|-------|--------------|
| $E_1$ (GPa)    | 39   | 10.6% | Lognormal    |
| $E_2$ (GPa)    | 14.5 | 13.6% | Lognormal    |
| $E_3$ (GPa)    | 9.8  | 13.6% | Lognormal    |
| $\nu_{12}$     | 0.29 | 18.0% | Lognormal    |
| $\nu_{13}$     | 0.07 | 18.0% | Lognormal    |
| $\nu_{23}$     | 0.29 | 18.0% | Lognormal    |
| $G_{12}$ (GPa) | 4.2  | 10.7% | Lognormal    |
| $G_{13}$ (GPa) | 4.2  | 10.7% | Lognormal    |
| $G_{23}$ (GPa) | 2.7  | 10.7% | Lognormal    |

Table (5): Partial safety factors according to IEC 61400-1 [11].

| Partial Safety Factor                | Ultimate |
|--------------------------------------|----------|
| $\gamma_n$ – Consequences of failure | 1.00     |
| $\gamma_m$ – Material properties     | 1.30     |
| $\gamma_f$ – Load                    | 1.35     |

Table (6). Stochastic variables for the model and physical uncertainty related to the loading.

| Variable   | Description            | Distribution | Mean | COV |
|------------|------------------------|--------------|------|-----|
| $X_R$      | Load carrying capacity | Lognormal    | 1    | 5%  |
| $X_{st}$   | Limited wind data      | Lognormal    | 1    | 10% |
| $X_{dyn}$  | Dynamic response       | Lognormal    | 1    | 5%  |
| $X_{exp}$  | Exposure               | Lognormal    | 1    | 10% |
| $X_{aero}$ | Lift/Drag coefficients | Gumbel       | 1    | 10% |

Table (7), Sensitivity analysis for material properties and geometry.

| Parameter                  | $\alpha$ -values |
|----------------------------|------------------|
| Load                       | 0.817            |
| E1 Glass/Epoxy             | 0.422            |
| E adhesive                 | -0.363           |
| Glass/Epoxy fibre angle    | -0.100           |
| Adhesive thickness         | 0.092            |
| Graphite/Epoxy fibre angle | -0.086           |
| v adhesive                 | -0.005           |
| E1 Graphite/Epoxy          | 0.004            |
| E2 Graphite/Epoxy          | 0.001            |
| E2 Glass/Epoxy             | 0.001            |

Table (8), Convergence study of the FE model.

| Average Stress | Number of elements |
|----------------|--------------------|
| 2.25E+07       | 4843               |
| 2.28E+07       | 8192               |
| 2.28E+07       | 12288              |

Table (9). Probability of failure for different failure criterion based on 10000 simulations.

| Failure criteria                          | Von Mises ( $\lambda=1$ )             | Modified von Mises $\lambda=1.4$      | Max stress                           |
|---|---------------------------------------|---------------------------------------|--------------------------------------|
| Probability of failure                    | $8 \cdot 10^{-4}$                     | $8 \cdot 10^{-4}$                     | $6 \cdot 10^{-4}$                    |
| Reliability index                         | 3.15                                  | 3.15                                  | 3.23                                 |
| Standard error                            | $2.82 \cdot 10^{-4}$                  | $2.82 \cdot 10^{-4}$                  | $2.44 \cdot 10^{-4}$                 |
| Probability bounds (95% confidence)       | $[5 \cdot 10^{-4}, 11 \cdot 10^{-4}]$ | $[5 \cdot 10^{-4}, 11 \cdot 10^{-4}]$ | $[3 \cdot 10^{-4}, 8 \cdot 10^{-4}]$ |
| Reliability index bounds (95% confidence) | [3.06, 3.28]                          | [3.06, 3.28]                          | [3.14, 3.38]                         |

## References

- [1] He Dan, Toshiyuki Sawa, Takeshi Iwamoto, Yuya Hirayama, Stress analysis and strength evaluation of scarf adhesive joints subjected to static tensile loadings, *International Journal of Adhesion & Adhesives* 30 (2010) 387–392.
- [2] S.B. Kumar, S. Sivashanker, Asim Bag, I. Sridhar, Failure of aerospace composite scarf-joints subjected to uniaxial compression, *Materials Science and Engineering A* 412 (2005) 117–122.
- [3] Madsen HO, Krenk S, Lind NC. "Methods of structural safety", Englewood Cliffs, NJ: Prentice-Hall, 1986.
- [4] D.J. Lekou, T.P. Philippidis, Mechanical property variability in FRP laminates and its effect on failure prediction, *Composites: Part B* 39 (2008) 1247–1256.
- [5] H.S. Toft, K. Branner, P. Berring, J. D. Sørensen, Defect distribution and reliability assessment of wind turbine blades, *Engineering Structures* 33 (2011) 171–180.
- [6] Ole Thybo Thomsen, Elasto-static and elasto-plastic stress analysis of adhesive bonded tubular lap joints, *Composite Structures* 21 (1992) 249-259.
- [7] [10] Gali, S., Dolev, G. & Ishai, O., An effective stress/strain concept in the mechanical characterization of structural adhesive bonding. *International Journal of Adhesion and Adhesives*, 1 (Jan. 1981) 135-40.
- [8] Hinton MJ, Soden PD. Failure criteria for composite laminates. *Compos Sci Technol* 1998;58:1001–10.
- [9] Hinton MJ, Kaddour AS, Soden PD. Comparison of the predictive capabilities of current failure theories for composite laminates judged against experimental evidence. *Compos Sci Technol* 2002;62:1725–97.
- [10] H. S. Toft, Probabilistic Design of Wind Turbines, Ph.D. thesis, Aalborg University, 2010.
- [11] IEC 61400-1. Wind turbines-part1: design requirements. 3rd edition, 2005.