



AALBORG UNIVERSITY
DENMARK

Aalborg Universitet

Unit weight

Nielsen, Benjaminn Nordahl; Nielsen, Søren Dam

Publication date:
2019

Document Version
Publisher's PDF, also known as Version of record

[Link to publication from Aalborg University](#)

Citation for published version (APA):
Nielsen, B. N., & Nielsen, S. D. (2019). *Unit weight*. Department of Civil Engineering, Aalborg University. DCE Lecture notes No. 68

General rights

Copyright and moral rights for the publications made accessible in the public portal are retained by the authors and/or other copyright owners and it is a condition of accessing publications that users recognise and abide by the legal requirements associated with these rights.

- ? Users may download and print one copy of any publication from the public portal for the purpose of private study or research.
- ? You may not further distribute the material or use it for any profit-making activity or commercial gain
- ? You may freely distribute the URL identifying the publication in the public portal ?

Take down policy

If you believe that this document breaches copyright please contact us at vbn@aub.aau.dk providing details, and we will remove access to the work immediately and investigate your claim.



DEPARTMENT OF CIVIL ENGINEERING
AALBORG UNIVERSITY

Unit weight

Benjaminn Nordahl Nielsen
Søren Dam Nielsen

Aalborg University
Department of Civil Engineering
Section for building and infrastructure

DCE Lecture Notes No. 68

Unit weight

by

Benjaminn Nordahl Nielsen
Søren Dam Nielsen

2019

© Aalborg University

Scientific Publications at the Department of Civil Engineering

Technical Reports are published for timely dissemination of research results and scientific work carried out at the Department of Civil Engineering (DCE) at Aalborg University. This medium allows publication of more detailed explanations and results than typically allowed in scientific journals.

Technical Memoranda are produced to enable the preliminary dissemination of scientific work by the personnel of the DCE where such release is deemed to be appropriate. Documents of this kind may be incomplete or temporary versions of papers—or part of continuing work. This should be kept in mind when references are given to publications of this kind.

Contract Reports are produced to report scientific work carried out under contract. Publications of this kind contain confidential matter and are reserved for the sponsors and the DCE. Therefore, Contract Reports are generally not available for public circulation.

Lecture Notes contain material produced by the lecturers at the DCE for educational purposes. This may be scientific notes, lecture books, example problems or manuals for laboratory work, or computer programs developed at the DCE.

Theses are monographs or collections of papers published to report the scientific work carried out at the DCE to obtain a degree as either PhD or Doctor of Technology. The thesis is publicly available after the defence of the degree. Since 2015, Aalborg University Press has published all Ph.D. dissertations in faculty series under the respective faculty. The AAU Ph.D.-portal will host the E-books, where you also find references to all PhDs dissertations published from Aalborg University.

Latest News is published to enable rapid communication of information about scientific work carried out at the DCE. This includes the status of research projects, developments in the laboratories, information about collaborative work and recent research results.

Published 2019 by
Aalborg University
Department of Civil Engineering
Thomas Manns Vej 23
DK-9220 Aalborg E, Denmark

Printed in Aalborg at Aalborg University

ISSN 1901-7286
DCE Lecture Notes No. 68

Recent publications in the DCE Lecture Note Series

Nielsen, B.N. og Nielsen, S.D. 2019, Casagrande cup method, DCE Lecture note no. 60, Aalborg University, Department of Civil Engineering, Aalborg.

Nielsen, B.N. og Nielsen, S.D. 2019, Deformation in sand until failure, DCE Lecture note no. 61, Aalborg University, Department of Civil Engineering, Aalborg.

Nielsen, B.N. og Nielsen, S.D. 2019, Loss on ignition, DCE Lecture note no. 62, Aalborg University, Department of Civil Engineering, Aalborg.

Nielsen, B.N. og Nielsen, S.D. 2019, Hydrometer test, DCE Lecture note no. 63, Aalborg University, Department of Civil Engineering, Aalborg.

Nielsen, B.N. og Nielsen, S.D. 2019, Grain weight, DCE Lecture note no. 64, Aalborg University, Department of Civil Engineering, Aalborg.

Nielsen, B.N. og Nielsen, S.D. 2019, Relative Density, DCE Lecture note no. 65, Aalborg University, Department of Civil Engineering, Aalborg.

Nielsen, B.N. og Nielsen, S.D. 2019, Particle size distribution, DCE Lecture note no. 66, Aalborg University, Department of Civil Engineering, Aalborg.

Nielsen, B.N. og Nielsen, S.D. 2019, Specific gravity, DCE Lecture note no. 67, Aalborg University, Department of Civil Engineering, Aalborg.

Nielsen, B.N. og Nielsen, S.D. 2019, Water content, DCE Lecture note no. 69, Aalborg University, Department of Civil Engineering, Aalborg.

Preface

This guide deals with the determination of the unit weight of fine grained soil.

The guide is part of a series, which explain the execution of geotechnical classification experiments as carried out at the Geotechnical Engineering Laboratory.

The guide is constructed as follows:

- *Appertaining standards*
- *Definitions*
- *Apparatus*
- *Equipment calibration*
- *Preparing the test sample*
- *Procedure for experiment*
- *Calculation*
- *Reporting*
- *Remarks*
- *Schema for experiment execution*
- *Appendix, if any*

It is recommended that the user of this guide reads the entire guide before the experiment is started.

Numbering of figures in the text is indicated by { }.

Units are indicated by [], e.g. [%].



Appertaining standard

The experiment is based on and further described in the standard DS/CEN ISO/TS 17892-2.

Definition

The unit weight of a soil γ (specific load) is force per volume unit:

$$\gamma = \rho \cdot g \quad [\text{kN/m}^3]$$

ρ Density of the soil [g/cm^3]

g gravitational acceleration = 9,8 [m/sek^2]

The unit weight determined with measuring and weighing of undisturbed, intact samples.

The unit weight of a soil is normally to be found in the interval 15 - 23 kN/m^3 .

For soil with large water content, it can be as low as a little over 10 kN/m^3 , and for soil sorts with very small void ratio; up to 25 kN/m^3 .

Apparatus

Apparatus used in the experiment. Numbers refer to figure 1.

- Intact soil sample in sample tube {1}
- Scale, weighing accuracy 0,1g
- Cutting and trimming tools {2}
- Measuring tape {3}
- Vernier calliper {4}
- Sample extractor {5}




Figure 1: Apparatus for experiment.

Equipment calibration

No equipment needs calibrating.

Preparing test sample

The test sample needs no preparation before experiment.

Procedure for experiment

Method I

The sample tube is brushed clean of exterior soil remnants and dried off thoroughly.

- The undisturbed sample tube is opened and filling bags, wax or other materials used for sealing the cylinder is removed.
- The soil sample remains untouched in the cylinder.
- The brushed cylinder with a soil sample is weighed, $(Cyl + W)$.
- The height of the soil sample is measured, (H) . Measure the height of the cylinder and deduct the height of the empty space in the cylinder if this is not filled, figure 2.
- The soil sample is pressed out with the sample extractor.
- The cylinder is washed and dried thoroughly
- The cylinder is weighed, (Cyl) .
- The internal diameter of the cylinder is measured (D) , figure 3.




Figure 2: Measurements of cylinder and the empty space in the cylinder, respectively.




Figure 3: The internal diameter is measured with a vernier calliper.

Method II

After the cylinder has been opened, the soil sample is pressed out with the sample extractor and the ends are shaped levelled.

- A small part of the soil sample is hereafter pressed down in a volume weight cylinder with known weight (C_{yl}) and internal volume (V).
- The soil sample is trimmed along the end plates of the volume weight cylinder.
- The volume weight cylinder with a soil sample is weighed ($C_{yl} + W$).

Calculations

Weight of soil sample (W):

$$W = (Cyl + W) - Cyl$$

Volume of soil sample (V):

$$V = \frac{\pi}{4} \cdot D^2 \cdot H$$

Volume weight of the soil can be calculated with:

$$\gamma = \frac{W}{V} \cdot g [kN/m^3]$$

Reporting

State which method has been used.

Volume weight is indicated by 1 decimal.

Remarks

Shaping of soil sample must be done so evaporation is minimized. This can be ensured by, first of all, conducting the experiment in a cooled room and making sure the executing of the experiment is done quickly.

It is important that intact tube samples are sufficiently sealed and kept cooled until they are used. A storage temperature of 8 – 10°C is recommended.

Method I is usually used with intact tube samples.

If it is layered soil, method II is used, and the volume weight is determined for each layer.

Case			Case no.
Examined	to	Lab. no.	Boring no.
Controlled d.	Approved d	Level	Appendix no.

Used method: ___I ___II

UNIT WEIGHT

Sample	No				
Cylinder	No				
Cyl. + W	g				
Cyl.	g				
Sample weight W	g				
Tube length	cm				
Empty space length	cm				
Sample length	cm				
Sample diameter	cm				
Sample volume V	cm ³				
$\rho = \frac{W}{V}$	g/cm ³				
$\gamma = \frac{W}{V} \cdot g$	kN/m ³				

