



Aalborg Universitet

AALBORG UNIVERSITY
DENMARK

Estimation of Guitar String, Fret and Plucking Position Using Parametric Pitch Estimation

Hjerrild, Jacob Møller; Christensen, Mads Græsbøll

Published in:

ICASSP 2019 - 2019 IEEE International Conference on Acoustics, Speech and Signal Processing (ICASSP)

DOI (link to publication from Publisher):

[10.1109/ICASSP.2019.8683408](https://doi.org/10.1109/ICASSP.2019.8683408)

Publication date:

2019

Document Version

Accepted author manuscript, peer reviewed version

[Link to publication from Aalborg University](#)

Citation for published version (APA):

Hjerrild, J. M., & Christensen, M. G. (2019). Estimation of Guitar String, Fret and Plucking Position Using Parametric Pitch Estimation. In *ICASSP 2019 - 2019 IEEE International Conference on Acoustics, Speech and Signal Processing (ICASSP)* (pp. 151-155). IEEE. I E E E International Conference on Acoustics, Speech and Signal Processing. Proceedings <https://doi.org/10.1109/ICASSP.2019.8683408>

General rights

Copyright and moral rights for the publications made accessible in the public portal are retained by the authors and/or other copyright owners and it is a condition of accessing publications that users recognise and abide by the legal requirements associated with these rights.

- Users may download and print one copy of any publication from the public portal for the purpose of private study or research.
- You may not further distribute the material or use it for any profit-making activity or commercial gain
- You may freely distribute the URL identifying the publication in the public portal -

Take down policy

If you believe that this document breaches copyright please contact us at vbn@aub.aau.dk providing details, and we will remove access to the work immediately and investigate your claim.

ESTIMATION OF GUITAR STRING, FRET AND PLUCKING POSITION USING PARAMETRIC PITCH ESTIMATION

Jacob Møller Hjerrild and Mads Græsbøll Christensen

Audio Analysis Lab, CREATE, Aalborg University, Denmark
{jmhh, mgc}@create.aau.dk

ABSTRACT

In this paper a fast yet effective method is proposed for analyzing guitar performances. Specifically, the activated string and fret as well as the location of the plucking event along the guitar string are extracted from guitar signal recordings. The method is based on a parametric pitch estimator and is derived from a physically meaningful model that includes inharmonicity. A maximum a posteriori classifier is proposed, which requires training data captured from only one fret per string. The classifier is tested on recordings of electric and acoustic guitar and performs well: the average absolute error of string and fret classification is 1.5%, while the error rate varies depending on the fret used for training. The plucking position estimator is the minimizer of the log spectral distance between the amplitudes of the observed signal and the plucking model and it is evaluated in proof-of-concept experiments with sudden changes of string, fret and plucking positions, which can be estimated accurately. Unlike the state of the art, the proposed method works on very short segments, which makes it suitable for high-tempo and real-time applications.

Index Terms— Physical Modeling, Statistical Signal Processing, Machine Learning, Parametric Pitch Estimation, Music Information Retrieval

1. INTRODUCTION

Analysis of musical performances of individual instruments can be used for many applications, including automatic transcription and recognition of artists via analysis of stylistic details. Several papers have studied the analysis and synthesis of plucked string instruments e.g., acoustic guitar [1, 2] and electric guitars [3]. We are here concerned with the analysis of guitar signals. To date, there are few papers on extracting information from electric guitar recordings, some examples being work concerned with classifying the types of effects used [4] and estimating the decay time of electric guitar tones [5]. Other research involved extracting information from related string instruments, such as extracting plucking styles and dynamics for classical guitar [6] and electric bass guitar [7]. Recent papers introduce techniques to model the physical interactions of the player with the guitar to synthesize a more realistic guitar sound, such as modeling the interactions of the guitar pick [8, 9] or fingers [10] with the string, and the fingers with the fretboard [11].

It is well-known that the plucking position and pickup position produce a comb-filtering effect in the spectrum of the guitar signal [12, 13] and that stringed instruments are not perfectly harmonic which some of the first theoretical studies on inharmonicity show [14, 15]. Shankland and Coltman [16] showed how inharmonicity is mainly caused by stiffness and deflection, which was elaborated on in [17]. The well-known piano model of inharmonicity

was derived by H. Fletcher in [18] and has been used recently for string and fret classification; the inharmonicity coefficient has been proposed for electric guitar string classification contained in a 48-dimensional feature set [7], where the inharmonicity coefficient was selected as one of the most discriminative features. A string and fret classification algorithm was proposed in [19], based on a 10-dimensional feature set and a SVM classifier. Large feature sets are prone to overfitting and rarely contribute to simple and meaningful findings in terms of physical cause and effect relationship. To overcome this problem, Barbancho et al. [20] proposed an inharmonicity and amplitude based method for automatic and accurate generation of guitar tablature; the inharmonicity coefficient was estimated from the guitar signal, assuming that its fundamental frequency was known. The main parameter for classification of string and fret was based on counting the number of partials that follow the piano model, where peak finding in the spectrum was essential. Based on [20], Michelson et al. [21] proposed to classify string and fret by modeling each inharmonicity coefficient as a Gaussian distribution, along with a linear regression model of the inharmonicity trajectory. Both methods [20, 21] operate on multiple segments, each in the order of 100 ms, which makes them unsuitable for high-tempo and real-time applications. Papers with studies on estimation of the plucking location on the guitar string have used frequency-domain [22–24] and time-domain [25] approaches, but only for open strings or by assuming a known pitch and string-fret position or the estimates were obtained with an under-saddle pickup.

In this paper, we consider the fretted string scenario, hence the estimation of plucking position as well as classification of string and fret. Thus, the objective is to extract the location of interactions of both hands of the guitar player when these can be arbitrarily located along a string. Generally, the left hand changes the pitch and the right hand activates the string vibration by plucking as shown in Fig. 1. We propose a feature set consisting of three physically meaningful parameters that are estimated with a non-linear least squares (NLS) pitch estimator [26–29], which is extended to include inharmonicity. A maximum a posteriori (MAP) string and fret classifier is trained from inharmonicity and pitch estimates, captured from recordings of only one fret per string, such that a guitar player will be able to swiftly train a model of a guitar. All this is done on a segment-by-segment basis and using short segments, as opposed to existing work, e.g., [20, 21], such that the proposed method is suitable for high-tempo and real-time applications.

2. STRING MODEL

We start by modeling string displacement activated by plucking, before the signal parameters of interest are described. The vibrating part of the string has length L and is fixed at $l = 0$ and $l = L$ with pinned boundaries. For a small displacement y , the motion is

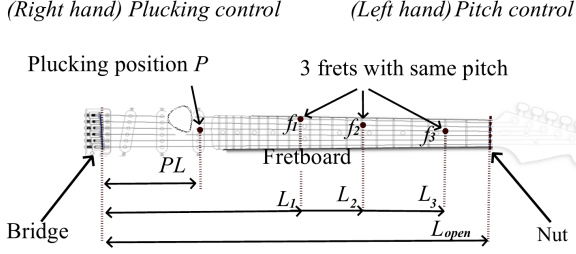


Fig. 1: Right hand controls plucking position and left hand controls pitch using the fretboard. One pitch is produced in various positions. Source: Adapted from line drawing [30].

described by the partial differential equation $\frac{\partial^2 y}{\partial t^2} = c^2 \frac{\partial^2 y}{\partial l^2}$, where c is the speed of the transverse wave. The well-known ideal string solution is [13]

$$y(l, t) = \sum_m (A_m \sin \omega_m t + A'_m \cos \omega_m t) \sin \kappa_m l, \quad (1)$$

where ω is frequency, $\kappa_m = \omega_m/c$ and $C_m = \sqrt{A_m^2 + A'^2_m}$ are the wave number and the amplitude of the m th mode, respectively. The string is modeled with an initial deflection δ excited at plucking position P , by the plucking hand with an edge sharp pick at the P th fraction of its length ($0 < PL < L$). There is no initial velocity i.e. $\frac{\partial y}{\partial t} = \dot{y}(l, 0) = 0, \forall l$ and we assume an initial triangular string shape, i.e.

$$y(l, 0) = \begin{cases} \frac{\delta}{P} \frac{l}{L}, & 0 \leq l \leq PL \\ \frac{\delta}{1-P} (1 - \frac{l}{L}), & PL \leq l \leq L. \end{cases} \quad (2)$$

For a fixed P , the m th Fourier coefficients of this string is

$$C_m(P) = \frac{2}{L} \left[\frac{\delta}{PL} \int_0^{PL} l \sin \frac{m\pi l}{L} dl + \frac{\delta}{1-P} \int_{PL}^L (1 - \frac{l}{L}) \sin \frac{m\pi l}{L} dl \right] \\ = \frac{2\delta}{m^2 \pi^2 P(1-P)} \sin m\pi P, \quad (3)$$

which explains how timbre changes as a function of plucking position. From (3) it is clear that the m th amplitude is scaled by m^{-2} with a sinusoidal spectral envelope caused by P , independent of pitch. From an open string length L_{open} (from bridge to nut) and a given fret index f_1 , the corresponding vibrating string length L_1 is given by $L_1 = L_{open} 2^{-\frac{f_1}{12}}$ (see Fig. 1).

For an electric or semi-acoustic guitar, the displacement $y(l, t)$ is measured with an electrical transducer (a pickup), which we assume is close to the vibrating string in a fixed location ($l = \lambda$). For a discrete time sampled signal at time instance n we define the signal

$$x(n)|_{l=\lambda} \propto y(\lambda, t), \quad (4)$$

where $x(n)$ is the guitar signal recorded with the pickup at λ . We propose to parametrize $x(n)$ with an inharmonic signal model as explained in the following. At time instance n , the observed complex-valued signal vector $\mathbf{x} \in \mathbb{C}^N$ is represented as $\mathbf{x} = [x(0) x(1) \dots x(N-1)]^T$, with T denoting the transpose. A complex signal can ease both notation and computational complexity and a real-valued signal is converted to complex by using the Hilbert transform [31]. The n th entry of \mathbf{x} is modeled as an inharmonic sinusoidal part and a noise part i.e.,

$$x(n) = \sum_{m=1}^M \alpha_m \exp(j\psi_m(\omega_0, B)n) + v(n), \quad (5)$$

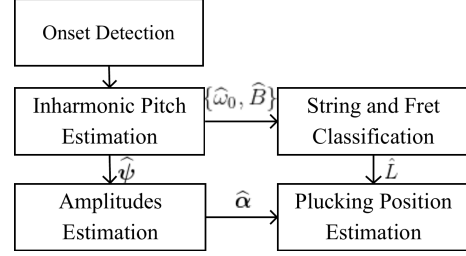


Fig. 2: Overview of the proposed method.

where ω_0 is the fundamental frequency, M is the number of partials, α_m is the complex amplitude of the m th partial, $v(n)$ is noise and the instantaneous frequency $\psi_m(\omega_0, B)$ is derived in [18] as

$$\psi_m(\omega_0, B) = m\omega_0 \sqrt{1 + Bm^2}. \quad (6)$$

For ease of notation, we denote it as ψ_m although it is a function of ω_0 and B . The model order M can be estimated [26, 27], while for the string model, initialized by the triangular shape in (2) we assume a high M at the onset event. In vector-matrix notation the observed signal is modeled as

$$\mathbf{x} = \mathbf{Z}\boldsymbol{\alpha} + \mathbf{v}, \quad (7)$$

where the complex sinusoidal matrix $\mathbf{Z} \in \mathbb{C}^{N \times M}$ is given by

$$\mathbf{Z} = [\mathbf{z}(\psi_1) \mathbf{z}(\psi_2) \dots \mathbf{z}(\psi_M)], \quad (8)$$

$$\mathbf{z}(\psi_m) = [1 e^{j\psi_m} e^{j\psi_m^2} \dots e^{j\psi_m(N-1)}]^T, \quad (9)$$

where $\boldsymbol{\alpha} = [\alpha_1 \dots \alpha_M]^T$ is a vector containing complex amplitudes and $\mathbf{v} = [v(0) v(1) \dots v(N-1)]^T$ contains all noise terms. We denote the unknown and deterministic parameters with $\boldsymbol{\theta}$, i.e.

$$\boldsymbol{\theta} = \{\omega_0, B, \boldsymbol{\alpha}\}. \quad (10)$$

The amplitudes $\boldsymbol{\alpha}$ can be estimated with the least squares, while the other parameters ω_0 and B are non-linear. The inharmonic pitch and inharmonicity coefficient estimates $\{\hat{\omega}_0, \hat{B}\}$ are sufficient for classification of string and fret [20, 21] and the estimated amplitude vector $\hat{\boldsymbol{\alpha}}$ is used for estimation of the plucking position \hat{P} .

3. PROPOSED METHOD

Fig. 2 gives an overview of the proposed method. The proposed method is initialized with a detection of the onset event from which one segment is extracted and the following estimation is done on such a segment alone. The feature set in (10) is extracted as maximum likelihood with the NLS inharmonic pitch estimation method. $\{\hat{\omega}_0, \hat{B}\}$ are applied to a MAP classifier of string and fret. At the estimated inharmonic frequencies $\hat{\psi}$, the complex amplitudes $\hat{\boldsymbol{\alpha}}$ are estimated using least squares. These are used for estimation of plucking position \hat{P} . All details are derived in the following. In this study the onset detection is considered a solved problem which can be obtained with a filter bank method [32].

3.1. Inharmonic Pitch Estimation

The pitch and inharmonicity parameters are estimated by maximizing the likelihood function

$$\hat{\boldsymbol{\theta}} = \underset{\boldsymbol{\theta}}{\operatorname{argmax}} \mathcal{L}(\boldsymbol{\theta}|\mathbf{x}) = \underset{\boldsymbol{\theta}}{\operatorname{argmax}} p(\mathbf{x}; \boldsymbol{\theta}). \quad (11)$$

The observed signal distribution is modeled in circular complex white Gaussian noise with covariance matrix ζ , i.e.,

$$p(\mathbf{x}; \boldsymbol{\theta}) = \frac{1}{\pi^N \det(\zeta)} e^{(-\mathbf{v}^H \zeta^{-1} \mathbf{v})}, \quad (12)$$

where $\zeta = \sigma^2 \mathbf{I}$ is a diagonal matrix, scaled by an unknown variance σ^2 , where \mathbf{I} is the $N \times N$ identity. By the use of (7) with $\mathbf{v} = \mathbf{x} - \mathbf{Z}\boldsymbol{\alpha}$, the log-likelihood function is expressed as

$$\ln \mathcal{L}(\boldsymbol{\theta}|\mathbf{x}) = -N \ln(\pi) - N \ln \frac{1}{N} \|\mathbf{x} - \mathbf{Z}\boldsymbol{\alpha}\|_2^2 - N. \quad (13)$$

By neglecting all terms that do not dependent on ω_0 and B , the maximum likelihood solution is the minimizer of the 2-norm error between the observed signal and the signal model, expressed as

$$\hat{\boldsymbol{\theta}} = \underset{\boldsymbol{\theta}}{\operatorname{argmax}} \mathcal{L}(\boldsymbol{\theta}|\mathbf{x}) = \underset{\boldsymbol{\theta}}{\operatorname{argmin}} \|\mathbf{x} - \mathbf{Z}\boldsymbol{\alpha}\|_2^2. \quad (14)$$

By substituting $\boldsymbol{\alpha}$ with its least squares estimate

$$\hat{\boldsymbol{\alpha}} = (\mathbf{Z}^H \mathbf{Z})^{-1} \mathbf{Z}^H \mathbf{x}, \quad (15)$$

the inharmonic non-linear least squares (NLS) pitch estimator is

$$\{\hat{\omega}_0, \hat{B}\} = \underset{\omega_0, B}{\operatorname{argmin}} \|\mathbf{x} - \mathbf{Z}(\mathbf{Z}^H \mathbf{Z})^{-1} \mathbf{Z}^H \mathbf{x}\|_2^2. \quad (16)$$

Asymptotically $N(\mathbf{Z}^H \mathbf{Z})^{-1} = \mathbf{I}|_{N \rightarrow \infty}$, a computationally efficient approach can be found as

$$\{\hat{\omega}_0, \hat{B}\} = \underset{\omega_0, B}{\operatorname{argmax}} \mathbf{x}^H \mathbf{Z} \mathbf{Z}^H \mathbf{x} = \underset{\omega_0, B}{\operatorname{argmax}} \left\| \mathbf{Z}^H \mathbf{x} \right\|_2^2, \quad (17)$$

which can be implemented using just one FFT per segment. Since $B \ll 1$, an initial pitch estimate is obtained with $B = 0$, and from that we define a narrow two dimensional search grid for the inharmonic pitch (ω_0 and B) to ease computational complexity. An optimal grid can be selected using [33]. Finally, the amplitudes are estimated using (15).

3.2. String and Fret Classification

Having found the pitch and the inharmonicity parameters $\boldsymbol{\phi} = [\hat{\omega}_0, \hat{B}]^T$ using (17), the next problem is to classify the observed signal \mathbf{x} as being produced by a string and fret position. We have a set of K mutually exclusive classes $\boldsymbol{\Gamma} = \{\gamma_1, \dots, \gamma_K\}$ representing all possible string and fret positions. The MAP-optimal classifier with decision function $\hat{\gamma}(\cdot) : \mathbb{R}^I \rightarrow \boldsymbol{\Gamma}$ is [34]

$$\hat{\gamma}_{\text{MAP}}(\boldsymbol{\phi}) = \underset{\gamma \in \boldsymbol{\Gamma}}{\operatorname{argmax}} p(\gamma|\boldsymbol{\phi}) = \underset{\gamma \in \boldsymbol{\Gamma}}{\operatorname{argmax}} p(\boldsymbol{\phi}|\gamma)P(\gamma). \quad (18)$$

We model $\boldsymbol{\phi}$ as coming from a normal object with class γ_k , then the k th conditional probability density is

$$p(\gamma_k|\boldsymbol{\phi}) = (2\pi)^{-1} \det(\boldsymbol{\Lambda}_k)^{-1} \exp\left(-\frac{(\boldsymbol{\phi} - \boldsymbol{\mu}_k)^T \boldsymbol{\Lambda}_k^{-1} (\boldsymbol{\phi} - \boldsymbol{\mu}_k)}{2}\right), \quad (19)$$

where the expectation vector $\boldsymbol{\mu}_k$ and covariance matrix $\boldsymbol{\Lambda}_k$ are given from training. The covariance matrix is here modeled as being class independent and isotropic, i.e., we have that $\boldsymbol{\Lambda}_k = \sigma^2 \mathbf{I}$. There are several reasons for this. First, as we shall see, it proves sufficient for very accurate classification. Second, it requires very little training data, something that is important due to the high number of classes formed by combinations of strings and frets. We also remark that

using a simple statistical model is also desirable in that it makes it possible to adapt the classifier to specific instruments using a simple training procedure. Returning now to the classifier, neglecting terms that do not depend on the class index k yields the following, simple classification scheme:

$$\hat{\gamma}(\boldsymbol{\phi}) = \gamma_i \quad \text{with} \quad i = \underset{k=1, \dots, K}{\operatorname{argmax}} \left\{ 2 \ln P(\gamma_k) - \frac{\|\boldsymbol{\phi} - \boldsymbol{\mu}_k\|_2^2}{\sigma^2} \right\}. \quad (20)$$

As can be seen, the classifier in (20) is the minimizer of the Euclidean distance between the observation and its expectation, with a correction factor of $2\sigma^2 P(\gamma_k)$. The prior $P(\gamma_k)$ can be specified from the number of training samples from class γ_k or be assumed uniform, in which case it reduces to a maximum likelihood classifier.

The model parameters of each class $\{\boldsymbol{\mu}_k, \boldsymbol{\Lambda}_k\}, \forall k$, can be found from a labelled set of I i.i.d. samples $\{\boldsymbol{\phi}\}$. However, it is in fact possible to obtain a model for all frets on a string from one such model. For example, given the parameters $B_s(f_1)$ and $\omega_{0,s}(f_1)$ of the s th vibrating string for a given fret f_1 , the corresponding parameter can be computed for any other fret f_2 , using the inharmonicity model derived in [20]

$$\hat{B}_s(f_2) = \hat{B}_s(f_1) 2^{\frac{f_2 - f_1}{6}} = \frac{\pi^3 E_s d_s^4}{64 T_s L_s^2 (f_2)}, \quad (21)$$

and for the pitch estimates we have that $\hat{\omega}_{0,s}(f_2) = \hat{\omega}_{0,s}(f_1) 2^{\frac{f_2 - f_1}{12}}$. Hence, the classifier only need to be trained using audio captured from one fret per string in order to model the parameters of the remaining frets. In (21) E_s is elastic modulus, d_s is core diameter, T_s is tension, which can be considered constants [17].

3.3. Plucking Position Estimation

As was argued earlier, once the estimate of amplitudes has been obtained using (15), the plucking position \hat{P} can be found. More specifically, the plucking position, \hat{P} , is found in the proposed method by minimizing the log spectral (LS) distance between the observation $\hat{\boldsymbol{\alpha}}$ and the model \mathbf{C} , i.e.,

$$\hat{P} = \underset{P}{\operatorname{argmin}} (d_{\text{LS}}(\hat{\boldsymbol{\alpha}}, \mathbf{C}(P))), \quad (22)$$

where $\mathbf{C}(P) = [C_1(P), C_2(P), \dots, C_M(P)]^T$ is obtained from the model in (3) and the log spectral distortion is defined as

$$d_{\text{LS}}(\hat{\boldsymbol{\alpha}}, \mathbf{C}(P)) = \sqrt{\frac{1}{M} \sum_m 10 \log_{10} \frac{|\hat{\alpha}_m|^2}{|C_m(P)|^2}}. \quad (23)$$

We remark that the model \mathbf{C} can be more physically meaningful by combining it with a model of the pickup location, such as e.g., [22].

4. EVALUATION

To evaluate the proposed plucking position estimator along with the string and fret classifier, some experiments have been conducted as described next. These experiments focus on segment-by-segment estimation and classification using short 40 ms segments, as this enables high-tempo and real-time applications of the proposed method. Hence, the experiments aim to demonstrate that this is possible. In relation to this, we remark that the state of the art [20, 21] operates on multiple segments, each in the order of 100 ms. As the NLS estimator has been shown to reach the Cramér-Rao lower bound [26], we do not go into further details about this. The proposed method

Table 1: String and fret confusion matrix for the Martin acoustic guitar. The classification errors are shown for each of the 6 strings.

Labels	Est. 6	Est. 5	Est. 4	Est. 3	Est. 2	Est. 1
True 6	1560	0	0	0	0	0
True 5	0	1560	0	0	0	0
True 4	0	0	1560	0	0	0
True 3	0	0	0	1560	0	0
True 2	0	0	0	0	1560	0
True 1	0	0	0	0	0	1560

Table 2: String and fret confusion matrix for the Firebrand electric guitar. The classification errors are shown for each of the 6 strings.

Labels	Est. 6	Est. 5	Est. 4	Est. 3	Est. 2	Est. 1
True 6	1536	24	0	0	0	0
True 5	0	1560	0	0	0	0
True 4	0	0	1475	85	0	0
True 3	0	0	76	1455	29	0
True 2	0	0	0	0	1506	54
True 1	0	0	0	0	0	1560

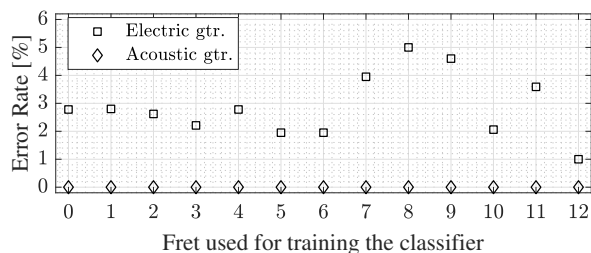


Fig. 3: String and fret classification error rate.

was evaluated on recorded data (44.1 kHz). The data and MATLAB code is available online¹ and we refer to the available code for implementation details. The data consists of guitar recordings of the electric and acoustic guitar, each labelled with their respective string and fret combination, namely electric Les Paul Firebrand with Elixir Nanoweb (.10-.54) strings and an acoustic Martin DR with SP (.12-.52) strings. The recorded data of each guitar represents 10 line signal recordings of every string and fret combination from the 0th to 12th, which resembles 720 recordings in total. For experiments, every recording is segmented from the detected onset time event in to a 40 ms segment. The classification of the string and fret is tested on recordings of both guitars. The classifier is trained as described in 3.2, for each fret such that 9360 recordings are classified in total. A plausibility filter [7] based on the equal tempered scale was applied and the resulting confusion matrices in Table. 1 and Table. 2 are shown here for the strings, and we observe that the acoustic guitar has a very low error rate while for the electric guitar it is on average 3%. The biggest confusion occurs between strings 3 and 4. We have observed that the amplitudes for $m \gg 1$ of the acoustic guitar has much more energy than the electric guitar, which could explain the difference in accuracy as being related to acoustic qualities of the guitar and pickup [35]. Fig. 3 shows that the error rate is in the range from 1% to 5% dependent on the fret used for training the classi-

¹<https://tinyurl.com/icassp2019>

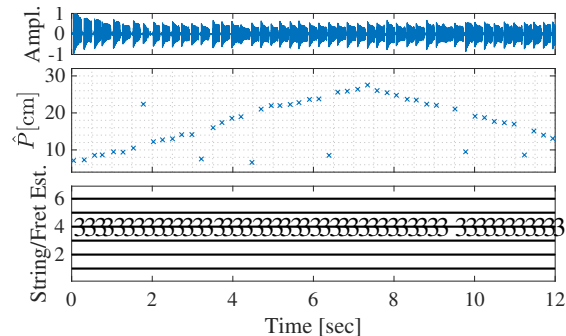


Fig. 4: String, fret and plucking position estimates with moving plucking position and fixed string and fret for electric guitar.

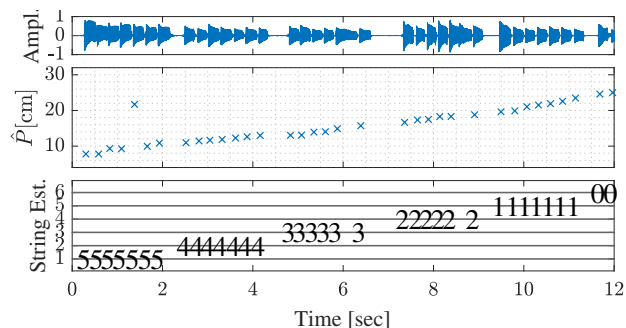


Fig. 5: String, fret and plucking position estimates with moving plucking position and moving string and fret for electric guitar.

fier. Finally, the estimation of plucking position is tested on two 12 second recordings of electric guitar that resembles realistic playing with sudden changes of string, fret and plucking position. Since the ground truth of plucking position is demanding to obtain, the experimental ground truth is based on a continuously moving the plucking position from the bridge and towards the nut of the guitar. The result in Fig. 5 represents a case where 6 strings are being played in 6 different frets. Every string and fret combination was correctly classified, and the plucking position estimates show a clear trend that follows the ground truth direction. In Fig. 4 results are shown for the same plucking procedure, but for fixed string and fret combinations, where we can observe a clear trend in plucking position direction and it is interesting that spatial aliasing occurs from 7 seconds and on-wards.

5. CONCLUSION

In this paper a fast method for estimation of guitar string, fret and plucking position was proposed. The method works on very short segments (i.e., 40 ms) from which a parametric pitch estimator extracts the feature set, i.e., pitch, inharmonicity and complex amplitudes. This feature set was proved sufficient for accurate MAP classification of string and fret, even with very little training data captured from only one fret per string, with an overall error rate of 1.5% for electric and acoustic guitar recordings. The plucking position estimator is the minimizer of the log spectral distance between the estimated amplitudes of the observed signal and the plucking model. In proof-of-concept experiments we showed that string, fret and plucking position combinations can be estimated accurately from recording signals with sudden changes of string, fret and plucking positions.

6. REFERENCES

- [1] M. Karjalainen, V. Välimäki, and Z. Jánosy, "Towards high-quality sound synthesis of the guitar and string instruments," in *Computer Music Association*, 1993, pp. 56–63.
- [2] M. Laurson, C. Erkut, V. Välimäki, and M. Kuuskankare, "Methods for modeling realistic playing in acoustic guitar synthesis," *Computer Music Journal*, vol. 25, no. 3, pp. 38–49, 2001.
- [3] C. R. Sullivan, "Extending the karplus-strong algorithm to synthesize electric guitar timbres with distortion and feedback," *Computer Music Journal*, vol. 14, no. 3, pp. 26–37, 1990.
- [4] G. J. Abesser and H. Lukaszewich, "Feature-based extraction of plucking and expression styles of the electric bass," in *Proc. IEEE Int. Conf. Acoust., Speech, Signal Process.*, 2012.
- [5] A. Paté, J.-L. Le Carrou, and B. Fabre, "Predicting the decay time of solid body electric guitar tones," *J. Acoust. Soc. Am.*, vol. 135, no. 5, pp. 3045–3055, 2014.
- [6] C. Erkut, V. Välimäki, M. Karjalainen, and M. Laurson, "Extraction of physical and expressive parameters for model-based sound synthesis of the classical guitar," in *Audio Eng. Soc.*, 2000.
- [7] J. Abeßer, "Automatic string detection for bass guitar and electric guitar," in *From Sounds to Music and Emotions*. Springer Berlin Heidelberg, 2013, pp. 333–352.
- [8] F. Germain and G. Evangelista, "Synthesis of guitar by digital waveguides: Modeling the plectrum in the physical interaction of the player with the instrument," in *Proc. IEEE Workshop on Appl. of Signal Process. to Aud. and Acoust.*, 2009, pp. 25–28.
- [9] G. Evangelista and F. Eckerholm, "Player–instrument interaction models for digital waveguide synthesis of guitar: Touch and collisions," *IEEE Trans. Audio, Speech, Language Process.*, vol. 18, no. 4, pp. 822–832, 2010.
- [10] S. Poirot, S. Bilbao, M. Aramaki, and R. Kronland Martinet, "Sound morphologies due to non-linear interactions: Towards a perceptive control of environmental sound-synthesis processes," in *Proc. Int. Conf. Digital Audio Effects*, 2018.
- [11] S. Bilbao and A. Torin, "Numerical modeling and sound synthesis for articulated string/fretboard interactions," *J. Audio Eng. Soc.*, vol. 63, no. 5, pp. 336–347, 2015.
- [12] N. H. Fletcher *et al.*, "Plucked strings – a review," *Catgut Acoust. Soc. Newsletter*, vol. 26, pp. 13–17, 1976.
- [13] N. H. Fletcher and T. D. Rossing, *Principles of vibration and sound*, 2nd ed. Springer, 2004.
- [14] W. F. Donkin, *Acoustics*, 2nd ed. Oxford Clarendon Press, 1884.
- [15] L. Rayleigh, *The Theory Of Sound*, 1st ed. MacMillan and Co. Ltd. London, 1894.
- [16] R. S. Shankland and J. W. Coltman, "The departure of the overtones of a vibrating wire from a true harmonic series," *J. Audio Eng. Soc.*, vol. 10, no. 3, pp. 161–166, 1939.
- [17] T. D. Rossing, *The science of string instruments*, 1st ed. Springer, 2010.
- [18] H. Fletcher, "Normal vibration frequencies of a stiff piano string," *J. Audio Eng. Soc.*, vol. 36, pp. 203–209, 1964.
- [19] C. Dittmar, A. Mannchen, and J. Abeßer, "Real-time guitar string detection for music education software," in *Proc. Int. Workshop on Image Analysis for Multimedia Interactive Services*, 2013, pp. 1–4.
- [20] I. Barbancho, L. Tardon, S. Sammartino, and A. Barbancho, "Inharmonicity-based method for the automatic generation of guitar tablature," *IEEE Trans. Audio, Speech, Language Process.*, vol. 20, no. 6, pp. 1857–1868, 2012.
- [21] J. J. Michelson, R. M. Stern, and T. M. Sullivan, "Automatic guitar tablature transcription from audio using inharmonicity regression and bayesian classification," in *Audio Eng. Soc.*, 2018.
- [22] Z. Mohamad, S. Dixon, and C. Harte, "Pickup position and plucking point estimation on an electric guitar," in *Proc. IEEE Int. Conf. Acoust., Speech, Signal Process.*, 2017.
- [23] C. Traube and J. O. Smith, "Estimating the plucking point on a guitar string," *Proc. Int. Conf. Digital Audio Effects*, 2000.
- [24] C. Traube and P. Depalle, "Extraction of the excitation point location on a string using weighted least-square estimation of a comb filter delay," in *Proc. Int. Conf. Digital Audio Effects*, 2003.
- [25] H. Penttinen and V. Välimäki, "A time-domain approach to estimating the plucking point of guitar tones obtained with an under-saddle pickup," *Applied Acoustics*, vol. 65, no. 12, pp. 1207–1220, 2004.
- [26] J. K. Nielsen, T. L. Jensen, J. R. Jensen, M. G. Christensen, and S. H. Jensen, "Fast fundamental frequency estimation: Making a statistically efficient estimator computationally efficient," *Signal Processing*, vol. 135, pp. 188–197, 2017.
- [27] M. G. Christensen and A. Jakobsen, *Multi-Pitch Estimation*, 1st ed. Morgan and Claypool, 2009.
- [28] M. W. Hansen, J. M. Hjerrild, M. G. Christensen, and J. Kjeldskov, "Parametric multi-channel separation and re-panning of harmonics sources," in *Proc. Int. Conf. Digital Audio Effects*, 2018.
- [29] M. G. Christensen, P. Stoica, A. Jakobsson, and S. H. Jensen, "Multi-pitch estimation," *Signal Processing*, vol. 88, no. 4, pp. 972–983, 2008.
- [30] J. M. Phillips, "Jeffrey phillips design," <http://www.imjefp.com/>, 2018.
- [31] S. Lawrence Marple, "Computing the discrete-time analytic signal via fft," *IEEE Trans. Signal Process.*, vol. 47, pp. 2600–2603, 1999.
- [32] O. Lartillot and P. Toivainen, "A matlab toolbox for musical feature extraction," *Proc. Int. Conf. Digital Audio Effects*, 2000.
- [33] J. K. Nielsen, T. L. Jensen, J. R. Jensen, M. G. Christensen, and S. H. Jensen, "Grid size selection for nonlinear least-squares optimisation in spectral estimation and array processing," in *Proc. European Signal Processing Conf.*, Aug 2016, pp. 1653–1657.
- [34] D. R. F. van der Heijden, R. P. W. Duin and D. Tax, *Classification, Parameter Estimation and State Estimation*, 1st ed. John Wiley and Sons, Ltd., 2004.
- [35] N. H. Fletcher and T. D. Rossing, *The Physics of Musical Instruments*, 2nd ed. Springer, 1998.